

BOARD OF TRUSTEES  
BUFFALO AND ERIE COUNTY PUBLIC LIBRARY  
DATE: December 20, 2007

AGENDA ITEM NUMBER: E.2.b.

RESOLUTION: 2007-55  
Adoption of 2008 Budget

BACKGROUND:

The 2008 Budget before you represents encouraging progress in the restructured Library's recovery from the unprecedented austerities imposed by Erie County's fiscal crisis of 2005-2006.

This resolution and attached budget schedules produce a 2008 base budget within the County support funding limit indicated by the County Executive. Thanks to the welcome support of the Erie County Legislature, \$1,600,000 of the Library's restoration request was funded in the recently adopted Erie County budget. Service restorations supported by the \$1,600,000 amount are detailed in the attached *Erie County's 2008 Adopted Budget Funding to Restore Service* document as well as the attached operating and grants budget schedules.

The overriding principal in these restorations is to optimize library service provided to the community first, from existing funded libraries, then by exploring alternate service models. This approach ensures the \$1.6 million will have maximum impact, strengthening service at 26 libraries and system services to all libraries, with many restoring open hours on evenings and weekends most in demand from our public. This impact will be far greater, serving many more people than would be possible by focusing on the much more expensive cost of reopening a closed facility.

The Legislature's \$1.6 million restoration is provided through an *Interfund Revenue Subsidy* from the County General Fund, leaving the Library Tax unchanged at \$22,171,833. Combining the two, Erie County support for Library Operations rises 7.3% to \$23,771,833. *Even with this restoration, the County Support for the Library remains a bargain - APPROXIMATELY WHAT THE TAXPAYERS PROVIDED IN 1998!* Combined County support for library operations and materials remains well under pre-crisis levels (\$4.9 million and 17% below 2004's support).

ACTION REQUIRED:

Motion to approve Resolution 2007-55.

## RESOLUTION 2007-55

WHEREAS, in adopting the 2007 budget, Erie County and its public library system turned a corner, using a County Legislature approved \$500,000 increase in funding, the first increase in County support in three years, the Library implemented focused service restorations aimed toward making our leaner library system more responsive and more effective, providing the most value for our customers in meeting their diverse needs, and

WHEREAS, the Library used those funds to expand hours of public access, especially at libraries that had failed to meet New York State minimum standards in 2006 yielding positive results: Year-to-date circulation through October has risen 2%, while year-to-date public access computer use has soared more than 24% across the System (up 12% among suburban contracting libraries, 28% at the Central Library and a staggering 63% increase among Buffalo branch libraries), and

WHEREAS, this reinforces both the continuing need for basic library services and the growing importance of the Library in bridging the “digital divide,” and

WHEREAS, there remains much more work to be done, and

WHEREAS, this past June, Erie County Legislature Chair Lynn Marinelli, asked: “...the library board and staffs [to] prepare a realistic neighborhood services restoration plan that covers a three-year timeline,” and

WHEREAS, to proactively address the situation, the Library Board directed the 2008 budget request include groupings of service restoration proposals, starting with high impact restorations to allow existing libraries to provide more effective public access and service and progressing through a series of service restorations that will pilot and ultimately expand alternate service provision models, and

WHEREAS, in a further gesture of support for public libraries, the Erie County Legislature funded \$1,600,000 of the Library’s restoration request in the recently adopted Erie County 2008 budget, and

WHEREAS, this much appreciated restoration will be applied first towards optimizing library service provided to the community from existing funded libraries followed by exploring alternate service models, and

WHEREAS, this approach ensures the \$1.6 million will have maximum impact, strengthening service at 26 libraries and system services to all libraries, with many restoring open hours on evenings and weekends most in demand from our public, now therefore be it

RESOLVED, that the Board of Trustees of the Buffalo & Erie County Public Library adopts the *2008 Budget*, utilizing the following sources to provide library services in 2008:

\$22,171,833 – Property Tax for Library Purposes  
\$ 1,600,000 – Erie County Interfund Revenue Subsidy  
\$ 2,380,981 – New York State Aid – Operating Budget  
\$ 500,000 – Use of Fund Balance  
\$ 1,152,402 – Library Fines, Fees and Other Revenue  
**\$27,805,216 – Total Operating Budget**

\$ 720,994 – Library Grants Budget

**\$28,526,210 – Combined Operating and Grants Budget**, and be it further

RESOLVED, that the budget documents and schedules be promptly posted on the Library's website and all needed forms and accounting entries to implement this budget and its allocation of the \$1,600,000 County Legislature funded service restorations be promptly completed and transmitted.

**Resolution 2007-55**

Adopted by unanimous vote

of the Buffalo and Erie County Public Library Board of Trustees

December 20, 2007

# BUFFALO AND ERIE COUNTY PUBLIC LIBRARY 2008 BUDGET

## Erie County's 2008 Adopted Budget Funding to Restore Service

### Erie County Legislature Adopts Budget Supporting Service Restoration Plan

On December 4, 2007 the Erie County Legislature voted in favor of a 2008 Erie County Budget that includes an additional \$1.6 million in Library requested restoration funds. The measure was approved by a margin of 10 to 5. We are most GRATEFUL that the Legislature recognizes the Library's value in our community. Erie County Executive Giambra made no changes to these amendments which are now part of the County's 2008 Budget.

This is a ringing endorsement that the Library has genuine value in our community and manages the financial resources entrusted to it responsibly and with vision, never losing sight of the end users -- the real people who rely on us and whose taxes support our efforts. The overriding principal in these restorations is to optimize library service provided to the community first from existing funded libraries then by exploring alternate service models. This approach ensures the \$1.6 million will have maximum impact, strengthening service at 26 libraries and system services to all libraries, with many restoring open hours on evenings and weekends most in demand from our public. This impact will be far greater, serving many more people than would be possible by focusing on the much more expensive cost of reopening a closed facility. The overall concepts are summarized below with the individual initiatives by community, benefit to the public and cost listed on the following pages.

### Moving Forward – 2008 and Beyond

This past June, Legislature Chair Lynn Marinelli, in a column published in the Bee Group newspapers, addressed some questions and misperceptions about library funding in Erie County. She also asked: "...the library board and staffs [to] prepare a realistic neighborhood services restoration plan that covers a three-year timeline. The prioritized and itemized local libraries funding restoration plan would also address compliance with specific state libraries regulations." She further stated: "There will be a necessity for extensive deliberations on a ... plan, which has community support but does not raise false expectations."

### Multi-tiered Service Restoration Plan

To proactively address the situation, the Library Board directed the 2008 budget request include groupings of service restoration proposals, starting with high impact restorations to allow existing libraries to provide more effective public access and service and progressing through a series of service restorations that will pilot and ultimately expand alternate service provision models. The Library will work to maximize the impact of the funding provided following the priorities summarized below. These initiatives are designed to be as cost-effective as possible and allow the downsized Buffalo and Erie County Public Library System to be much better able to meet continued high public demand for service at a cost that is still LOW - APPROXIMATELY WHAT THE TAXPAYERS PROVIDED IN 1998!

		<b>Open Hours</b>	<b>Cumulative</b>	<b>Cost</b>	<b>Cumulative Cost</b>
<b>LEVEL 1</b>	Restorations to Allow Libraries Remaining Open to Provide More Effective Access/Service	<b>98</b>	<b>98</b>	<b>\$818,030</b>	<b>\$818,030</b>
<b>LEVEL 2</b>	Restorations to Further Strengthen Existing Libraries and Pilot Alternate Service Provision Models	<b>183</b>	<b>281</b>	<b>\$781,970</b>	<b>\$1,600,000</b>

# BUFFALO AND ERIE COUNTY PUBLIC LIBRARY 2008 BUDGET

## Erie County Funded Service Restorations

**Grand Total Level 1 & 2 Restorations: \$1,600,000**

Library	Cost	Open Hours	Description
<b>LEVEL 1:</b>	<b>\$818,030</b>	<b>98</b>	<b>Restorations to Allow Libraries Remaining Open to Provide More Effective Service</b>
Alden	\$9,702	5	Restores System funding to support up to 30 open hours per week vs. 25 NYS minimum standard weekly open hours currently system funded.
Amherst Libraries	\$18,627	4	Restores System funding to open Eggertsville Wednesday evenings for 4 hours. Includes reclassifying a Librarian II to Librarian III to perform as a cluster manager for the multi-branch library, coordinating services amongst Eggertsville and the other branches.
Angola	\$7,855	10	While chartered to serve only the village; the Angola Library, along with the Eden, Collins, North Collins, and Lake Shore Libraries, serve residents of the Town of Evans (outside the village) and Town of Brant which do not have their own libraries. Restore System funding from the present NYS minimum standard 25 open hours/week to 35 hours/week. Present supplemental funding is not secured for the future.
Aurora (East Aurora)	\$12,429	3	Provide System funding for Tuesday nights 5 - 8 p.m. providing 3 additional hours of public service previously paid for by grant funding.
Buffalo Branch Libraries	\$315,310	42	Restore 6 open hours per week at the East Clinton, East Delavan and North Park Libraries (from 24 to 30 open hours per week each) allowing these libraries to offer service 5 days per week up from 4 days in 2007; restore Niagara Branch to 40 open hours per week (up from the present 24 hours per week); <b><u>provide Thursday service - 8 additional open hours - at the Frank E. Merriweather Library allowing the new, heavily used library to be open 7 days per week during the school year;</u></b> add technology training and children's programs ; expand community and school outreach.
Central Library	\$203,260		Restores 1.5 open hours, allowing the Grosvenor Room, Childrens Room and Business & Science Departments to open when the Central Library opens at 8:30, as well as afford the development of specialized programs emphasizing local history and genealogy, specialized database training as well as outreach programs. This restoration would further allow the continued expansion of Children's programming on a system wide basis, including technology training (cybertrain) and story hour. Teen Programming would be expanded to create a Central Library Teen Space and Teen Space Blog; conduct teen outreach programs; and conduct gaming, art activities, and related programming system wide. Finally, this restoration would reopen the Central Library Computer Training Lab and provide System funding to improve phone and email reference via the e-Branch's "Ask US" and inter-library loan support, including collaborating with libraries nation-wide to provide 24/7 reference service.

# BUFFALO AND ERIE COUNTY PUBLIC LIBRARY 2008 BUDGET

## Erie County Funded Service Restorations

**Grand Total Level 1 & 2 Restorations: \$1,600,000**

Library	Cost	Open Hours	Description
<b>LEVEL 1:</b>			
(Continued)			
<b>Restorations to Allow Libraries Remaining Open to Provide More Effective Service</b>			
Cheektowaga	\$12,971	4	Restores System funding to keep Anna M. Reinstein Memorial Library open an additional 4 Wednesday evening hours (5 - 9 p.m.).
Clarence	\$11,651		Restores System funding to support children's programs (putting RPT employee back to full-time status to free up professional staff to provide additional children's programs and better serve the public).
Concord	\$13,715		Restoration would provide System funding for Toddler Time, programs for Senior Citizens, and assisting patrons in their use of computers.
Eden	\$10,506		Provides System funding to support: enhanced programs including toddler and preschool story time, themed/craft programs for school age children; computer classes for adults/seniors and outreach efforts in conjunction with Eden Elementary.
Elma	\$15,006	6	Restore System funding to support 41 open hours per week vs. the present 35 hour NYS minimum, prevent a reduction of hours supported by a grant.
Grand Island	\$7,936	7	Restores System funding to re-open an additional day, Friday, providing an additional 7 hours of public service. Staffing reconfiguration will also support this addition.
Hamburg	\$15,503	4	Restores System funding for Sunday hours at the Hamburg Library - an additional 4 hours of public service for 42 weeks.
Lackawanna	\$22,760	5	Restores funding to add Tuesday and Thursday evening service, raising total open hours to 45 and restores 3 RPT positions back to full-time status. Addresses high demand for computer access for an economically challenged population, which has more than doubled over 2006 year-to-date.
Lancaster	\$15,696	4	Restores System funding for Sunday hours - an additional 4 hours of public service for 42 weeks.

# BUFFALO AND ERIE COUNTY PUBLIC LIBRARY 2008 BUDGET

## Erie County Funded Service Restorations

**Grand Total Level 1 & 2 Restorations: \$1,600,000**

Library	Cost	Open Hours	Description
<b>LEVEL 1:</b>			
<b>Restorations to Allow Libraries Remaining Open to Provide More Effective Service</b>			
<b>(Continued)</b>			
Library System Services	\$76,654		Restores staffing to provide System Serials check-in, which will ensure consistency in check-in processes, simplify the claim process for unreceived/damaged items, and provide materials that are "shelf-ready" when received at all locations. This will ultimately "free-up" clerks throughout the System to concentrate on public service. This restoration would also allow the Catalog Department to provide original cataloging of local history and rare book materials. The ability to catalog local materials was lost during the budget crisis. Increased interest and cultural tourism would benefit by adding local history materials to the Library's collection. Finally, this restoration would also support the timely processing of other library material.
Marilla	\$1,250		Restore Clerk Typist hours to assist with programs.
Orchard Park	\$16,501		Add a part-time Library Associate to increase children's program and adult computer literacy classes in addition to relieving the Librarian I to concentrate on developing new programs, including expanded adult computer literacy classes and collection development.
Tonawanda Town	\$15,684	4	Restores System funding for Sunday hours at the Kenmore Library - an additional 4 hours of public service for 42 weeks.
West Seneca	\$15,014		Restores System funding to support programming and outreach.
<b>Total Level 1</b>	<b>\$818,030</b>	<b>98</b>	

# BUFFALO AND ERIE COUNTY PUBLIC LIBRARY 2008 BUDGET

## Erie County Funded Service Restorations

**Grand Total Level 1 & 2 Restorations: \$1,600,000**

Library	Cost	Open Hours	Description
<b>LEVEL 2:</b>			
	<b>\$781,970</b>	<b>183</b>	<b>Restorations to Further Strengthen Existing Libraries and Pilot Alternate Service Provision Models</b>
Aurora	\$4,144	2	Restores System funding to keep library open until 5 p.m. on Saturdays (2 additional hours). Any increase in utilities will be supported by private funds.
Buffalo Branch Libraries	\$105,737	30	Restore 10 additional open hours per week at the East Clinton, East Delavan and North Park Libraries (from 30 to 40 open hours per week each) up from 24 hours in 2007. This restoration would also increase programming, including technology programming using the East Delavan Library computer training lab, and increase involvement with Good Schools for All Literacy programming. <b><u>WITH THIS ADDITION ALL EIGHT BUFFALO BRANCHES WILL BE OPEN AT LEAST 40 HOURS PER WEEK.</u></b>
Central Library	\$114,314		This restoration provides : additional computer training and support for the Teen Space and young adult programming allowing Get Graphic grant programs to be ongoing; improves collection development and supports specialized database training as well as outreach programs to the business community; provides outreach to disabled, working with community institutions to increase services for the disabled; and provides AskUs assistance to release Humanities and Social Sciences staff allowing more time for specialized collection development and provide additional support for 24/7 reference.
Cheektowaga	\$46,542		Restoration of staff position to assist in providing programs, reference and reader's advisory services.
Grand Island	\$8,427	4	Restores System funding to re-open Tuesday evenings, providing an additional 4 hours of public service.
Hamburg	\$35,185	4	Restores System funding to re-open Fridays (1pm to 5pm) at Lakeshore, providing an additional 4 hours of public service and five open days each week. Also restores System funding for librarian hours to assist in providing quality of service to patrons by improving collection development and offering more youth and adult programs.
Lancaster	\$13,877		Restores System funding for salaries currently being paid by dwindling private funds in the 2007 budget - needed to provide more effective library service. Will free up librarian time to work on improving the library's collection.



# BUFFALO AND ERIE COUNTY PUBLIC LIBRARY 2008 BUDGET

## Erie County Funded Service Restorations

**Grand Total Level 1 & 2 Restorations: \$1,600,000**

Library	Cost	Open Hours	Description
<b>LEVEL 2: Restorations to Further Strengthen and Pilot Alternate Service Provision Models</b>			
<i>(Continued)</i>			
Library Express - Mall Based Outlet	\$198,259	80	Open a Library Express service outlet in a high traffic retail mall, providing up to 80 open hours per week (same as mall hours). The convenience and extended hours of a mall location provides access to a high volume of customers. Other libraries using this setting have experienced circulation/use that is four times usage for a similarly sized traditional library location. Being open longer and later than traditional libraries will expose the library to customers who might not otherwise be able to utilize library services. A library would also benefit the mall by providing shoppers and mall employees a place to take a break, check email, or spend time reading while waiting for friends and family still shopping. Other libraries in mall locations have also developed synergistic relationships with mall booksellers, as many library users are avid book purchasers too. Finally, this proposal provides an attractive opportunity for collaboration/shared tenancy with related educational and cultural organizations. Cost identified is the annualized operating cost. First year cost would be applied to tenant startup and partial year operating costs. Private fundraising and municipal contributions would be solicited to supplement start-up funding.
Library Express - Shopping District Based Outlet	\$149,008	55	Open a <i>Library Express</i> service outlet in a high traffic retail shopping district, providing up to 55 open hours per week. The concept for this outlet is similar to the mall based proposal, however the location could be in a high volume shopping/retail district along a major city or suburban street or major shopping center. Cost identified is the annualized operating cost. First year cost would be applied to tenant startup and partial year operating costs. Private fundraising and municipal contributions would be solicited to supplement start-up funding. Provides an attractive opportunity for collaboration/shared tenancy with related educational and cultural organizations.
Library System Services	\$81,965		This restoration would further improve the capacity of the Catalog Department, which took the greatest reduction in professional staff during the 2005/2006 fiscal crisis causing original cataloging to suffer, delaying availability of single title orders. It would further support demand from restored library materials budget.
Tonawanda Town	\$24,512	8	Restores System funding for Tuesday service (8 hours) at the Kenilworth Library which is presently closed on Tuesdays. This more effectively utilizes remaining library facilities in the Town of Tonawanda which closed 3 libraries as a result of the county financial crisis.
<b>Total Level 2</b>	<b>\$781,970</b>	<b>183</b>	

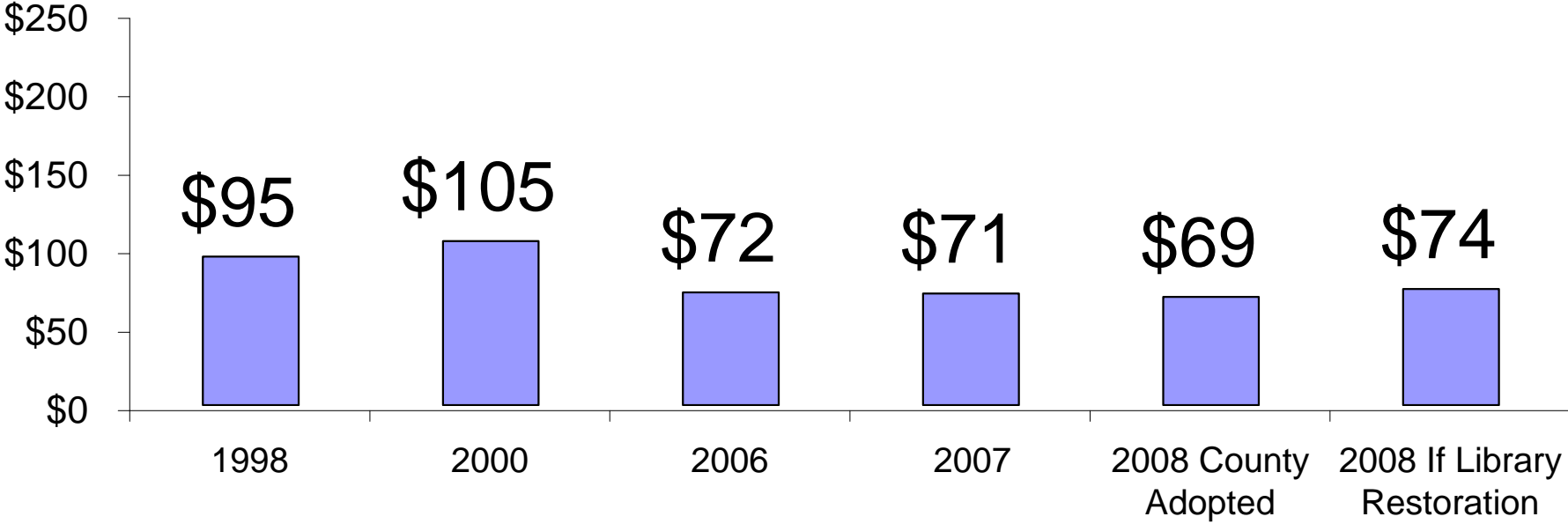
# Buffalo and Erie County Public Library

## PROPERTY TAX REVENUE

### Libraries Provide Solid Value to the Taxpayer

For a \$100,000 taxable value property,  
 an owner can recoup the cost of their 2008 annual Library Tax by checking out just 2-4 hardcover books!

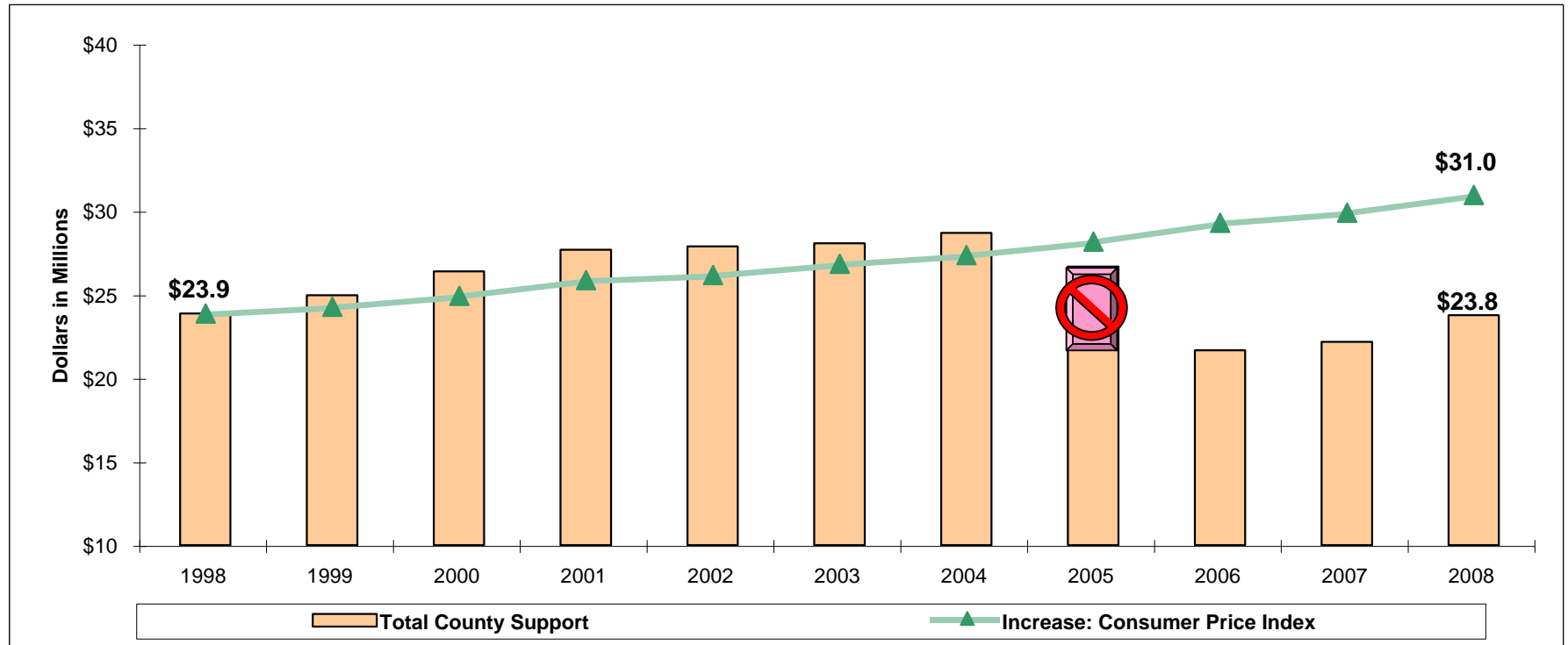
Library Tax: County Average Cost Per Year  
 to \$100,000 Taxable Value Property



\* The County's \$1.6 million 2008 restoration was provided via an interfund revenue subsidy from the General Fund to the Library Fund rather than through the Library Tax.

Property Tax\*

# B&ECPL OPERATING AND LIBRARY MATERIAL BUDGETS 1998 - 2008



	1998 Adopted	1999 Adopted	2000 Adopted	2001 Adopted	2002 Adopted	2003 Adopted	2004 Adopted	2005 Adopted	2006 Adopted	2007 Adopted	2008 For Adoption
Erie County Capital For Library Material	-	-	-	4,717,516	4,906,217	5,000,000	4,500,000	5,000,000	-	-	-
Interfund Revenue Subsidy											1,600,000
Library Property Tax	23,866,460	24,953,953	26,393,455	22,969,980	22,969,980	23,067,481	24,197,118	21,671,833	21,671,833	22,171,833	22,171,833
<b>Total County Support</b>	<b>23,866,460</b>	<b>24,953,953</b>	<b>26,393,455</b>	<b>27,687,496</b>	<b>27,876,197</b>	<b>28,067,481</b>	<b>28,697,118</b>	<b>26,671,833</b>	<b>21,671,833</b>	<b>22,171,833</b>	<b>23,771,833</b>

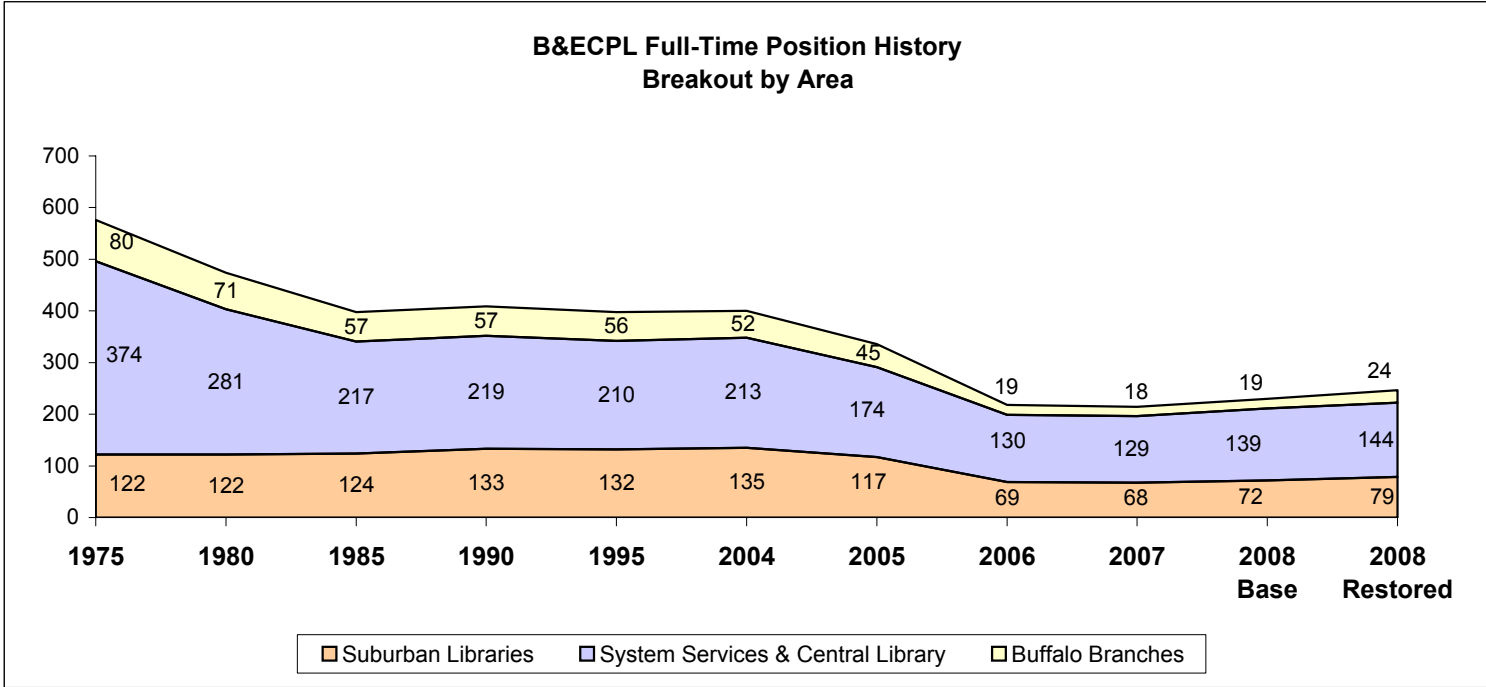
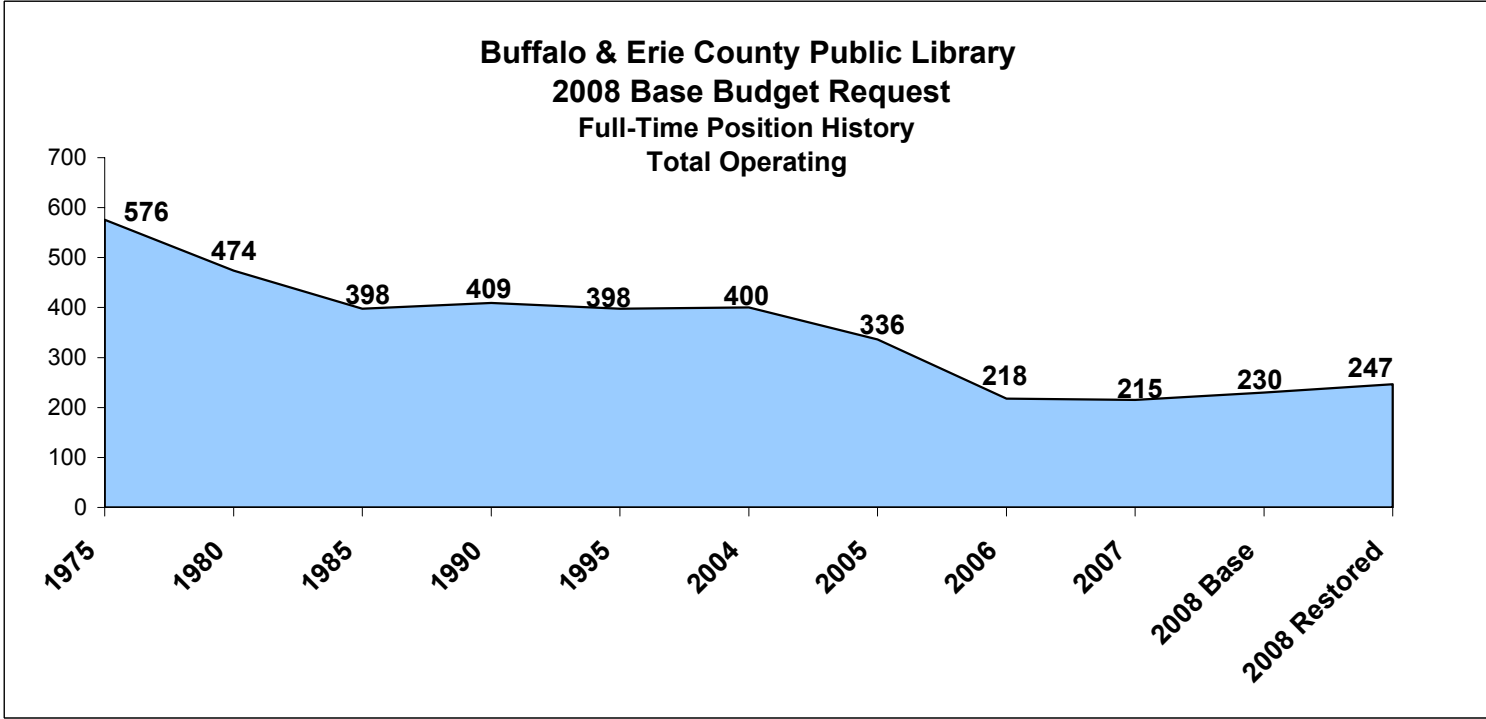


County funding for Library Material included in Erie County's 2005 Adopted Budget was not provided to the Library. As this allocation was within the COUNTY Capital Budget, NOT the Library Fund, the allocation was not covered by the Library Protection Act. This resulted in an additional \$5 million gap in 2005 on top of the \$2.5 million reduction in the Library Tax that was part of the County's Adopted 2005 Budget.

**Change in County Support From 2007 to 2008: 1,600,000 7.2%**

**Change in County Support From 2004 to 2008: (4,925,285) -17.2%**

New York State Aid	1,980,495	2,141,072	2,141,072	2,139,572	2,099,201	2,099,201	2,099,201	2,099,228	2,138,572	2,154,567	2,380,981
Use of Fund Balance	710,763	785,046	419,112	400,000	445,414	550,000	550,000	930,381	550,000	540,050	500,000
Fees, Fines, Other Revenue	854,813	982,708	993,058	985,329	1,047,757	1,546,127	1,635,121	1,369,701	942,724	1,116,795	1,152,402
<b>Total Other Revenue</b>	<b>3,546,071</b>	<b>3,908,826</b>	<b>3,553,242</b>	<b>3,524,901</b>	<b>3,592,372</b>	<b>4,195,328</b>	<b>4,284,322</b>	<b>4,399,310</b>	<b>3,631,296</b>	<b>3,811,412</b>	<b>4,033,383</b>
<b>TOTAL OPERATING &amp; LIBRARY MATERIALS</b>	<b>27,412,531</b>	<b>28,862,779</b>	<b>29,946,697</b>	<b>31,212,397</b>	<b>31,468,569</b>	<b>32,262,809</b>	<b>32,981,440</b>	<b>31,071,143</b>	<b>25,303,129</b>	<b>25,983,245</b>	<b>27,805,216</b>



2007 position counts reflect the 2007 base budget. Positions supported by the County Legislature's \$500,000 restoration to the 2007 budget and by increased NY State aid for library system services of \$226,414 over the adopted budget were added subsequent to 2007 budget adoption and are included in the 2008 base budget totals. 2008 Restored does not include approximately 3.0 Full Time for the two Library Express pilot project outlets as locations are yet to be determined.

## Buffalo and Erie County Public Library

### Full-time Position History

Showing 2008 Budget With Approved Restorations: Change Compared to 2004 and 1975

	1975	2004	2005	2006	2007	Restored 2008	2008 From 2004		2008 Change From 1975	
							Number	Percent	Number	Percent
Buffalo Branches	80.0	52.0	45.0	19.0	18.0	24.0	(28.0)	-54%	(56.0)	-70%
System Services & Central Library	374.0	213.0	174.0	130.0	129.0	144.0	(69.0)	-32%	(230.0)	-61%
Suburban Libraries	122.0	135.0	117.0	69.0	67.5	78.5	(56.5)	-42%	(43.5)	-36%
<b>Total</b>	<b>576.0</b>	<b>400.0</b>	<b>336.0</b>	<b>218.0</b>	<b>214.5</b>	<b>246.5</b>	<b>(153.5)</b>	<b>-38%</b>	<b>(329.5)</b>	<b>-57%</b>

**IMPORTANT NOTE:**

2007 position counts reflect the 2007 base budget. Positions supported by the County Legislature's \$500,000 restoration to the 2007 budget and by increased NY State aid for library system services of \$226,414 over the adopted budget were added subsequent to 2007 budget adoption and are included in the 2008 base budget totals. 2008 Restored does not include approximately 3.0 Full Time for the two Library Express pilot project outlets as locations are yet to be determined.

## 2008 Erie County Capital Budget For Library Projects

As a result of its fiscal crisis, the County has not secured funding for new library projects in more than three years. The list of needed projects has grown while B&ECPL's County project pipeline is essentially dry. The 2008 Erie County Capital Budget begins to address this backlog. While budgeted, work can not commence until the County authorizes issuing the bonds for these projects.

### **Replacing Escalators with Elevators and Related Asbestos Abatement at the Central Library: the Library's Top Priority Project**

The escalators are original (1963) and have never been replaced or upgraded. A study was done resulting in a recommendation to replace the energy inefficient escalators, which run constantly, with a bank of elevators. This project was included in the 2004 Adopted County Capital Budget but cancelled during the 2005-2006 budget crisis.

In addition to being energy inefficient, the 43-year-old, 3 section escalator system (ascending 5 stories) is a potential safety hazard and a recurring maintenance problem. Downtime is increasing and some parts must be custom manufactured. *In September 2007, a motor failed generating large amounts of smoke, forcing the evacuation of the Central library and Buffalo Fire Department response. This past spring, major repairs resulted in one or more sections being down most days for approximately 1 month. In 2006 a stair split at the top of the Ellicott Street to first floor escalator causing a sudden stop with multiple patrons on the escalator. Fortunately, no one was injured in this incident. The project's needed now more than ever.* Delaying funding from 2004 to 2008 has significantly increased the likelihood that the escalators will experience unrecoverable failure prior to replacement. The project includes asbestos abatement of the escalator and adjacent areas. The 2008 project also includes replacing adjacent public restrooms at the 1st and 2nd floors.

**Construction Cost Estimates** 2004 Adopted Capital Budget: **\$1,600,000** (*bonds never issued – project cancelled during fiscal crisis*)  
2008: **\$ 2,230,000** - **Costs will continue to increase above inflation as conditions deteriorate.**



Pictured: Broken flange brackets required custom fabrication to repair/replace.

## 2008 Erie County Capital Budget – (continued)

### **Central Library Fuel Tank, Mechanical Equipment and Exterior Renovations is the Library's Next Priority Project**

Heating for the Central Library is dual fueled, natural gas and fuel oil. This capacity has allowed the library, working with DPW's pooled energy purchasing program, to utilize the lowest cost fuel source at any given time. This project addresses safety and energy issues including replacing the 1963 vintage fuel tank under the Oak Street parking area to maintain alternate fuel for heating and provide a tie-in for the emergency generator, extending its time of operation between fueling from the current capacity of 22 hours on its above ground tank to more than 28 days. The generator in conjunction with an uninterruptible power supply (UPS) battery backup system ensures continued operation of the Library System's data center, allowing the 36 outlying libraries served through the center to continue operations in the event of power failure at the Central Library. It also provides emergency lighting and heat to the Central Library itself providing potential emergency shelter space. The badly deteriorated concrete parking area above/adjointing the tank and deteriorated sidewalk sections around the Central Library would also be replaced.

#### Increase Storage Space

This element would take advantage of the two story height of the Central Library's mobile library vehicle bay by constructing a 22' wide by 198' long mezzanine storage to address a severe storage deficiency by reconfiguring existing space.

#### County funds requested

**\$ 150,000**

#### Other revenue sources

**\$483,896\***

\* Includes \$239,349 in NYS Construction Grant funds awarded in April 2007, **with a deadline for construction completion of 6/30/2009 or funds will be lost.**



## Erie County Capital Budget – Future Years - 2009-2013

### **Central Library Interior Renovations & Asbestos Abatement - County Capital Budget Estimated County Cost 2009-2013 \$4,200,000**

Central Library Renovation and Asbestos abatement is a multi-year multi-phased project. The main entry, popular materials area, Ring of Knowledge display/presentation area and café were completed in 2005. *County funding for future work was approved as part of the 2004 Capital Budget (\$1.2 million) and the 2005 Capital Budget (\$1.14 million) “bonded projects” but the debt was never issued.* Asbestos abatement must be performed eventually – further delay increases overall project cost: construction price inflation and costs resulting from further deterioration in asbestos coated ceilings and beams.

Completing detailed design and preliminary construction documents for the highest priority potential project areas, the Children’s Room, Rare Book Room and the Grovesnor Room would allow maximum flexibility to quickly proceed with projects in areas attracting the most donor interest and/or grant success. Costs for each project area are roughly estimated at approximately \$2.0 million in current dollars, each will be refined as a part of this project. County funds are requested principally to cover the costs of asbestos abatement and basic building restoration for this county owned facility. This commitment will aid the Library in its fundraising efforts to raise the balance of project costs.

#### Impact on general operational budget annually

Future year projects resulting from this work will reduce energy operating costs and costs associated with asbestos monitoring and management (principally on an overtime basis as most activities must be performed while the building is closed).

### **Library Consolidation Project Incentive Funds - County Capital Budget Estimated County Cost 2009-2013 \$7,500,000**

This request stems from a previous County Executive sponsored initiative to consolidate two or more older/smaller libraries into one larger modern facility, providing greater capability to provide library service while controlling annual operating/staffing costs.

The B&ECPL Board of Trustees had previously endorsed a proposed project to replace the Cazenovia and Dudley libraries in South Buffalo with one new library. In late 2004, DPW staff was investigating/evaluating potential sites. Unfortunately, the County’s fiscal crisis put a halt to work on this project as DPW staff involved in the effort retired or were laid-off. Other entities, including the Town of Tonawanda are exploring possible projects.

Some level of funding for future library consolidation projects may be warranted. There remains interest in exploring proposals to assist in funding new library construction to consolidate library operations. However, without a firm indication of funding availability, serious planning efforts will be hindered. The County Capital Budget projection assumes 3 projects at \$2.5 million each.





## **BUFFALO AND ERIE COUNTY PUBLIC LIBRARY**

**2008 Budget**

**Operating and Grants - FORM 4 - Per SAP Structure**

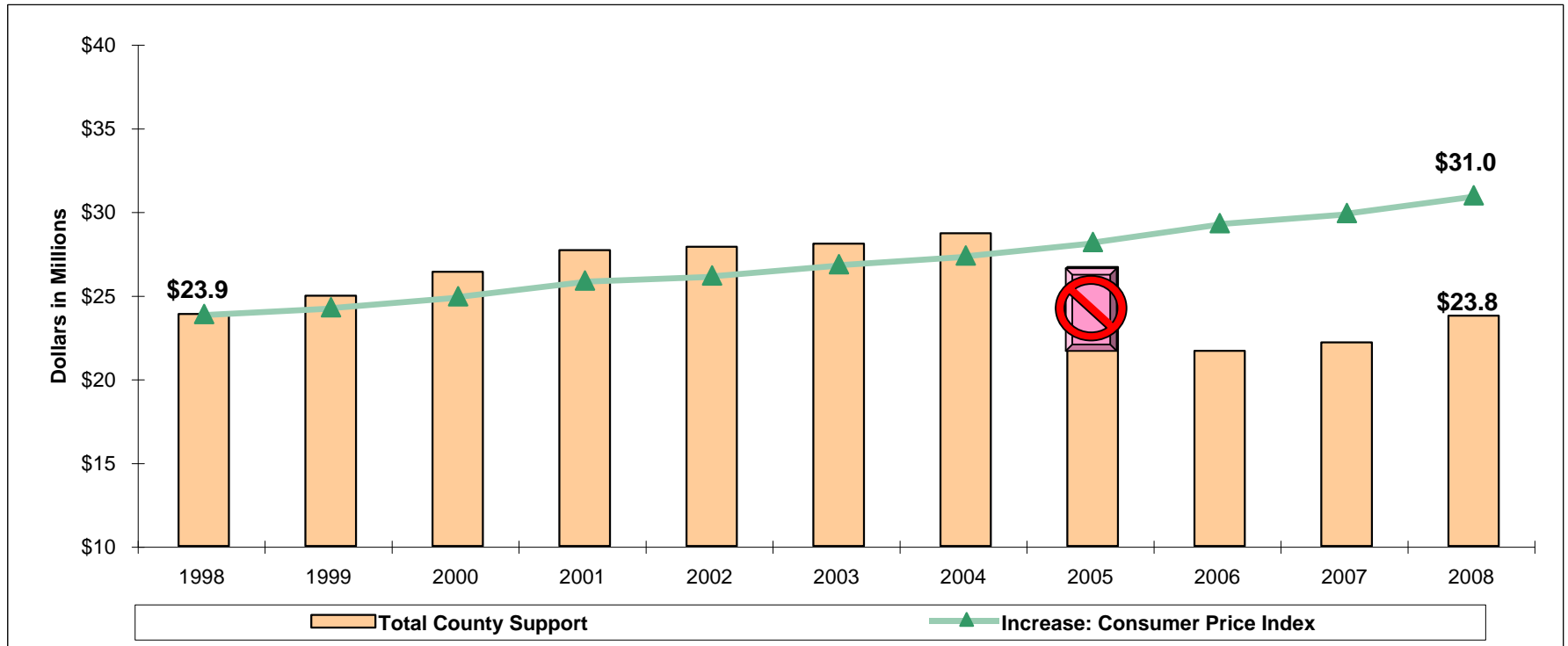
**Pursuant to Library Board of Trustees Resolution 2007 - 55**

**December 20, 2007**

Revenue and expense in the attached "Form-4" schedules are reported per the structure of the County's SAP financial system. In this format, expenses for contracting libraries not participating in the Centralized Human Resources Program are not shown in the various categories of expense. Rather, they are shown net of expenses supported by directly collected revenue, in the contract services account (SAP 516010).

**Important note:** Contract Library allocations shown in SAP account 516010 do not include costs for: library materials, technology support (on-line catalog, circulation system & high speed -T-1- Internet access), active employee and retiree health insurance, dental insurance, unemployment insurance, workers compensation insurance, most operating supplies, materials shipment, as well as natural gas utility and for all but Newstead, Concord, & West Seneca, electric utility expense. These expenses are included in the system budget. Further, contracting libraries directly collect revenue including fine, fee, photocopy and printer recovery charges that, while not reflected in the SAP financial system, do offset costs of operation and reduce the amount required to be transmitted to each contracting library through SAP account 516010.

# B&ECPL OPERATING AND LIBRARY MATERIAL BUDGETS 1998 - 2008



	1998 Adopted	1999 Adopted	2000 Adopted	2001 Adopted	2002 Adopted	2003 Adopted	2004 Adopted	2005 Adopted	2006 Adopted	2007 Adopted	2008 For Adoption
Erie County Capital For Library Material	-	-	-	4,717,516	4,906,217	5,000,000	4,500,000	5,000,000	-	-	-
Interfund Revenue Subsidy	-	-	-	-	-	-	-	-	-	-	1,600,000
Library Property Tax	23,866,460	24,953,953	26,393,455	22,969,980	22,969,980	23,067,481	24,197,118	21,671,833	21,671,833	22,171,833	22,171,833
<b>Total County Support</b>	<b>23,866,460</b>	<b>24,953,953</b>	<b>26,393,455</b>	<b>27,687,496</b>	<b>27,876,197</b>	<b>28,067,481</b>	<b>28,697,118</b>	<b>26,671,833</b>	<b>21,671,833</b>	<b>22,171,833</b>	<b>23,771,833</b>



County funding for Library Material included in Erie County's 2005 Adopted Budget was not provided to the Library. As this allocation was within the COUNTY Capital Budget, NOT the Library Fund, the allocation was not covered by the Library Protection Act. This resulted in an additional \$5 million gap in 2005 on top of the \$2.5 million reduction in the Library Tax that was part of the County's Adopted 2005 Budget.

**Change in County Support From 2007 to 2008: 1,600,000 7.2%**

**Change in County Support From 2004 to 2008: (4,925,285) -17.2%**

New York State Aid	1,980,495	2,141,072	2,141,072	2,139,572	2,099,201	2,099,201	2,099,201	2,099,228	2,138,572	2,154,567	2,380,981
Use of Fund Balance	710,763	785,046	419,112	400,000	445,414	550,000	550,000	930,381	550,000	540,050	500,000
Fees, Fines, Other Revenue	854,813	982,708	993,058	985,329	1,047,757	1,546,127	1,635,121	1,369,701	942,724	1,116,795	1,152,402
<b>Total Other Revenue</b>	<b>3,546,071</b>	<b>3,908,826</b>	<b>3,553,242</b>	<b>3,524,901</b>	<b>3,592,372</b>	<b>4,195,328</b>	<b>4,284,322</b>	<b>4,399,310</b>	<b>3,631,296</b>	<b>3,811,412</b>	<b>4,033,383</b>
<b>TOTAL OPERATING &amp; LIBRARY MATERIALS</b>	<b>27,412,531</b>	<b>28,862,779</b>	<b>29,946,697</b>	<b>31,212,397</b>	<b>31,468,569</b>	<b>32,262,809</b>	<b>32,981,440</b>	<b>31,071,143</b>	<b>25,303,129</b>	<b>25,983,245</b>	<b>27,805,216</b>

**BUFFALO AND ERIE COUNTY PUBLIC LIBRARY  
2008 Operating Budget**

Fund 820 Fund Center 420 Account Name	SAP Account	FY 2005 Actual	FY 2006 Actual	2007	Library	2008 Erie County Budget			Library Board Budget				Notes on Change vs 2007 Adopted	
				Library Brd 12/21/2006 Adpt Bdgt	2008 Budget Request	County Executive Proposed	County Legislature Changes	2008 County Adopted	Adjust County Changes	Allocate Restored Funds	Library Board Budget for Adoption	Change from 2007 Board Adopted		
											Dollars	Percent		
<b>Operating Revenue</b>														
LIBRARY REAL PROPERTY TAX	400020	21,671,833	21,671,833	22,171,833	24,659,246	22,171,833		22,171,833			22,171,833	0	0.0%	Service Restoration Funding provided via Interfund Subsidy.
USE OF (CONTRIBUTION TO) FUND BALANCE	402190			540,050	500,000	500,000		500,000			500,000	(40,050)	-7.4%	
STATE AID-FR LIB INCL INCENT AID	408140	1,848,498	1,937,560	1,854,951	2,081,365	2,081,365		2,081,365			2,081,365	226,414	12.2%	Assumes aid increase provided in NYS 2006-2007 and 2007-2008 Adopted Budgets continues. Recent State revenue trends may place this source at risk.
STATE AID-TO MEMBER LIBRARIES	408150	290,074	299,616	299,616	299,616	299,616		299,616			299,616	0	0.0%	
STATE AID-SPECIAL MEMBER ITEMS	408160	8,000	35,500	0	0	0		0			0	0	n/a	
FEDERAL AID OTHER		0	0	0	0	0		0			0	0	n/a	
LIBRARY CHARGES-FINES (Central & Buffalo Libraries only)	419000	348,286	322,575	318,073	437,000	437,000		437,000			437,000	118,927	37.4%	Includes estimated e-commerce related shift of fine/fee revenue from contract libraries to the system.
REFUNDS FROM CONTRACT LIBRARIES	419010	371,750	384,271	391,722	393,151	393,151		393,151			393,151	1,429	0.4%	Updates to the Library's automation system allowed "about due" reminders via email and will soon provide e-commerce functionality (payment of fines/fees over the Internet 24/7). Both provide good public service. Both reduce revenue directly collected by contracting libraries. This impacts fine revenue returned by CHR libraries to support their labor expense via this account. The reduction is partially offset by the Cheektowaga and Alden Libraries joining the CHR program during 2007.
ILL SHIPPING REIMB - WNYLRC	419020	2,138	2,226	2,100	2,100	2,100		2,100			2,100	0	0.0%	
RENT RL PROP-AUDITORIUM (Central Library)	420510	3,463	5,759	5,000	5,000	5,000		5,000			5,000	0	0.0%	
COMMISSIONS-TEL BOOTH / VEND/FOOD SVC (Central & Buffalo Libraries)	420530	11,438	17,424	21,168	16,968	16,968		16,968			16,968	(4,200)	-19.8%	Central Library employee break area vending contract for minimum payment lowered reflecting reduced business resulting from fewer employees.
OTHER DEPT INCOME-COPIES (Central & Buffalo Libraries)	422000	36,630	32,499	26,889	29,365	29,365		29,365			29,365	2,476	9.2%	
REFUND OF PRIOR YEAR EXPENSES	423000	63,008	202,267	10,000	10,000	10,000		10,000			10,000	0	0.0%	
INTEREST & EARNINGS REGULAR	445030	41,651	65,874	50,000	86,400	86,400		86,400			86,400	36,400	72.8%	Assumes higher interest rate environment vs forecast in 2006
PREMIUM ON OBLIGATIONS	445070	0	0	0	0	0		0			0	0	n/a	
MISCELLANEOUS RECEIPTS (Central & Buffalo Libraries)	466000	513	846	0	0	0		0			0	0	n/a	
NSF CHECK FEES (Central & Buffalo Libraries)	466010	127	15	15	15	15		15			15	0	0.0%	

**BUFFALO AND ERIE COUNTY PUBLIC LIBRARY  
2008 Operating Budget**

Fund 820 Fund Center 420 Account Name	SAP Account	FY 2005 Actual	FY 2006 Actual	2007	Library	2008 Erie County Budget			Library Board Budget				Notes on Change vs 2007 Adopted	
				Library Brd 12/21/2006 Adpt Bdgt	2008 Budget Request	County Executive Proposed	County Legislature Changes	2008 County Adopted	Adjust County Changes	Allocate Restored Funds	Library Board Budget for Adoption	Change from 2007 Board Adopted		
											Dollars	Percent		
<b>Operating Revenue (Cont.)</b>														
MINOR SALE OTHER (Central & Buffalo Libraries)	466020	28,533	22,806	23,000	37,000	37,000		37,000			37,000	14,000	60.9%	Includes higher Encore reimbursement and sale of "jump drives" for public convenience.
MINOR SALE BOOK BAGS (Central & Buffalo Libraries)	466030	1,208	785	1,000	1,000	1,000		1,000			1,000	0	0.0%	
MINOR SALE PRINTING (Central & Buffalo Libraries)	466040	18,764	16,868	16,349	24,242	24,242		24,242			24,242	7,893	48.3%	Reflects increased computer usage
REFUND CONTRACT LIB. RETIREMENT	466170	315,623	194,716	251,479	107,800	107,800		107,800		2,361	110,161	(141,318)	-56.2%	Reflects lower overall retirement cost and the shift of the Cheektowaga and Alden Libraries to CHR in 2007
MISC. DEPARTMENTAL INCOME	467000	15,416	3,917	0	0	0		0			0	0	n/a	
GEN OBLIGATION BOND PROCEEDS	475000	0	0	0	0	0		0			0	0	n/a	
INTERFUND- REV NON-SUBSIDY	450000	0	0	0	0	0		0			0	0	n/a	
INTERFUND- REV SUBSIDY (County Aid)	486000	0	0	0	0	0	1,600,000	1,600,000			1,600,000	1,600,000	n/a	County Adopted Budget Service Restoration Funding
ACC INV INT REV GEN	499100	21	(21)	0	0	0		0			0	0	n/a	
INTERFUND-HOLDING CENTER				0	0	0		0			0	0	n/a	
INTERFUND-CORRECTIONAL FACILITY				0	0	0		0			0	0	n/a	
INTERFUND-COURT STORAGE				0	0	0		0			0	0	n/a	
<b>SUBTOTAL OPERATING REVENUE</b>		<b>25,076,972</b>	<b>25,217,335</b>	<b>25,983,245</b>	<b>28,690,268</b>	<b>26,202,855</b>	<b>1,600,000</b>	<b>27,802,855</b>	<b>0</b>	<b>2,361</b>	<b>27,805,216</b>	<b>1,821,971</b>	<b>7.0%</b>	

BUFFALO AND ERIE COUNTY PUBLIC LIBRARY

2008 Operating Budget

Fund 820 Fund Center 420 Account Name	SAP Account	2007		Library	2008 Erie County Budget			Library Board Budget					Notes on Change vs 2007 Adopted	
		FY 2005 Actual	FY 2006 Actual	Library Brd 12/21/2006 Adpt Bdgt	2008 Budget Request	County Executive Proposed	County Legislature Changes	2008 County Adopted	Adjust County Changes	Allocate Restored Funds	Library Board Budget for Adoption	Change from 2007 Board Adopted		
		Dollars	Percent											
<b>Appropriations</b>														
PERSONAL SERVICES (2003 all, 2004 and later FULL-TIME)	500000	9,751,098	7,338,092	7,807,778	8,755,407	8,701,077	8,701,077	54,330	491,827	9,247,234	1,439,456	18.4%	Assumes no wage rate changes as no bargaining unit contracts are in place for 2008. \$618,091 of the combined increase for salaries and wage accounts reflect expense transferred from SAP Contract Account 516010 for the Alden and Cheektowaga Libraries that joined CHR in 2007 and is NOT an increase in overall Library cost. See Contract account descriptions below. Also reflects \$147,452 in state aid support for library system services and the transfer of \$75,000 from the professional services line to the salaries line with the hiring of a Development Officer. The balance principally reflects funded restorations and step adjustments.	
PART-TIME WAGES	500010	1,858,268	1,868,397	2,223,038	2,587,757	2,595,212	2,595,212	(7,455)	404,749	2,992,506	769,468	34.6%		
REGULAR PART-TIME WAGES	500020	309,050	814,757	896,004	508,316	508,316	508,316		(74,085)	434,231	(461,773)	-51.5%		
SEASONAL EMPLOYEE WAGES	500030	104,363	81,433	62,514	67,194	67,194	67,194			67,194	4,680	7.5%		
SHIFT DIFFERENTIAL	500300	15,534	15,895	15,500	16,500	16,500	16,500			16,500	1,000	6.5%		
HOLIDAY WORKED	500330	21,131	15,672	24,000	18,000	18,000	18,000			18,000	(6,000)	-25.0%		
OTHER EMPLOYEE PAYMENTS	500350	(1,647)	56,585	20,000	20,000	20,000	20,000			20,000	0	0.0%		
OVERTIME	501000	115,691	110,691	118,250	120,000	120,000	120,000			120,000	1,750	1.5%		
FRINGE BENEFITS: Include employer costs for Retirement, Medical & Dental Insurance, Retiree Health Insurance, Unemployment Ins. and Workers Compensation Expense for all libraries (including suburban contracting libraries) and FICA (Social Security/Medicare for employees of the Central Library, System Support, Buffalo Branch, and contracting libraries participating in the Centralized Human Resources Program)	502000	5,970,712	5,110,955	5,230,406	5,281,424	5,335,560	5,335,560	(46,875)	325,578	5,614,263	383,857	7.3%	See Fringe Benefit Detail below.	
REDUCTIONS FRM PRSNL SVS ACCT	504990	0	0	0	0	0	0			0	0	n/a		
CONTRACTUAL SALARY RESERVES	504992	0	0	245,266	318,520	318,520	318,520			318,520	73,254	n/a		
<b>SERVICE RESTORATION REQUEST (See Service Restoration Request Handout)</b>	<b>504999</b>			0	2,487,413	0	1,600,000	1,600,000	(1,252,733)	347,267	347,267	n/a		
OFFICE SUPPLIES	505000	48,039	52,134	85,375	107,550	107,550	107,550			107,550	22,175	26.0%	\$5,200 of the increase is for the purchase of merchandise for resale (e.g. USB jump drives). Also reflects increased patron computer use on toner and paper supplies.	
CLOTHING SUPPLIES	505200	65	2,442	3,100	3,350	3,350	3,350			3,350	250	8.1%	Security personnel at city branches are now uniformed.	
AUTO SUPPLIES	505600	4,342	8,803	5,630	6,600	6,600	6,600			6,600	970	17.2%	Price increases	
MEDICAL SUPPLIES	505800	579	0	2,250	2,300	2,300	2,300			2,300	50	2.2%		
REPAIRS & MAINTENANCE	506200	75,385	66,640	128,050	128,250	128,250	128,250			128,250	200	0.2%		
MAINTENANCE SUPPLIES		0	0	0	0	0	0			0	0	n/a		
HIGHWAY SUPPLIES	506400	3,268	2,284	3,500	3,500	3,500	3,500			3,500	0	0.0%		

**BUFFALO AND ERIE COUNTY PUBLIC LIBRARY  
2008 Operating Budget**

Fund 820 Fund Center 420 Account Name	SAP Account	FY 2005 Actual	FY 2006 Actual	2007	Library	2008 Erie County Budget			Library Board Budget					
				Library Brd 12/21/2006 Adpt Bdgt	2008 Budget Request	County Executive Proposed	County Legislature Changes	2008 County Adopted	Adjust County Changes	Allocate Restored Funds	Library Board Budget for Adoption	Change from 2007 Board Adopted		
											Dollars	Percent		
LOCAL MILEAGE REIMBURSEMENT	510000	3,890	4,972	6,600	6,600	6,600		6,600			6,600	0	0.0%	
OUT OF AREA TRAVEL	510100	8,862	13,422	34,525	34,525	34,525		34,525			34,525	0	0.0%	
<b>Appropriations (Cont.)</b>														
TRAINING & EDUCATION	510200	15,681	17,459	25,250	34,450	34,450		34,450			34,450	9,200	36.4%	\$5,000 of the increase is for the once every three year payment of dues to the Association of Contracting Library Trustees covering all system Trustees. Payment for a three year period yields a 20% discount. Last paid in 2005. The balance reflects costs increases for Urban Library Council membership and Staff Development Day.
UTILITY CHARGES (Water/Sewer/Cell phone/Data Lines and Internet Access which moved to this acct in SAP) See Enterprise Utility for Electric, NGas & Fuel Oil	515000	133,682	125,223	120,751	140,045	140,045		140,045			140,045	19,294	16.0%	E-rate reimbursement rate for July 1 2007 to June 30 2008 decreased by 1%. Further, the winning bid for system data lines came in 21% higher than the previous contract which kept the rate flat for 6 years. Also assumes an average 1% sewer charge for City libraries.
CONTRACT LIBRARY PAYMENTS											0			
AMHERST PUBLIC 2	516010	1,159,243	1,117,186	1,152,337	1,194,215	1,194,215		1,194,215	15,747		1,209,962	57,625	5.0%	Increase includes funded service restoration
ANGOLA PUBLIC 2	516010	50,534	44,512	57,414	56,880	56,880		56,880	5,091		61,971	4,557	7.9%	Increase includes funded service restoration
AURORA TOWN PUBLIC 1,2	516010	8,000	0	0	0	0		0			0	0	n/a	Joined CHR in 2001
BOSTON FREE 2	516010	58,041	46,467	61,389	64,183	64,183		64,183			64,183	2,794	4.6%	
CHEEKTOWAGA PUBLIC 2	516010	820,884	603,911	609,881	0	0		0			0	(609,881)	-100.0%	Joined CHR in 2007
CLARENCE PUBLIC 2	516010	281,874	61,149	0	0	0		0			0	0	n/a	Joined CHR in 2006
COLLINS PUBLIC 1,2	516010	0	10,500	0	0	0		0			0	0	n/a	Joined CHR in 2002
CONCORD PUBLIC 2	516010	86,858	89,934	95,223	100,975	100,975		100,975	13,715		114,690	19,467	20.4%	Increase includes funded service restoration
EDEN PUBLIC 2	516010	63,006	13,621	0	0	357		357	(357)		0	0	n/a	Joined CHR in 2006
ELMA PUBLIC 2	516010	200,347	28,520	0	0	0		0			0	0	n/a	Joined CHR in 2006
EWELL FREE-ALDEN 2	516010	50,360	47,816	61,191	0	0		0			0	(61,191)	-100.0%	Joined CHR in 2007
GRAND ISLAND MEMORIAL 1,2	516010	0	0	0	0	0		0			0	0	n/a	Joined CHR in 2003
HAMBURG PUBLIC 2	516010	508,725	136,570	0	0	0		0			0	0	n/a	Joined CHR in 2006
LACKAWANNA PUBLIC 2	516010	205,796	188,145	201,605	200,151	200,151		200,151	20,428		220,579	18,974	9.4%	Increase includes funded service restoration
LANCASTER PUBLIC 1,2	516010	0	0	0	0	0		0			0	0	n/a	Joined CHR in 2001
MARILLA FREE 1,2	516010	0	11,770	322	1,556	1,556		1,556			1,556	1,234	383.2%	Joined CHR in 2002; small allocation is for other operating expense not covered by directly collected fine/fee revenue.

**Notes on Change vs 2007 Adopted**

**BUFFALO AND ERIE COUNTY PUBLIC LIBRARY  
2008 Operating Budget**

Fund 820 Fund Center 420 Account Name	SAP Account	FY 2005 Actual	FY 2006 Actual	2007		Library	2008 Erie County Budget			Library Board Budget				Notes on Change vs 2007 Adopted
				Library Brd 12/21/2006 Adpt Bdgt	2008 Budget Request	County Executive Proposed	County Legislature Changes	2008 County Adopted	Adjust County Changes	Allocate Restored Funds	Library Board Budget for Adoption	Change from 2007 Board Adopted		
												Dollars	Percent	
<b>Appropriations (Cont.)</b>														
NEWSTEAD PUBLIC - AKRON <sup>1,2</sup>	516010	10,000	1	0	357	0	0	0	357		357	357	n/a	Joined CHR in 2003
NORTH COLLINS PUBLIC <sup>2</sup>	516010	44,855	7,442	0	0	0	0	0			0	0	n/a	Joined CHR in 2006
ORCHARD PARK PUBLIC <sup>1,2</sup>	516010	257,104	0	0	0	0	0	0			0	0	n/a	Joined CHR in 2005
TONAWANDA PUBLIC CITY <sup>1,2</sup>	516010	10,000	356	0	0	0	0	0			0	0	n/a	Joined CHR in 2001
TONAWANDA TOWN PUBLIC <sup>1,2</sup>	516010	20,000	1,336	0	0	0	0	0			0	0	n/a	Joined CHR in 2004
WEST SENECA PUBLIC <sup>2</sup>	516010	292,023	169,080	0	0	0	0	0			0	0	n/a	Joined CHR in 2006
<b>Important Notes Concerning Contract Library Payments:</b>				<p><b>1)</b> The Aurora, Lancaster and City of Tonawanda Libraries have participated in Centralized Human Resources (CHR) Program since mid-2001; the Collins and Marilla Libraries since mid-2002; the Newstead and Grand Island Libraries joined during 2003; the Town of Tonawanda Library joined during 2004; the Orchard Park Library joined in Fall 2005; the Eden, Elma and North Collins Libraries joined in March 2006; the Clarence Library joined in April 2006; the Hamburg Library joined in August 2006; the West Seneca Library joined in September 2006; and the Alden and Cheektowaga Libraries joined in early 2007. These expenses are budgeted in the system personnel accounts rather than in the contract line. Under CHR the B&amp;ECPL and Erie County provide payroll and benefit administration services, which are paid directly out of the system budget using the County's SAP financial system. Contracting libraries not participating in CHR, maintain their own salary/wage budgets supported by directly collected revenue and the contract allocation shown in SAP account 516010.</p> <p><b>2)</b> Contract Library allocations shown in SAP account 516010 <b>do not include</b> costs for: library materials, technology support (on-line catalog, circulation system &amp; high speed -T-1- Internet access), active employee and retiree health insurance, dental insurance, unemployment insurance, workers compensation insurance, most operating supplies, materials shipment, as well as natural gas utility and for all but Newstead, Concord, &amp; West Seneca, electric utility expense. These expenses are included in the system budget. Further, contracting libraries directly collect revenue including fine, fee, photocopy and printer recovery charges that, while not reflected in the SAP financial system, do offset costs of operation and reduce the amount required to be transmitted to each contracting library through SAP account 516010.</p>										
PROF SERV CONTRACT & FEES	516020	582,173	712,561	779,787	704,118	704,118		704,118			704,118	(75,669)	-9.7%	Decrease results from shift of Development Officer from contract to a salaried position.
DUES & FEES		0	0	0	0	0		0			0	0	n/a	
MAINTENANCE CONTRACTS	516030	96,717	102,895	134,455	169,992	169,992		169,992			169,992	35,537	26.4%	Increase is principally for technical equipment: new mail-server, existing UPS off warranty maintenance, SIRSI sun server off warranty maintenance and elevator/escalator maintenance.
OTHER EXPENSES	530000	61,047	56,518	118,488	154,106	154,106		154,106			154,106	35,618	30.1%	Increase is principally due to: increased volume of library material anti-theft devices, purchasing additional key tag library cards and restocking regular library cards (last purchased in 2005).
RENTAL CHARGES	545000	36,836	1,634	1,879	1,879	1,879		1,879			1,879	0	0.0%	



**BUFFALO AND ERIE COUNTY PUBLIC LIBRARY  
2008 Operating Budget**

Fund 820 Fund Center 420 Account Name	SAP Account	FY 2005 Actual	FY 2006 Actual	2007	Library	2008 Erie County Budget			Library Board Budget					
				Library Brd 12/21/2006 Adpt Bdgt	2008 Budget Request	County Executive Proposed	County Legislature Changes	2008 County Adopted	Adjust County Changes	Allocate Restored Funds	Library Board Budget for Adoption	Change from 2007 Board Adopted		
											Dollars	Percent		
											0			
INSURANCE PREMIUMS	555050	26	0	45,000	45,000	45,000		45,000			45,000	0	0.0%	
LOCAL SHARE GRANT MATCH	559000				0	0		0			0			
BUILDING IMPROVEMENTS	561250	0	0	0	0	0		0			0	0	n/a	
LAB & TECH EQUIP (includes software updates)	561410	165,857	7,292	141,563	125,692	125,692		125,692			125,692	(15,871)	-11.2%	Decrease reflects 2007 software update expense that will not occur in 2008.
FURNITURE, FIXTURES & OFFICE EQUIPMENT	561420	0	0	0	20,000	20,000		20,000			20,000	20,000	n/a	Funding to replace 4 to 5 public service color copiers which are approximately 7 years old.
BUILDINGS & GROUNDS EQUIPMENT	561430	0	0	0	0	0		0			0	0	n/a	
MOTOR VEHICLE EQUIPMENT	561440	0	0	0	0	0		0			0	0	n/a	
LIBRARY BOOKS & MEDIA (operating fund expense only) <b>Note:</b> From 2001 through 2004 the County provided most funding for library material through the county capital budget. No new capital funding was provided after 2004. Library material purchases in 2004 included \$4,030,470 capital fund funding and the remaining balance of \$1,234,902 supported library material purchases in 2005. In 2006 and beyond this expenditure has been fully transferred back to this operating account, without a corresponding increase in operating revenue support. This was a major factor forcing the library downsizing in 2005.	561450	656,705	2,609,049	3,925,000	3,759,182	3,759,182		3,759,182			3,759,182	(165,818)	-4.2%	Modest decrease necessary to maintain a balanced budget. This amount would still exceed 14% of the base operating budget (prior to any restorations).
INTERFUND-ROAD/TRANS-SUBS	570000	0	0	0	0	0		0			0	0	n/a	
INTERFUND-DEBT SERVICE	570040	235,492	229,268	223,042	223,042	215,781		215,781			215,781	(7,261)	-3.3%	
INTERFUND-UTILITY ENTERPRISE FUND for Electric, NGas & Fuel Oil (Most Contract Libraries are included in the Electric and Ngas Pools)	575000	1,326,423	1,141,761	1,398,113	1,304,717	1,304,717		1,304,717	0	52,044	1,356,761	(41,352)	-3.0%	See Interfund Utilities Detail below.
INTERFUND-LIBRARY GRANTS		0	0	0	0	0		0			0	0	n/a	
INTERDEPT-LIBRARY SERVICES (To Corrections Center, Holding Facility and Buildings & Grounds (Court Storage)	942000	(290,209)	(298,940)	(297,194)	(299,441)	(299,441)		(299,441)			(299,441)	(2,247)	0.8%	
INTERDEPT-DISS	980000	195,227	196,752	215,963	215,963	215,963		215,963			215,963	0	0.0%	
<b>TOTAL OPERATING EXPENDITURES</b>		<b>25,631,936</b>	<b>23,042,963</b>	<b>25,983,245</b>	<b>28,690,268</b>	<b>26,202,855</b>	<b>1,600,000</b>	<b>27,802,855</b>	<b>0</b>	<b>2,361</b>	<b>27,805,216</b>	<b>1,821,971</b>	<b>7.0%</b>	

**Notes on Change vs 2007 Adopted**



**BUFFALO AND ERIE COUNTY PUBLIC LIBRARY  
2008 Operating Budget**

Fund 820 Fund Center 420 Account Name	SAP Account	FY 2005 Actual	FY 2006 Actual	2007	Library	2008 Erie County Budget			Library Board Budget				Notes on Change vs 2007 Adopted	
				Library Brd 12/21/2006 Adpt Bdgt	2008 Budget Request	County Executive Proposed	County Legislature Changes	2008 County Adopted	Adjust County Changes	Allocate Restored Funds	Library Board Budget for Adoption	Change from 2007 Board Adopted		
											Dollars	Percent		
<b>Fringe Benefit Detail</b>														
Fringe Benefits	502000	8,915	0	0	0	0	0	0			0	0		
Employer FICA - REGULAR	502010	755,104	633,955	709,018	746,573	746,573	746,573		50,999	797,572	88,554	12.5%	Principally service restoration	
Employer FICA - MEDICARE	502020	176,900	148,403	165,949	174,602	174,602	174,602		11,927	186,529	20,580	12.4%	Principally service restoration	
Employee Health Insurance	502030	1,965,688	1,596,623	1,881,108	2,099,815	2,099,815	2,099,815		132,352	2,232,167	351,059	18.7%	Service restoration and anticipated rate increase	
Dental Plan	502040	148,301	107,368	121,518	126,449	126,449	126,449		8,910	135,359	13,841	11.4%	Service restoration and anticipated rate increase	
Workers Compensation	502050	123,857	109,320	120,169	126,978	126,978	126,978		8,780	135,758	15,589	13.0%	Based upon county percentage estimate & service restoration	
Unemployment Insurance	502060	281,326	261,235	28,610	10,775	10,775	10,775		2,092	12,867	(15,743)	-55.0%	Return to normal levels & service restoration	
Hospital & Medical - Retirees	502070	837,541	738,558	920,373	931,375	931,375	931,375		44,231	975,606	55,233	6.0%	Actual county 2007 experience moderating - do not expect this trend to continue beyond 2008; and service restoration.	
Health Insurance Waiver (Incl: 11	502080	35,617	31,500	32,400	33,204	33,204	33,204			33,204	804	2.5%		
Health Insurance Waiver - Single	502090	0	0	0	0	0	0			0	0	n/a		
Retirement	502100	1,637,463	1,483,994	1,249,261	1,029,653	1,083,789	1,083,789	(46,875)	66,287	1,103,201	(146,060)	-11.7%	Reflects anticipated rate; Tier 1/2 base reduction; and service restoration.	
Flex Benefit Spending	502110	0	0	2,000	2,000	2,000	2,000			2,000	0	0.0%		
<b>Total Fringe Benefit Detail:</b>		<b>5,970,712</b>	<b>5,110,955</b>	<b>5,230,406</b>	<b>5,281,424</b>	<b>5,335,560</b>	<b>0</b>	<b>5,335,560</b>	<b>(46,875)</b>	<b>325,578</b>	<b>5,614,263</b>	<b>383,857</b>	<b>7.3%</b>	
<b>Interfund Utilities Detail</b>														
Fuel Oil		0	0	35,000	0	0	0			0	(35,000)	-100.0%	Utilities reflect the assumptions below & the impact of service restoration funded additional open hours. Fuel oil purchases suspended in anticipation of tank replacement project in 2008.	
Natural Gas		362,551	255,494	348,006	306,254	306,254	306,254		11,544	317,798	(30,208)	-8.7%	Based upon rolling 12 month projections of usage from utility accounts data, adjusted for changes in 2007 open hours, compared and aligned with estimates supplied by the county's pool purchaser, Fluent energy applied to normalized weather.	
Electricity		963,872	886,267	1,015,107	998,463	998,463	998,463		40,500	1,038,963	23,856	2.4%	Natural gas prices, which influence both heating and electric rates, were less volatile in 2007.	
<b>Total Interfund Utilities Detail:</b>		<b>1,326,423</b>	<b>1,141,761</b>	<b>1,398,113</b>	<b>1,304,717</b>	<b>1,304,717</b>	<b>0</b>	<b>1,304,717</b>	<b>0</b>	<b>52,044</b>	<b>1,356,761</b>	<b>(41,352)</b>	<b>-3.0%</b>	

# BUFFALO AND ERIE COUNTY PUBLIC LIBRARY

## 2008 Grants Budget

Grant Name	2006 Board Adopted Budget	2007 Board Adopted Budget	2008 Budget
<b>Central Library Development Aid</b>			
NEW YORK STATE AID	304,085	309,947	309,947
Total Revenue:	<b>304,085</b>	<b>309,947</b>	<b>309,947</b>
FULL-TIME SALARIES	171,819	128,552	166,890
PART-TIME WAGES	62,366	86,073	46,006
SEASONAL WAGES	0	15,340	0
FRINGE BENEFITS	69,900	79,982	97,051
Total Expense:	<b>304,085</b>	<b>309,947</b>	<b>309,947</b>
<b>Central Library Book Aid</b>			
NEW YORK STATE AID	71,500	71,500	71,500
Total Revenue:	<b>71,500</b>	<b>71,500</b>	<b>71,500</b>
LIBRARY BOOKS & MEDIA	71,500	71,500	71,500
Total Expense:	<b>71,500</b>	<b>71,500</b>	<b>71,500</b>
<b>Continuity of Service</b>			
NEW YORK STATE AID	50,000	50,000	50,000
Total Revenue:	<b>50,000</b>	<b>50,000</b>	<b>50,000</b>
PART-TIME WAGES	43,075	31,096	35,000
SEASONAL WAGES	0	0	4,882
FRINGE BENEFITS	6,925	18,904	10,118
Total Expense:	<b>50,000</b>	<b>50,000</b>	<b>50,000</b>
<b>Coordinated Outreach</b>			
NEW YORK STATE AID	166,535	168,916	168,916
Total Revenue:	<b>166,535</b>	<b>168,916</b>	<b>168,916</b>
FULL-TIME SALARIES	124,126	116,253	115,854
PART-TIME WAGES	0	4,652	0
FRINGE BENEFITS	42,409	48,011	53,062
Total Expense:	<b>166,535</b>	<b>168,916</b>	<b>168,916</b>

**BUFFALO AND ERIE COUNTY PUBLIC LIBRARY**  
**2008 Grants Budget**

Grant Name	2006 Board Adopted Budget	2007 Board Adopted Budget	2008 Budget
<b>Library Automation Aid</b>			
NEW YORK STATE AID	76,500	76,500	76,500
Total Revenue:	<b>76,500</b>	<b>76,500</b>	<b>76,500</b>
FULL-TIME SALARIES	44,127	29,199	29,424
PART-TIME WAGES		30,789	30,628
REGULAR PT WAGES	27,347	0	
FRINGE BENEFITS	5,026	16,512	16,448
Total Expense:	<b>76,500</b>	<b>76,500</b>	<b>76,500</b>
<b>State Correctional Facilities</b>			
NEW YORK STATE AID	39,942	36,621	36,390
Total Revenue:	<b>39,942</b>	<b>36,621</b>	<b>36,390</b>
PERSONAL SERVICES			
PART-TIME WAGES	18,491	13,268	17,409
FRINGE BENEFITS	2,396	3,386	4,425
TRAINING AND EDUCATION	1,200	0	
PROF SERVICES & FEES	0	1,200	1,200
LIBRARY BOOKS & MEDIA	17,855	18,767	13,356
Total Expense:	<b>39,942</b>	<b>36,621</b>	<b>36,390</b>
<b>County Correctional Facilities</b>			
NEW YORK STATE AID	8,511	8,511	7,741
Total Revenue:	<b>8,511</b>	<b>8,511</b>	<b>7,741</b>
PERSONAL SERVICES			
PART-TIME WAGES	4,719	5,198	5,198
FRINGE BENEFITS	617	1,329	1,320
OFFICE SUPPLIES	321	321	300
OHER EXPENSES	1,214	0	
LIBRARY BOOKS & MEDIA	1,640	1,663	923
Total Expense:	<b>8,511</b>	<b>8,511</b>	<b>7,741</b>
<b>TOTAL LIBRARY GRANTS</b>			
NEW YORK STATE AID	717,073	721,995	720,994
Grand Total Grants:	<b>717,073</b>	<b>721,995</b>	<b>720,994</b>