



2014 Proposed Budget in Brief
Operating, Grants and County Capital Funding

Funding Per Erie County Executive's Proposed 2014 Budget

Released October 15, 2013

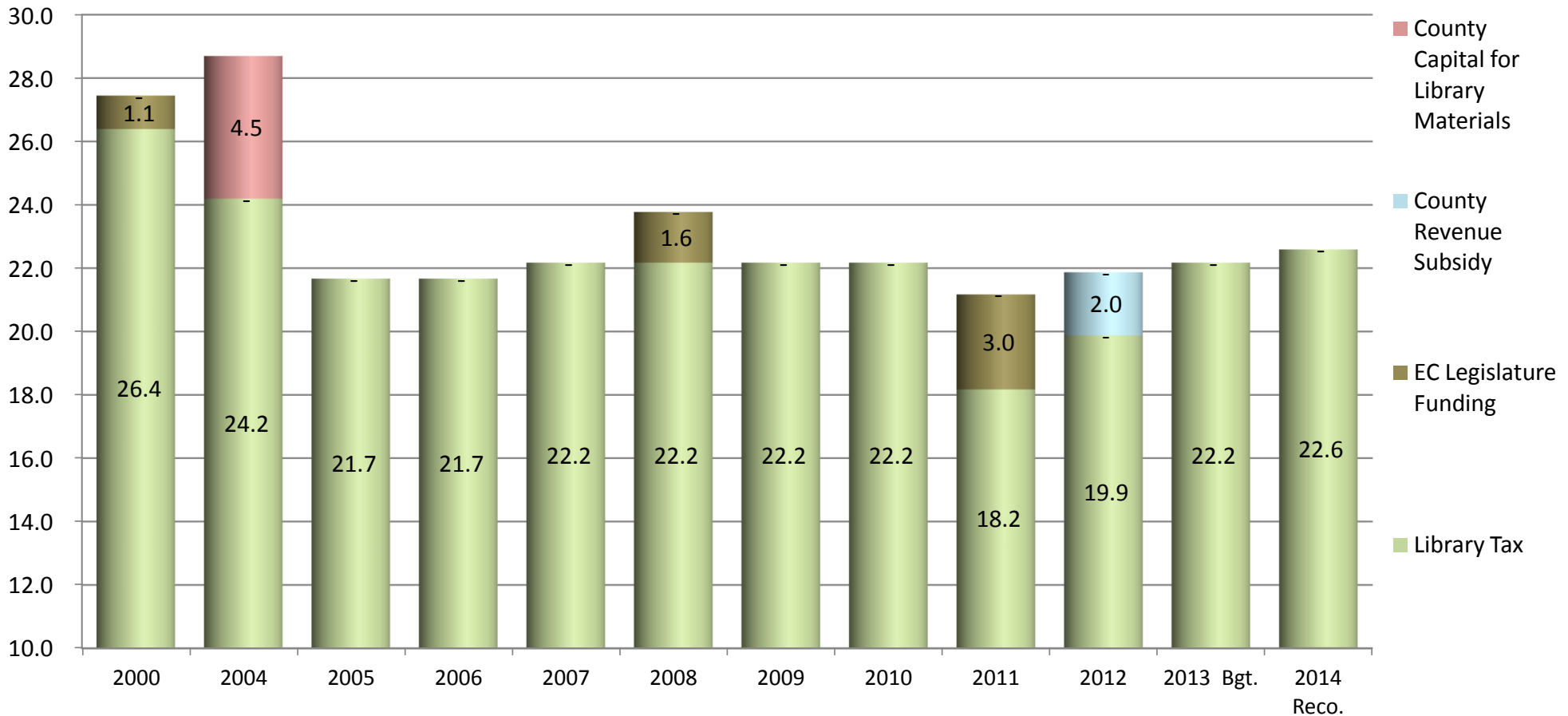
Buffalo & Erie County Public Library 2014 Operating and Grant Budgets Summary by Funding Source

Funding Description	2013	2014 BUDGET		Difference		
	Adopted Budget 12/20/2012	B&ECPL Budget Request	Erie County Exec. Reco. Budget	From Library Request	From 2013 Library Adopted Budget	
Library Tax (Total determined and levied by Erie County)	\$22,172,457	\$22,172,457	\$22,588,324	\$415,867	\$415,867	1.9%
New York State Aid – Operating Budget	\$1,903,222	\$1,996,492	\$1,996,492	\$0	\$93,270	4.9%
Use of Fund Balance	\$710,639	\$852,555	\$852,555	\$0	\$141,916	20.0%
Library Fines, Fees and Other Revenue	\$911,727	\$967,178	\$967,178	\$0	\$55,451	6.1%
Total Library Operating Budget	\$25,698,045	\$25,988,682	\$26,404,549	\$415,867	\$706,504	2.7%
Library Grants	\$584,761	\$613,444	\$613,444	\$0	\$28,683	4.9%
Total Operating and Grants Budget	\$26,282,806	\$26,602,126	\$27,017,993	\$415,867	\$735,187	2.8%

Buffalo & Erie County Public Library 2014 Erie County Capital Budget For Library

Project Description	2014 BUDGET
	Erie County Exec. Reco. Budget
Library Bookmobile - Purchase, configure and stock a library bookmobile outreach vehicle	\$250,000
Library Shipping and Maintenance Vehicle Replacement	\$90,000
Total Erie County Capital for Library	\$340,000

COUNTY SUPPORT B&ECPL OPERATING AND LIBRARY MATERIALS



Just in this decade, the Library has faced three major budget cuts :

2005

\$7 Million

-24%

Service reductions and layoffs, 15 libraries and 4 mobile units closed.

2009

\$1.6 Million

-7%

Used fund balance; RFID technology; staffing reductions via attrition to postpone service reductions.

2011

\$1 Million

-5%

Open hours and programs/services reduced; layoffs.

Notes: Dollars in millions; \$3.0 million County Legislature funding for 2011 provided in December 2010; Consumer Prices will have increased approximately 39% since 2000.

Buffalo & Erie County Public Library
 Funding Stress Caused by Previous Years' Revenue Cuts and Contractually Obligated Cost Increases

Funding Picture Stabilized After 2011

	Change Since 2011
County and State Revenues UP	\$1.6 Million
Contractually Obligated Expenses UP	\$1.3 Million
FUNDING GAP REDUCED BY	\$0.3 Million

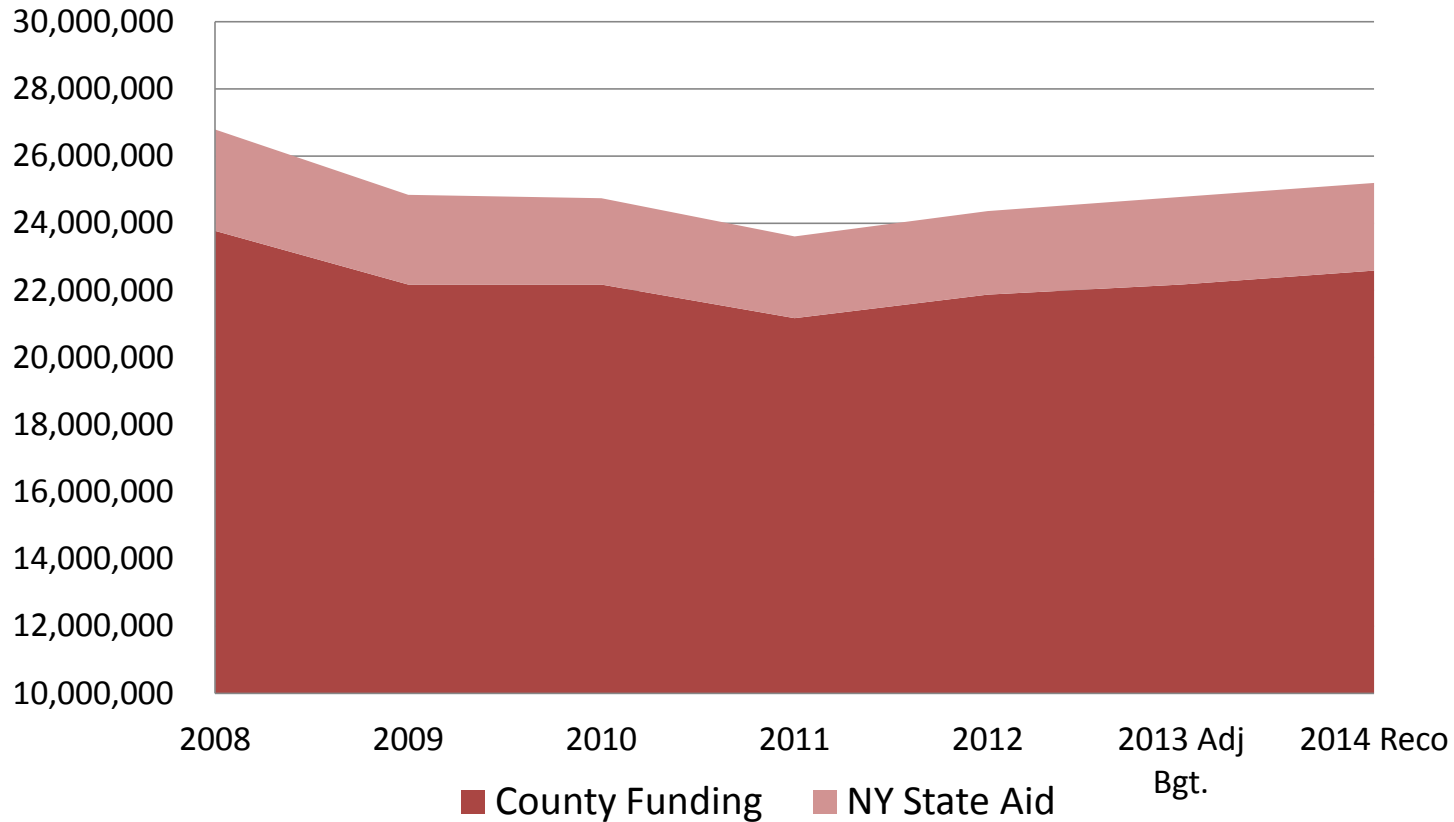
Funding Stress Remains From Prior Years

	Change Since 2008
County and State Revenues DOWN	\$1.6 Million
Contractually Obligated Expenses UP	\$1.6 Million
FUNDING GAP	\$3.2 Million

Buffalo & Erie County Public Library

Funding Stress Caused by Previous Years' Revenue Cuts and Contractually Obligated Cost Increases

County and State Revenue Down \$1.6 Million Since 2008



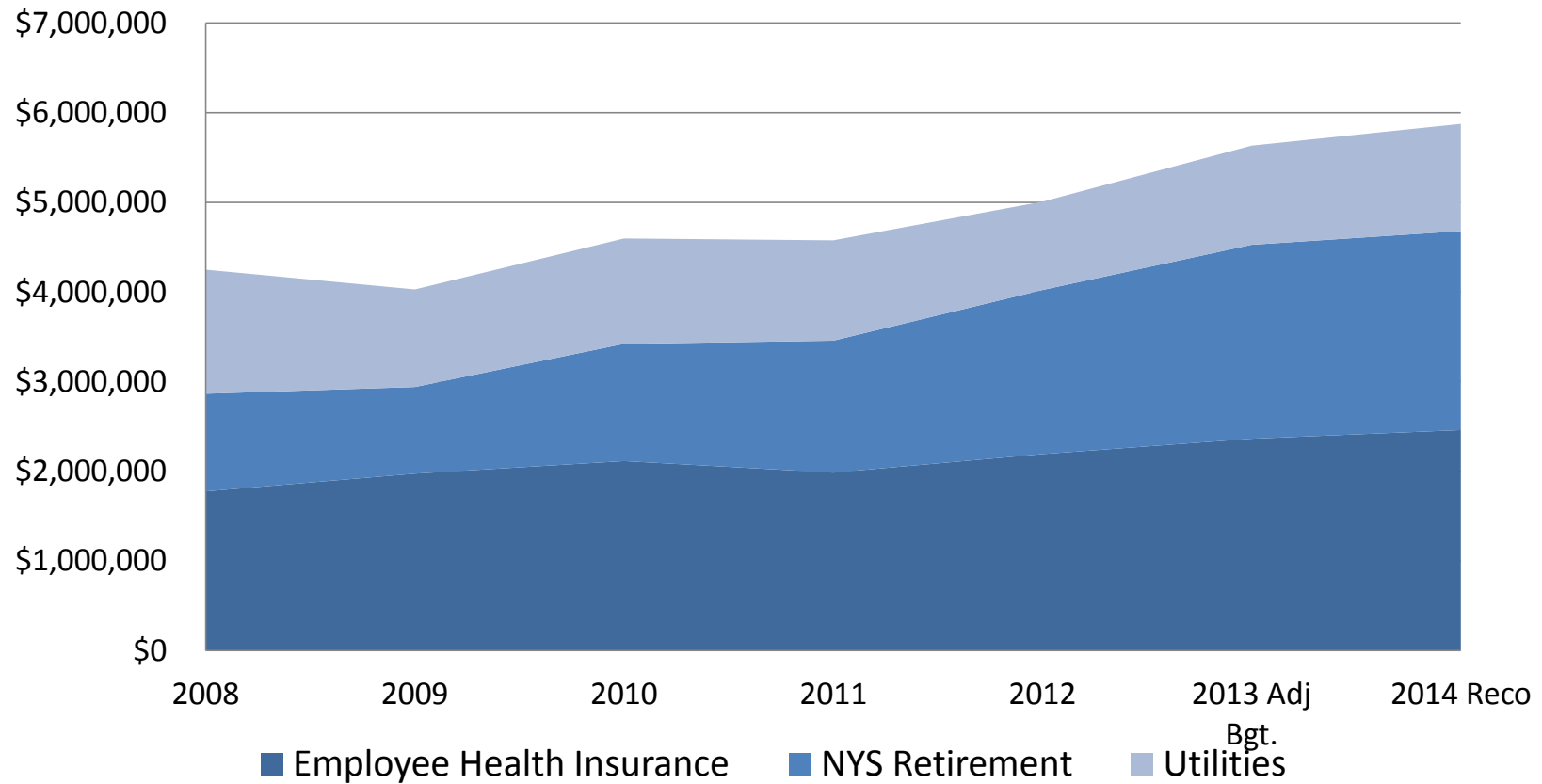
	2008	2009	2010	2011	2012	2013 Adj Bgt.	2014 Reco	Change From 2008	
County Funding	23,771,833	22,171,833	22,171,833	21,171,833	21,872,457	22,172,457	22,588,324	(1,183,509)	-5%
NY State Aid	3,018,295	2,672,466	2,571,957	2,433,564	2,487,982	2,609,935	2,609,936	(408,359)	-14%
Total	\$26,790,128	\$24,844,299	\$24,743,790	\$23,605,397	\$24,360,439	\$24,782,392	\$25,198,260	(\$1,591,868)	-6%

* 2012 County funding included \$2,000,000 Interfund-transfer; Library 2013 Budget, at the Library's request, included this amount in the Library Tax.
 NY State Aid for all years includes operating and grants.

Buffalo & Erie County Public Library

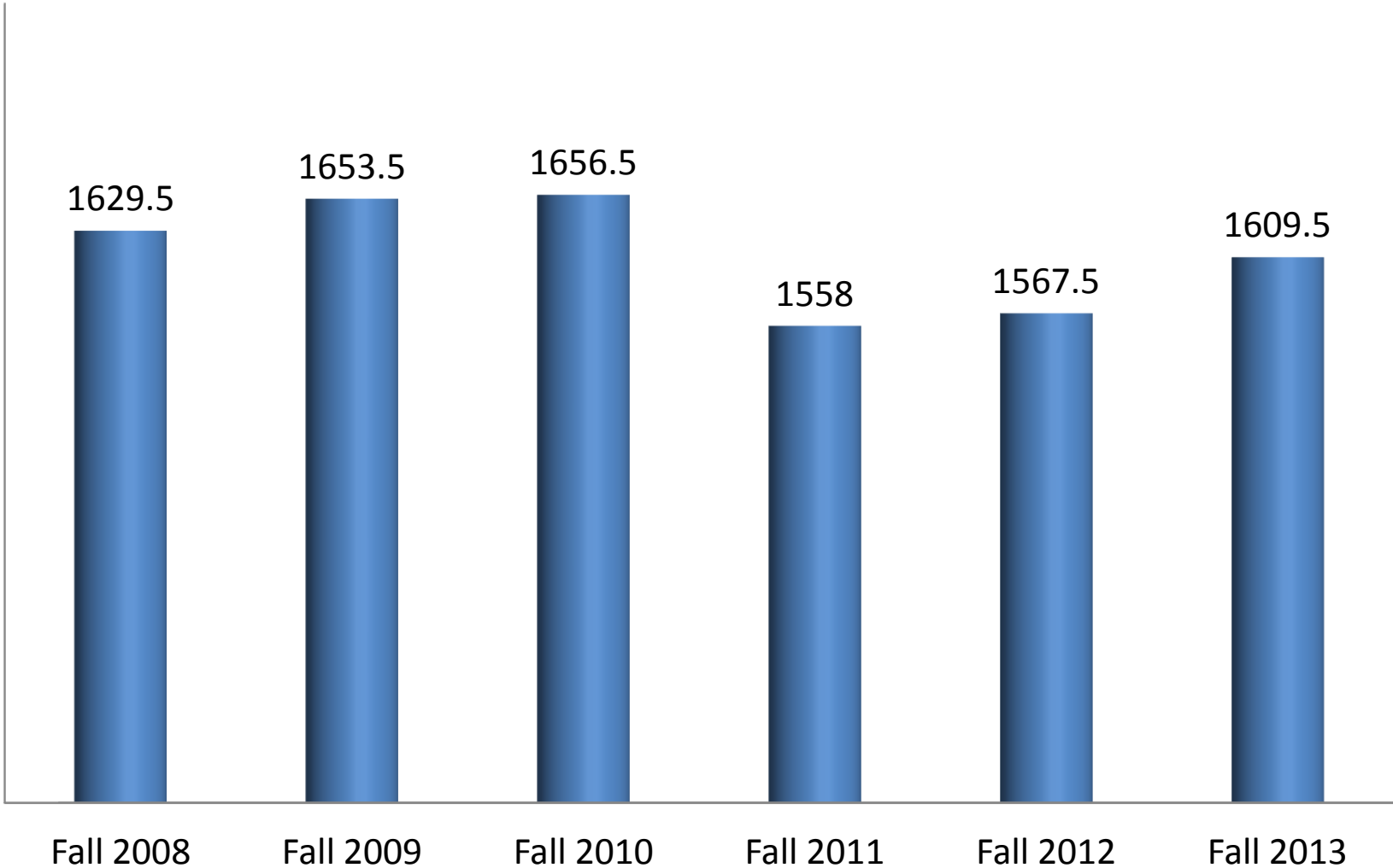
Funding Stress Caused by Previous Years' Revenue Cuts and Contractually Obligated Cost Increases

Contractually Obligated Expenses Up Over \$1.6 Million



<u>Operating Budget:</u>	2008	2009	2010	2011	2012	2013 Adj Bgt.	2014 Reco	Change Since 2008	
Utilities	\$1,383,992	\$1,088,094	\$1,175,547	\$1,119,177	\$985,388	\$1,105,675	\$1,195,417	(\$188,575)	-14%
NYS Retirement	\$1,089,041	\$966,761	\$1,307,504	\$1,471,613	\$1,830,086	\$2,163,180	\$2,219,136	\$1,130,095	104%
Employee Health	\$1,776,059	\$1,973,881	\$2,114,155	\$1,985,500	\$2,192,149	\$2,363,535	\$2,460,346	\$684,287	39%
Total	\$4,249,092	\$4,028,735	\$4,597,207	\$4,576,290	\$5,007,623	\$5,632,390	\$5,874,899	\$1,625,807	38%

Still Recovering From Prior Year Funding Cuts Impact on Weekly Open Hours

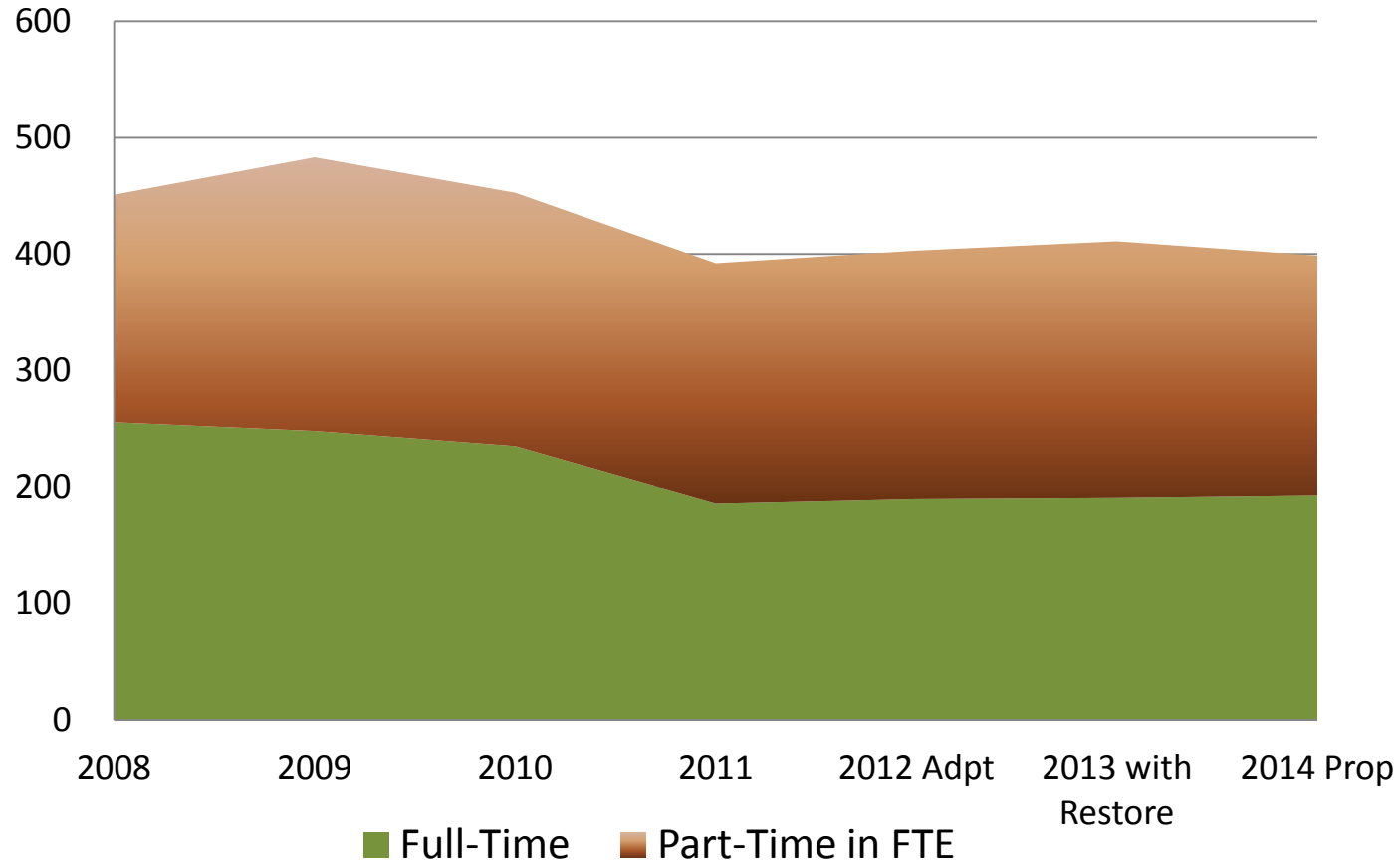


Weekly open hours (school year), total for 37 locations spread across Erie County's 1,043 square miles .

Buffalo & Erie County Public Library

Reduced Funding Means Fewer Talented Staff to Help

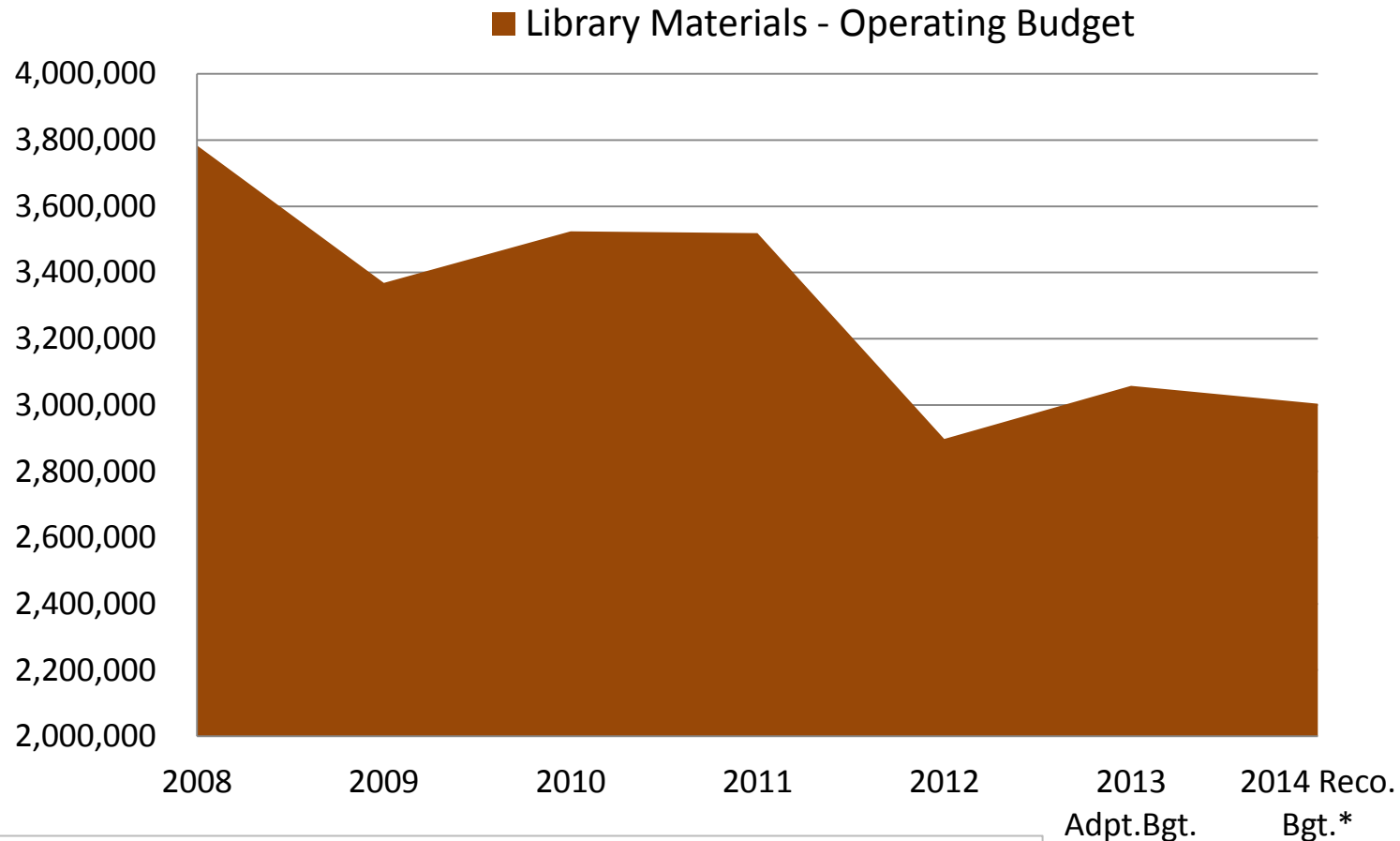
Staffing FTE Down 12% Overall, 24% Full-time Since 2008



	2008	2009	2010	2011	2012 Adpt	2013 with Restore	2014 Prop	Change Since 2008	
Full-Time	256	248	235	186	190	191	193	(63)	-24%
Part-Time in FTE	196	235	218	206	213	220	206	10	5%
Total FTE	451	483	453	392	403	411	399	(52)	-12%

Buffalo & Erie County Public Library

Stressed Funding Impacts Purchase of New Books, Media, and Downloadables (e-Books/Audio Books, Music, and Video)



* 2014 reduction solely due to implementing electronic access for providing mandated legal reference material to the Correctional Facility and Holding Center. As materials costs for these facilities are fully reimbursed by the County, there is no impact on general library operations from this change.

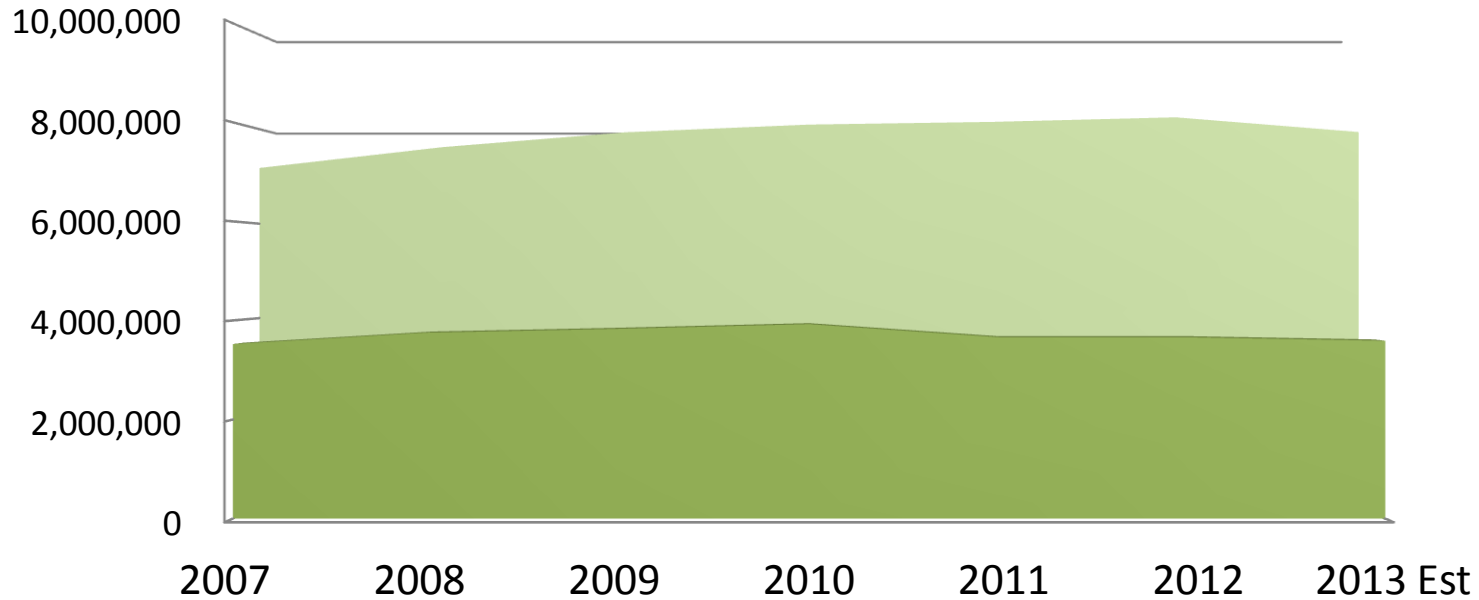
	2008	2009	2010	2011	2012	2013 Adpt. Bgt.	2014 Reco. Bgt.*	Change Since 2008
Library Materials - Operating Budget	3,783,546	3,368,707	3,524,441	3,519,006	2,897,627	3,058,000	3,004,000	(779,546) -21%

Buffalo & Erie County Public Library

Meanwhile - Demand for Library Services Is High

Libraries Help People Cope, Find Jobs and Recover from Recessions

Library Visits and Circulation UP



■ Library Visits ■ Circulation

	2007	2008	2009	2010	2011	2012	2013 Est	Change Since 2007	
Library Visits	3,523,470	3,751,907	3,830,507	3,925,449	3,657,908	3,657,813	3,590,000	66,530	2%
Circulation	7,179,351	7,619,902	7,934,257	8,097,152	8,154,384	8,250,880	7,940,000	760,649	11%

Impacted by 2011 reduced open hours

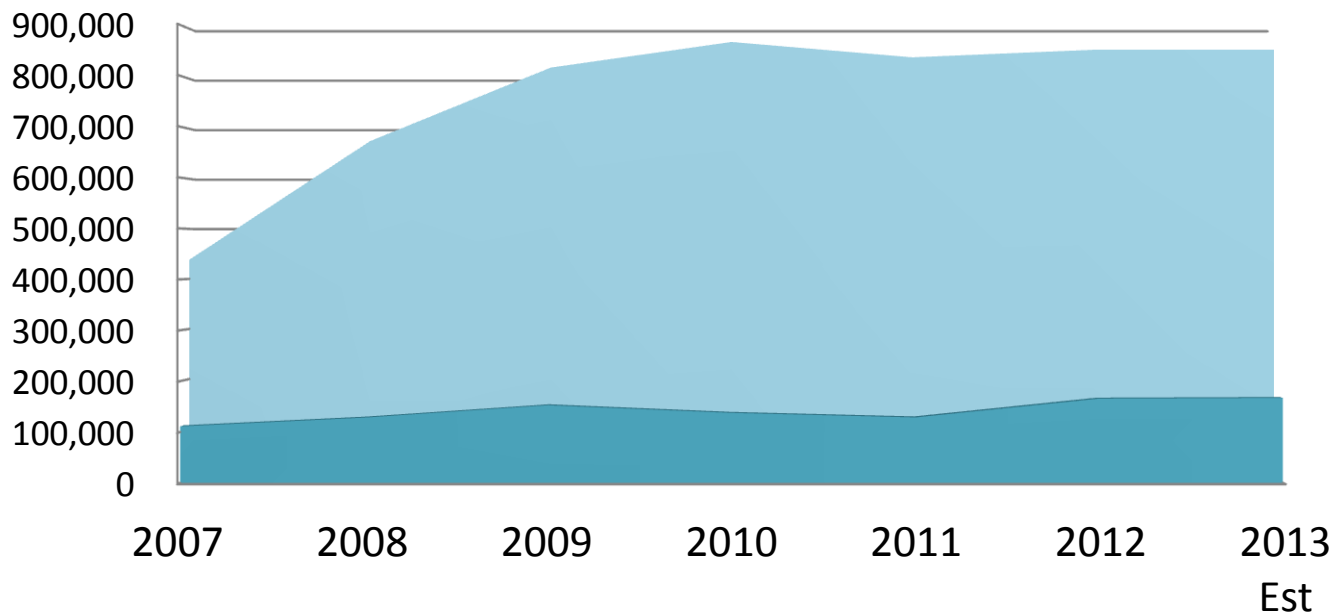
* The recession began in December, 2007

Buffalo & Erie County Public Library

Meanwhile - Demand for Library Services Is High

Libraries Help People Cope, Find Jobs and Recover from Recessions

Program Attendance Up, Computer Use Doubled



■ Program Attendance
 ■ Computer Use Sessions **

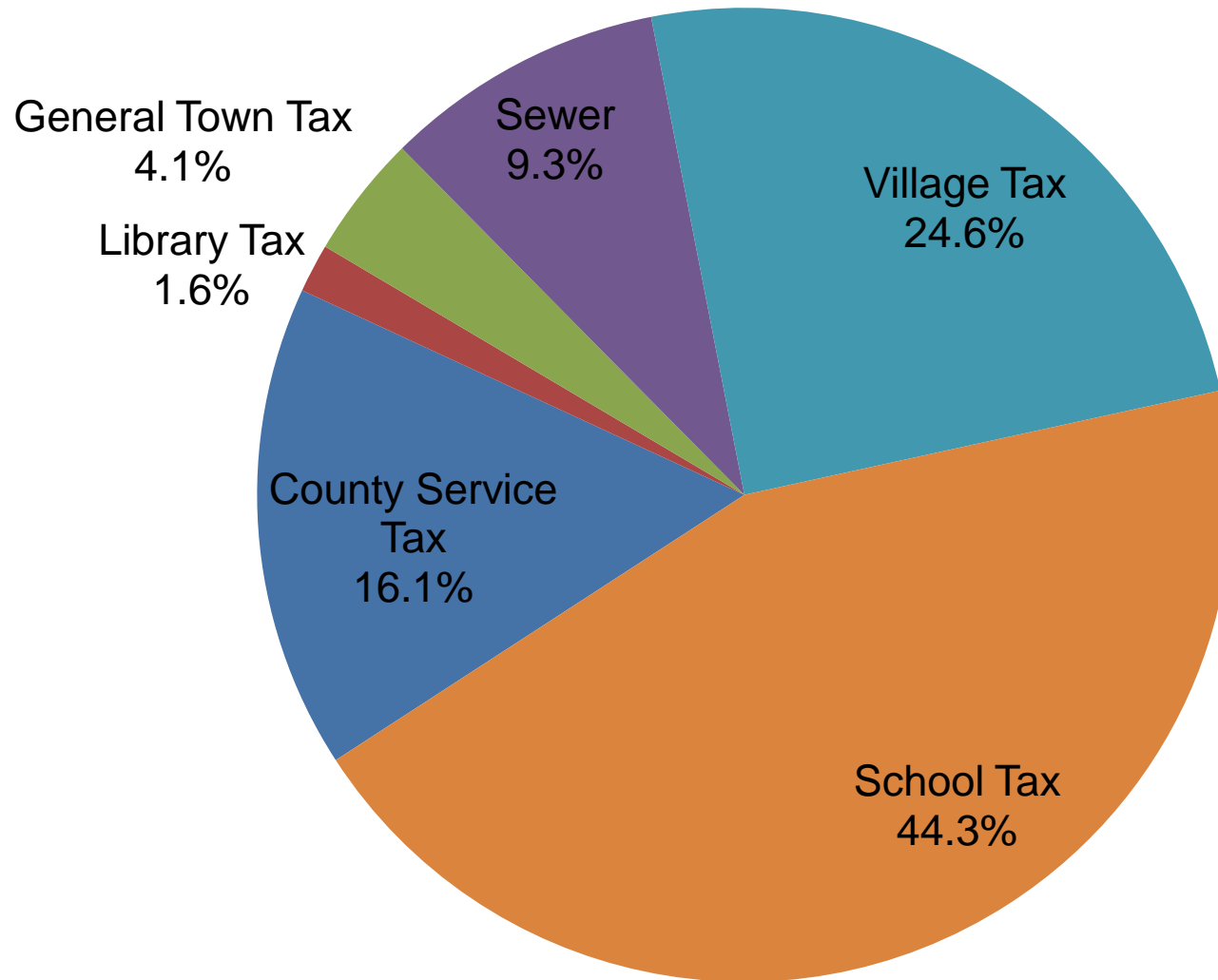
	2007	2008	2009	2010	2011	2012	2013 Est	Change Since 2007	
Program Attendance	111,058	128,247	152,600	137,533	128,623	165,635	167,000	55,942	50%
Computer Use Sessions	438,352	675,312	822,333	873,471	842,769	857,828	858,000	419,648	96%

Impacted by 2011 reduced open hours

* The recession began in December, 2007

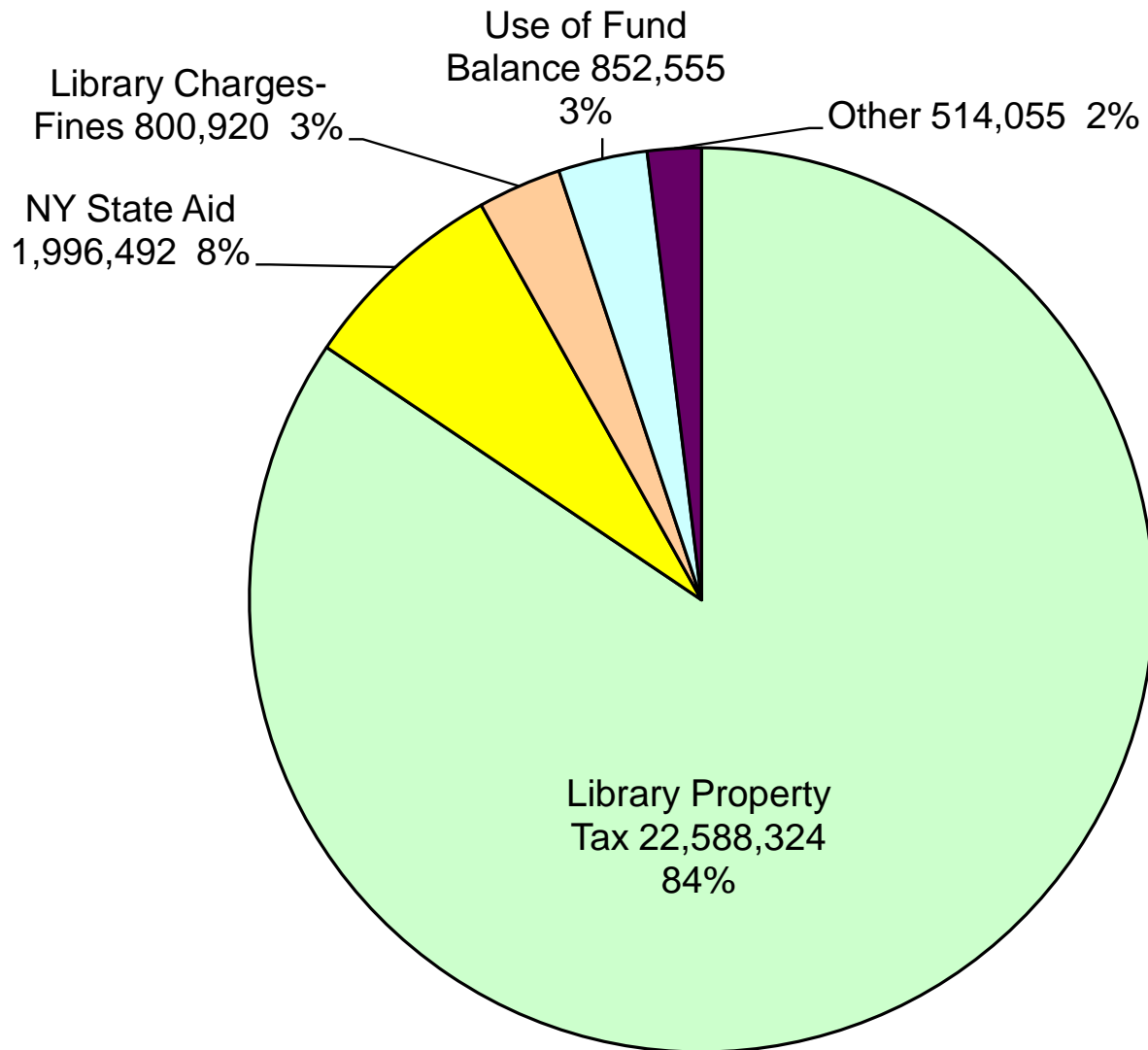
** Computer use sessions using library computers only. Patrons also heavily used free WiFi at all libraries, with 137,940 connections in 2012 and an estimated 146,300 in 2013.

The Library's Share of a Typical Property Owner's Taxes is Very Small



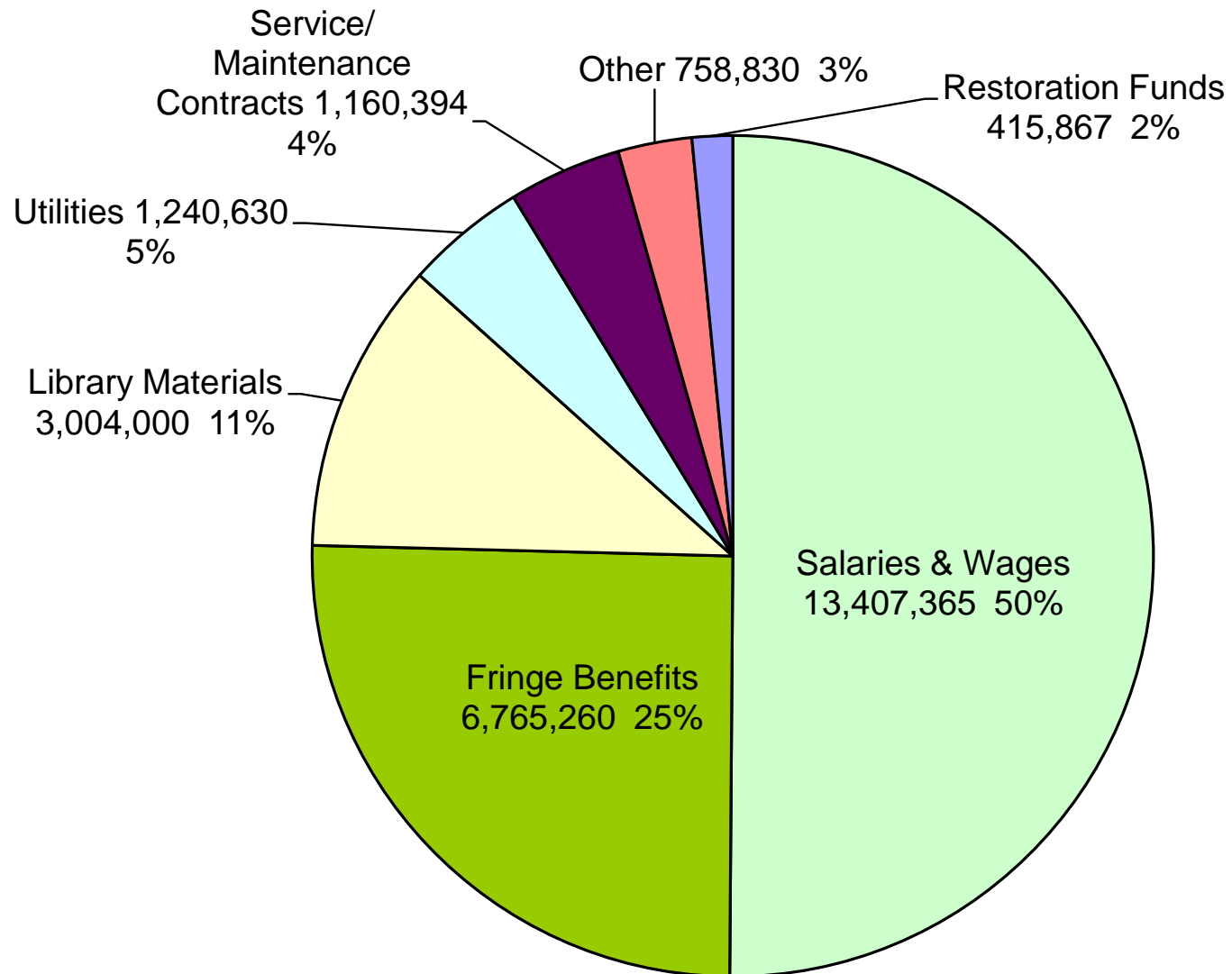
A Sample Erie County Village Property Owner 2013 Property Taxes. Percentages will vary from village to village and town to town. In the City of Buffalo, the City tax takes the place of town, village and school taxes.

Where the Funding Comes From



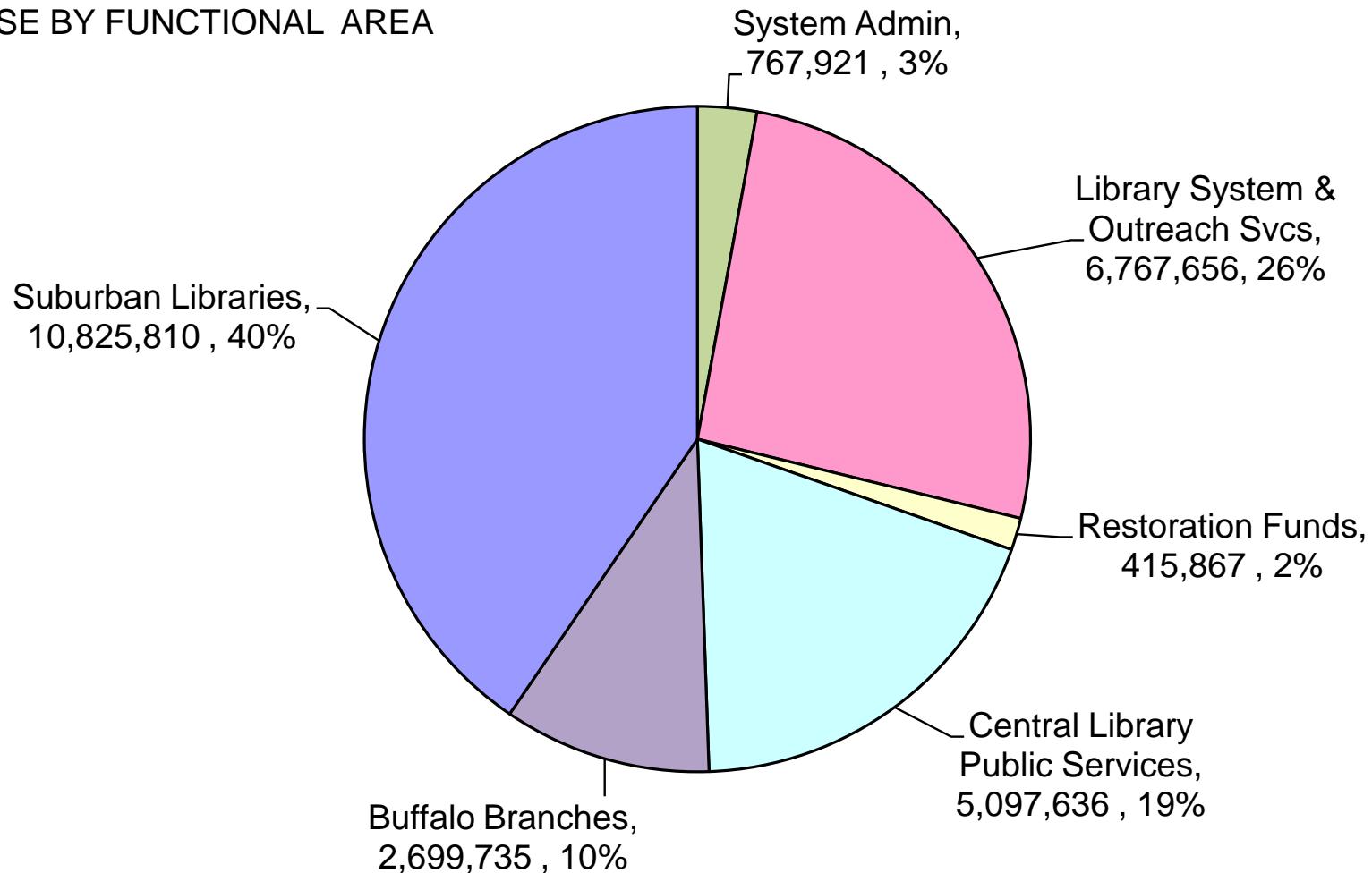
B&ECPL 2014 TOTAL OPERATING REVENUE IN COUNTY SAP FINANCIAL SYSTEM	\$26,404,549
Adjustment for suburban library net directly collected revenue	347,797
B&ECPL 2014 BUDGET TOTAL SYSTEM NET OPERATING REVENUE	\$26,752,346

Where the Funding Goes



Where the Funding Goes

EXPENSE BY FUNCTIONAL AREA




B&ECPL 2014 BUDGET OPERATING EXPENSE IN COUNTY SAP FINANCIAL SYSTEM **\$26,404,549**

Adjustment for suburban library expense supported by directly collected revenue 347,797

B&ECPL 2014 BUDGET TOTAL SYSTEM NET OPERATING EXPENSE **\$26,752,346**

**Erie
County
Taxpayers**



Your
Library...

A
**Great
Return** on
Your
Investment

2012

For every
\$1
funded,



Concord Public Library

the Buffalo & Erie County
Public Library returns

a
minimum
of

\$6.56

in services

**Dollar value of your
library services**

\$72,525,235
Materials Borrowed
+
\$10,293,936
Computer Use
+
\$312,300
Computer Training Classes
+
\$1,163,540
Program Attendance
+
\$9,792,525
Reference Questions Asked
+
\$49,461,225
Online Database Downloads
<hr/>
\$143,548,761
Total Retail Value of Library Services
÷
\$19,872,457
2012 Library Tax
+
\$2,000,000
Other County Library Revenue
=
\$6.56
in services