

BOARD OF TRUSTEES
BUFFALO & ERIE COUNTY PUBLIC LIBRARY
MEETING DATE: December 15, 2016

AGENDA ITEM NUMBER: E.2.a.

RESOLUTION: 2016-49
Adoption of 2017 Budget

BACKGROUND:

On December 6th, the Erie County Legislature unanimously adopted a 2017 County Budget with amendments. The Legislature approved modest amendments, however none changed the County Executive's 2017 Budget for the Library.

The 2017 Operating and Grants Budget sustains library operations and services at current levels. Further, it incorporates the impacts of contractually obligated costs related to current labor agreements and benefits as well as those approved for unrepresented and managerial/confidential employees via Board Resolutions 2016-39 and 2016-40 this past September. The labor agreements (for all but 2 bargaining units which have not yet reached agreements for 2017) provide for modest wage adjustments as well as employee contributions towards the cost of health care and provisions limiting the employer share of both active and retiree health care costs over the longer term. The Library's overall operating budget, including State Aid and library revenue, increases 1.1% from 2016's \$27,261,091 to \$27,550,344 in 2017. Including grants, the combined total increases 1.1% from 2016's \$27,917,085 to \$28,234,794 in 2017.

While not part of the Library's operating budget, the County's Capital Budget provides \$925,000 to support improvements to the county-owned downtown Central Library; specifically, \$325,000 for continued rehabilitation of the 50+ year old building's mechanical, electrical and plumbing systems and \$600,000 to undertake the second phase of the Central Library Auditorium Rehabilitation and Asbestos Abatement.

Resolution 2016-49, *2017 Budget in Brief Charts*, and the *2017 Budget Operating and Grants by Line Item* documents are included for your review and action.

ACTION REQUIRED:

Motion to approve Resolution 2016-49.

PROPOSED RESOLUTION 2016-49

WHEREAS, on December 6th, the Erie County Legislature finalized the County's 2017 Budget allocation for the Library, and

WHEREAS, the County's enacted budget provides a 2.0% increase in County Library Tax funding from 2016's \$23,474,134 to \$23,943,617, and

WHEREAS, since this increase is less than the anticipated 5.56% growth in the tax base, the Library portion of the average County Property Tax rate per \$1,000 of equalized full market value will decrease modestly, and

WHEREAS, this funding will allow the Library to maintain current service levels and open hours, and

WHEREAS, it allows the Library to meet its obligations under settled bargaining unit agreements which provide modest wage adjustments as well as employee contributions towards the cost of health care and provisions lowering the employer share of both active and retiree health care costs over the longer term, and

WHEREAS, the Board of Trustees expresses its appreciation to the County Executive for recommending the funding and to the County Legislature in approving the recommended funding, and

WHEREAS, strong public support for the Library reinforces both the continuing need for basic library services; the nationally documented trend of active library use during tough economic times; and the continuing importance of the Library in bridging the "digital divide," and

WHEREAS, the Board of Trustees of the Buffalo & Erie County Public Library wishes to gratefully acknowledge the support of the public, the Erie County Executive, and the Erie County Legislature, now therefore be it

RESOLVED, that the Board of Trustees of the Buffalo & Erie County Public Library adopts the 2017 Budget, utilizing the following sources to provide library services in 2017:

\$23,943,617 - County Property Tax for Library Purposes

\$ 2,227,209 - New York State Aid - Operating Budget

\$ 485,186 - Use of Fund Balance

\$ 894,332 - Library Fines, Fees and Other Revenue

\$27,550,344 - Total Operating Budget

\$ 684,450 - Library Grants Budget

\$28,234,794 - Combined Operating and Grants Budget, further detailed in the *2017 Budget in Brief Charts* and the accompanying *2017 Budget Operating and Grants by Line Item* document, and be it finally

RESOLVED, that the budget documents and schedules be promptly posted on the Library's website and all needed forms and accounting entries to implement this budget be promptly completed and transmitted.

Approved unanimously at a meeting of the Board of Trustees
of the Buffalo & Erie County Public Library
on December 15, 2016.



2017 Budget in Brief Charts
Pursuant to B&ECPL Board of Trustees Resolution 2016-49

December 15, 2016

Buffalo & Erie County Public Library

2017 Budget Comparisons

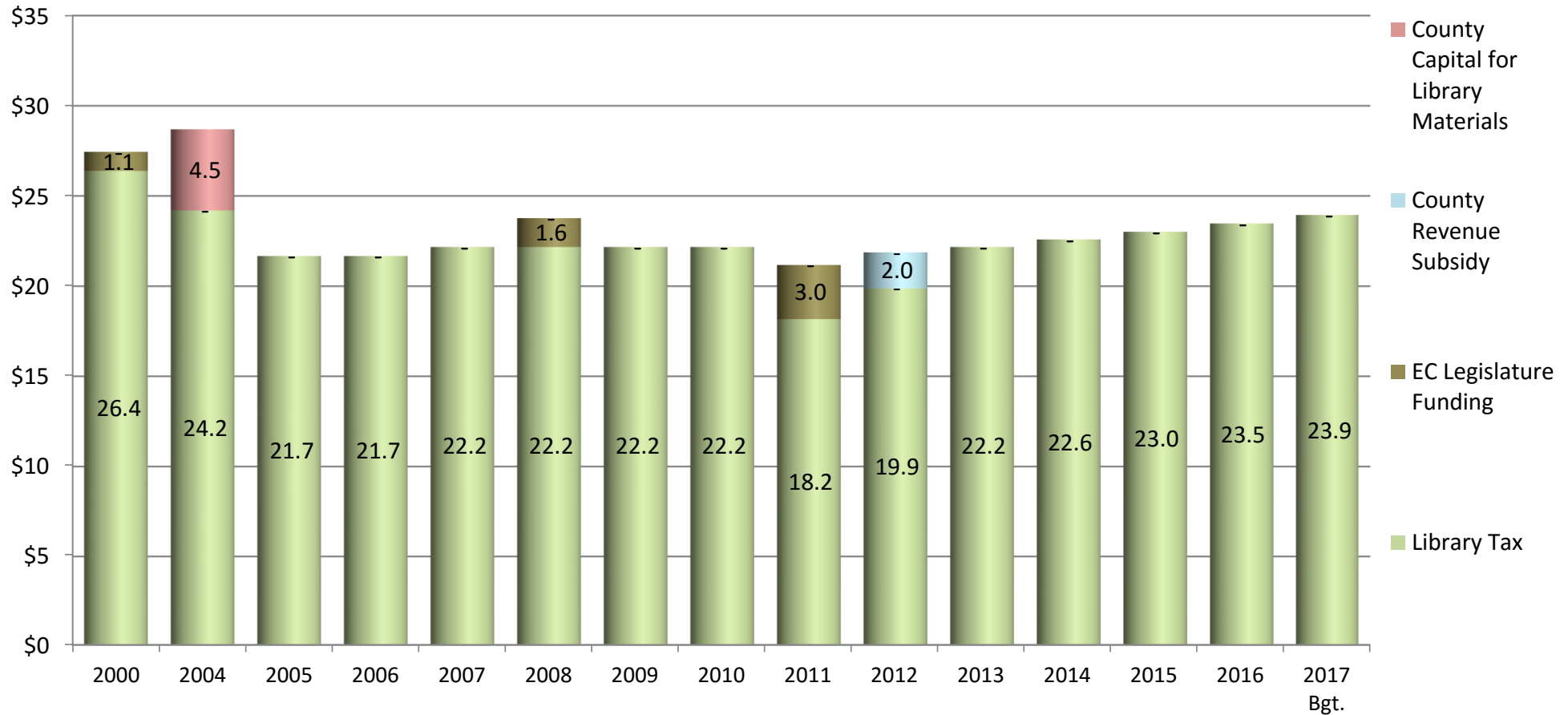
| | 2016 Adopted | 2017 Budget | Change | |
|--|-----------------|----------------|-------------|--------|
| OPERATING BUDGET | | | | |
| Revenue | | | | |
| Library Real Property Tax | \$23,474,134 | \$23,943,617 | \$469,483 | 2.0% |
| NY State Aid | \$2,135,104 | \$2,227,209 | \$92,105 | 4.3% |
| Use of Fund Balance | \$714,843 | \$485,186 | (\$229,657) | -32.1% |
| All Other | \$937,010 | \$894,332 | (\$42,678) | -4.6% |
| Total Revenue | \$27,261,091 | \$27,550,344 | \$289,253 | 1.1% |
| Expense | | | | |
| Salaries & Wages | \$14,457,295 | \$14,557,265 | \$99,970 | 0.7% |
| Reduction from Personal Svcs | (\$318,881) | (\$350,511) | (\$31,630) | 9.9% |
| Contractural Salary Reserves | \$51,557 | \$125,033 | \$73,476 | 142.5% |
| FICA (Social Security & Medicare) | \$1,106,026 | \$1,113,614 | \$7,588 | 0.7% |
| Employee Health Insurance | \$2,586,136 | \$2,715,691 | \$129,555 | 5.0% |
| Hospital & Medical - Retirees | \$1,522,245 | \$1,608,584 | \$86,339 | 5.7% |
| Retirement (NY State System) | \$1,762,233 | \$1,704,743 | (\$57,490) | -3.3% |
| Supplies & Repairs/Maintenance | \$392,257 | \$420,002 | \$27,745 | 7.1% |
| Professional Services | \$864,427 | \$850,637 | (\$13,790) | -1.6% |
| Insurance - Liability Coverage | \$119,550 | \$139,100 | \$19,550 | 16.4% |
| Library Materials | \$3,009,000 | \$3,009,000 | \$0 | 0.0% |
| Telecom & Internet; Water & Sewer | \$109,134 | \$95,412 | (\$13,722) | -12.6% |
| Interfund Utilities (Electric & Ngas) | \$878,390 | \$833,619 | (\$44,771) | -5.1% |
| County Charges for Data Svcs.; Purchasing Svcs; and Fleet Svcs. | \$342,719 | \$330,870 | (\$11,849) | -3.5% |
| All Other | \$379,003 | \$397,285 | \$18,282 | 4.8% |
| Total Operating Expense | \$27,261,091 | \$27,550,344 | \$289,253 | 1.1% |

Buffalo & Erie County Public Library

2017 Budget Comparisons

| | 2016 Adopted | 2017 Budget | Change | |
|---|-----------------|----------------|-----------|------|
| LIBRARY GRANTS | | | | |
| Grant Revenue - NY State | \$655,994 | \$684,450 | \$28,456 | 4.3% |
| Grant Expense by Grant | | | | |
| Central Library Book Aid | \$64,134 | \$66,902 | \$2,768 | 4.3% |
| Central Library Development Aid | \$278,007 | \$290,005 | \$11,998 | 4.3% |
| Continuity of Service | \$44,848 | \$46,783 | \$1,935 | 4.3% |
| NYS Library Automation Grant | \$68,618 | \$71,578 | \$2,960 | 4.3% |
| Coordinated Outreach | \$151,510 | \$158,049 | \$6,539 | 4.3% |
| Library Services to County Correctional Facilities | \$7,865 | \$8,351 | \$486 | 6.2% |
| Library Services to State Correctional Facilities | \$41,012 | \$42,782 | \$1,770 | 4.3% |
| Grant Program Expense | \$655,994 | \$684,450 | \$28,456 | 4.3% |
| TOTAL OPERATING & GRANTS | | | | |
| Revenue | \$27,917,085 | \$28,234,794 | \$317,709 | 1.1% |
| Expense | \$27,917,085 | \$28,234,794 | \$317,709 | 1.1% |

COUNTY SUPPORT B&ECPL OPERATING AND LIBRARY MATERIALS



Over this period major funding changes included:

2005

\$7 Million Cut
-24%

Service reductions and layoffs, 15 libraries and 4 mobile units closed.

2009

\$1.6 Million Cut
-7%

Used fund balance; RFID technology; staffing reductions via attrition to postpone service reductions.

2011

\$1 Million
-5% Cut

Open hours and programs/services reduced; layoffs.

2012 - 2017 Budget
Stable Funding

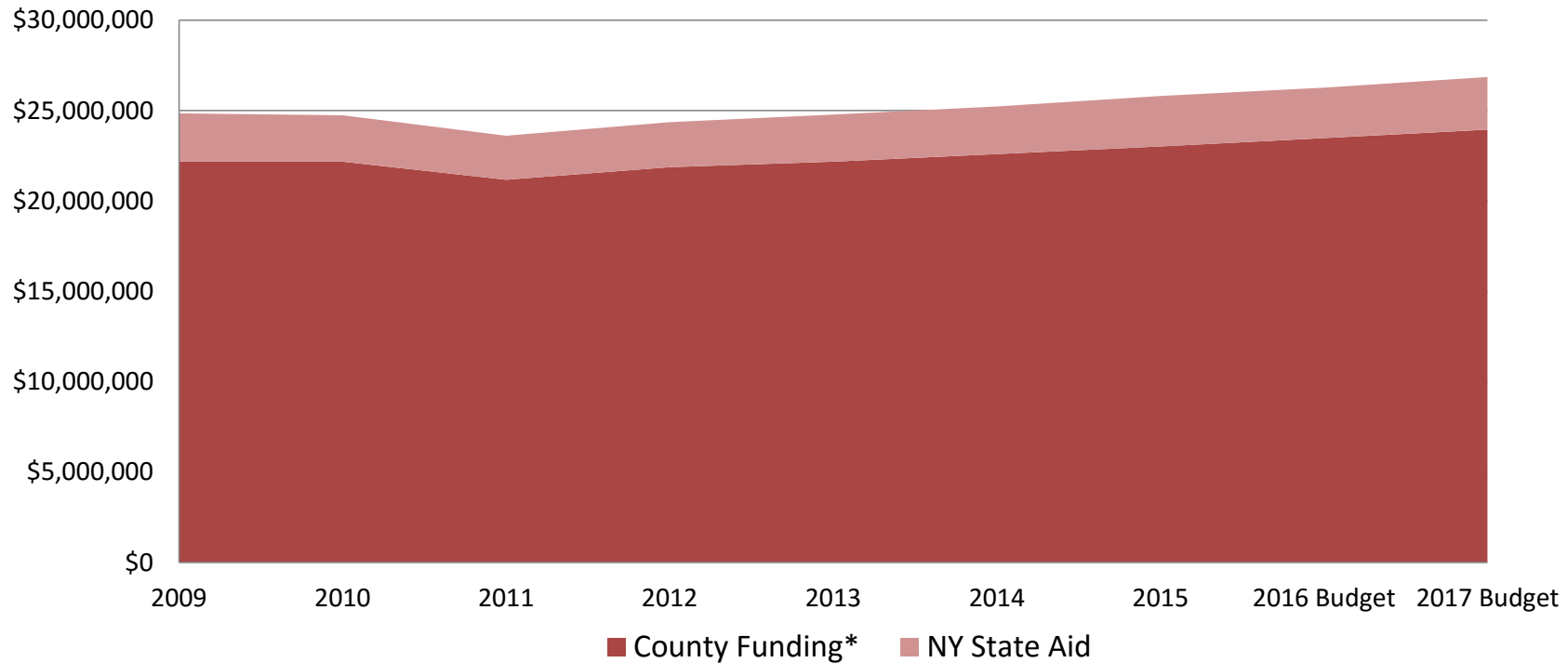
Open hours and program/service restorations and improvements made within annual growth in county support averaging 2%

Notes: Dollars in millions; \$3.0 million County Legislature funding for 2011 provided in December 2010; Consumer Prices will have increased approximately 42% since 2000.

Buffalo & Erie County Public Library

Funding Stress Caused by Previous Years' Revenue Cuts and Contractually Obligated Cost Increases

Since 2009, County and State Revenue Up 8%, Consumer Price Index Up 14%



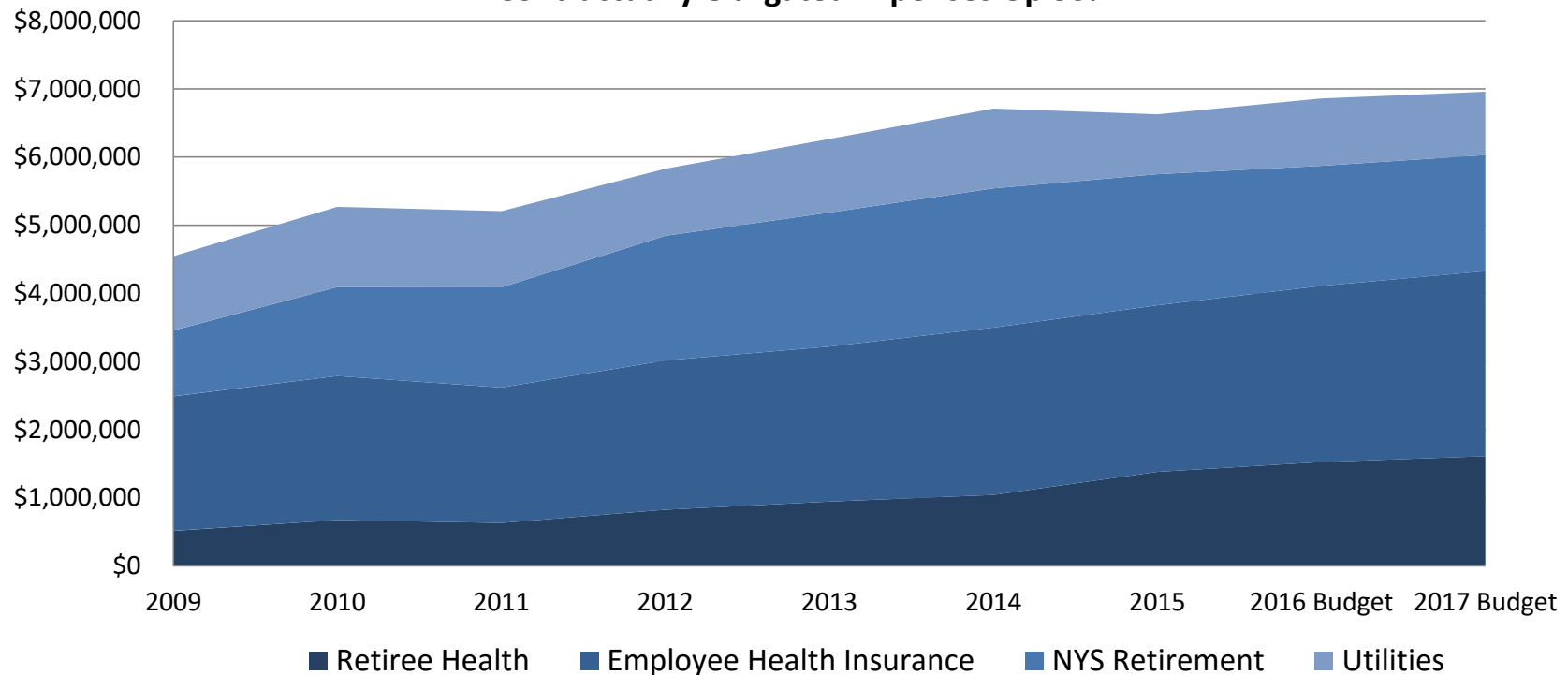
| | 2009 | 2010 | 2011 | 2012 | 2013 | 2014 | 2015 | 2016 Budget | 2017 Budget | Change Since 2009 | |
|-----------------|---------------------|---------------------|---------------------|---------------------|---------------------|---------------------|-------------------|---------------------|---------------------|--------------------|-----------|
| County Funding* | 22,171,833 | 22,171,833 | 21,171,833 | 21,872,457 | 22,172,457 | 22,588,324 | 23,013,857 | 23,474,134 | 23,943,617 | 1,771,784 | 8% |
| NY State Aid | 2,672,466 | 2,571,957 | 2,433,564 | 2,487,982 | 2,610,019 | 2,637,797 | 2,791,124 | 2,791,098 | 2,911,659 | 239,193 | 9% |
| Total | \$24,844,299 | \$24,743,790 | \$23,605,397 | \$24,360,439 | \$24,782,476 | \$25,226,121 | 25,804,981 | \$26,265,232 | \$26,855,276 | \$2,010,977 | 8% |

* County funding: in 2011 included \$3.0 million interfund transfer provided in December 2010; in 2012 included \$2,000,000 Interfund-transfer; and in the Library 2013 Budget, at the Library's request, moved the interfund transfer amount to the Library Tax.
 NY State Aid for all years includes operating and grants.

Buffalo & Erie County Public Library

Funding Stress Caused by Previous Years' Revenue Cuts and Contractually Obligated Cost Increases

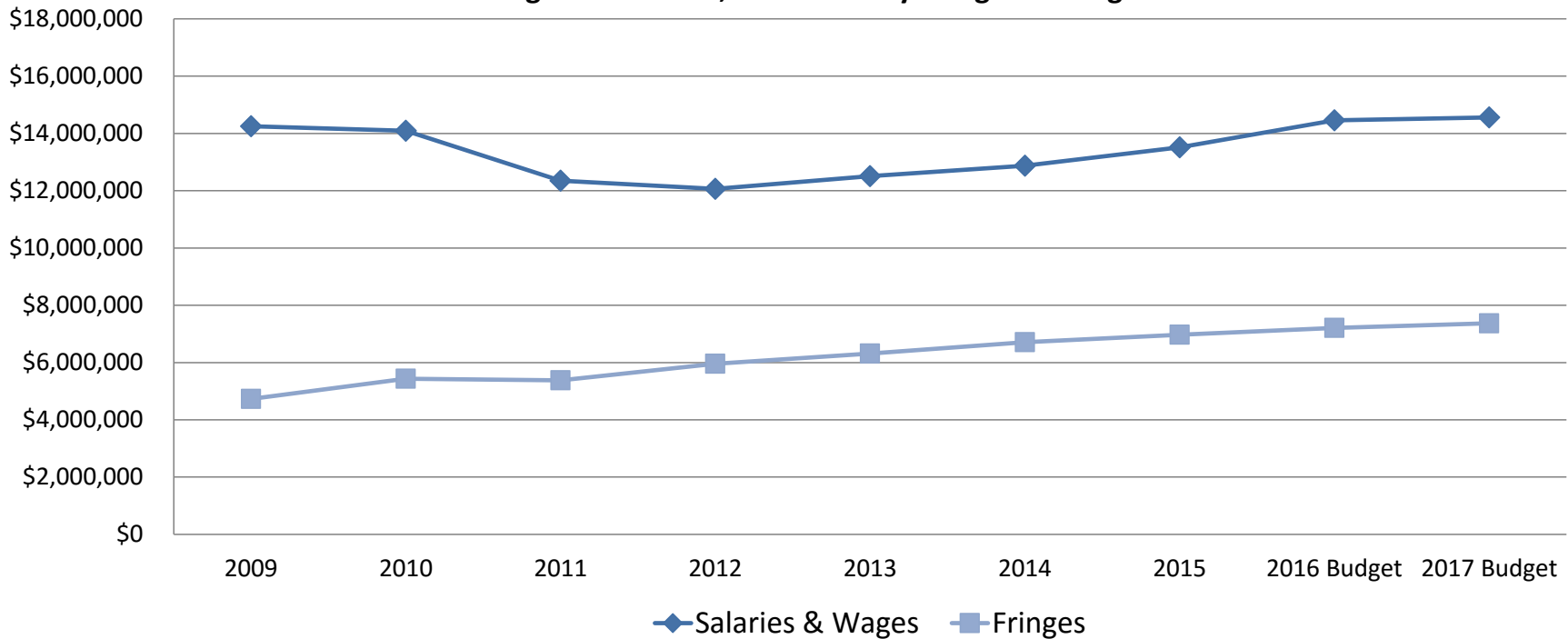
Contractually Obligated Expenses Up 53%



| <u>Operating Budget:</u> | 2009 | 2010 | 2011 | 2012 | 2013 | 2014 | 2015 | 2016 Budget | 2017 Budget | Change Since 2009 | |
|---------------------------|--------------------|--------------------|--------------------|--------------------|--------------------|--------------------|--------------------|--------------------|--------------------|--------------------|------------|
| Utilities | \$1,088,094 | \$1,175,547 | \$1,119,177 | \$985,388 | \$1,080,223 | \$1,170,770 | \$878,863 | \$987,524 | \$929,031 | (\$159,063) | -15% |
| NYS Retirement | \$966,761 | \$1,307,504 | \$1,471,613 | \$1,830,086 | \$1,965,477 | \$2,045,598 | \$1,925,216 | \$1,762,233 | \$1,704,743 | \$737,982 | 76% |
| Employee Health Insurance | \$1,973,881 | \$2,114,155 | \$1,985,500 | \$2,192,149 | \$2,275,227 | \$2,453,384 | \$2,443,513 | \$2,586,136 | \$2,715,691 | \$741,810 | 38% |
| Retiree Health | \$514,617 | \$670,955 | \$630,293 | \$821,228 | \$942,895 | \$1,042,423 | \$1,379,176 | \$1,522,245 | \$1,608,584 | \$1,093,967 | 213% |
| Total | \$4,543,352 | \$5,268,162 | \$5,206,583 | \$5,828,851 | \$6,263,822 | \$6,712,176 | \$6,626,767 | \$6,858,138 | \$6,958,049 | \$2,414,697 | 53% |

Buffalo & Erie County Public Library Operating Budget* Personnel Cost Trends

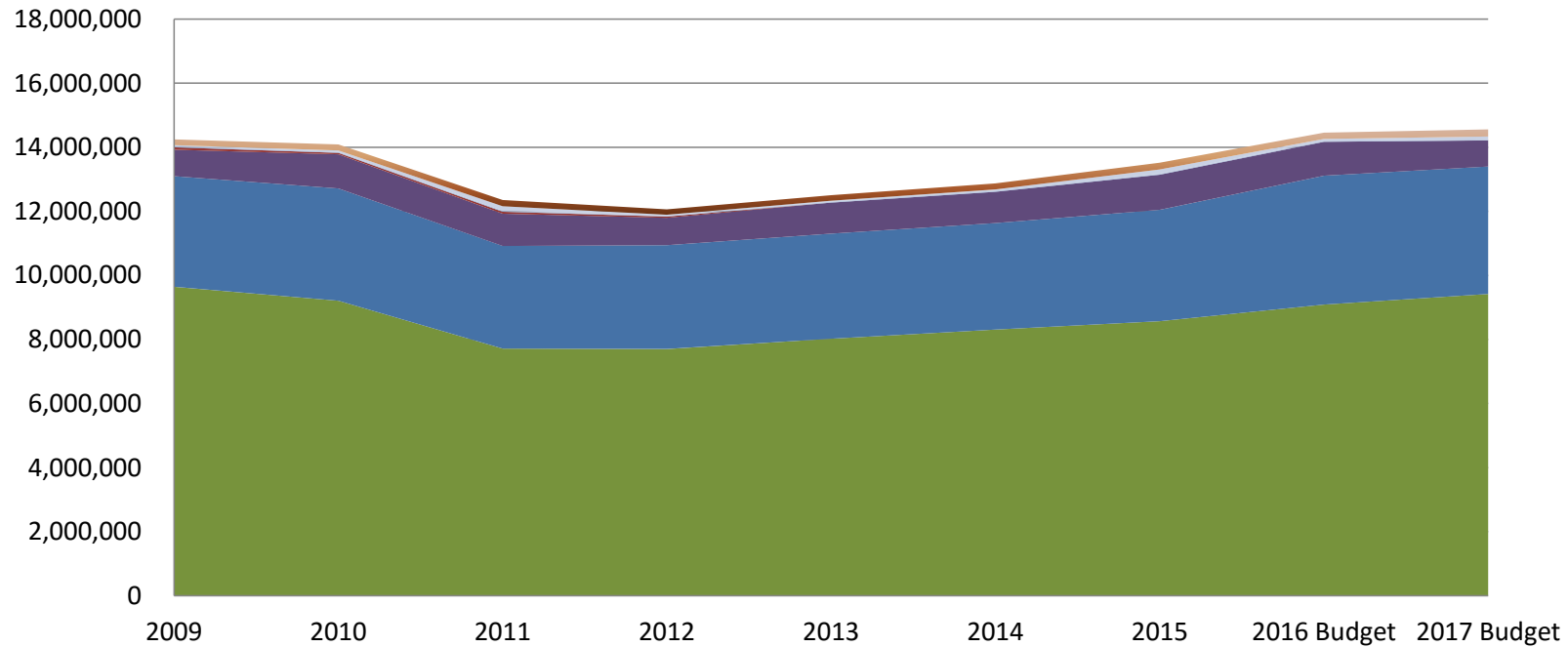
Salaries & Wages Restrained; Contractually Obligated Fringe Benefit Costs UP



| | 2009 | 2010 | 2011 | 2012 | 2013 | 2014 | 2015 | 2016 Budget | 2017 Budget | Change Since 2009 | |
|------------------------|---------------------|---------------------|---------------------|---------------------|---------------------|---------------------|---------------------|---------------------|---------------------|-------------------|--------------|
| Salaries & Wages | \$14,246,776 | \$14,089,854 | \$12,352,600 | \$12,062,976 | \$12,507,336 | \$12,870,676 | \$13,515,458 | \$14,457,295 | \$14,557,265 | 310,489 | 2.2% |
| Fringes | \$4,729,638 | \$5,435,589 | \$5,374,973 | \$5,954,032 | \$6,314,773 | \$6,709,162 | \$6,973,438 | \$7,205,790 | \$7,370,157 | 2,640,519 | 55.8% |
| Total Personnel | \$18,976,415 | \$19,525,443 | \$17,727,573 | \$18,017,008 | \$18,822,109 | \$19,579,839 | \$20,488,896 | \$21,663,085 | \$21,927,422 | 2,951,007 | 15.6% |

* Excludes grant funded positions; 2013 and 2014 include impacts of service restoration funding provided by Erie County; 2014 includes the impact of a 10.3% (\$0.75 per hour) increase in the minimum wage (increasing the Page and Sr. Page wage scales by \$0.50 per hour); 2015 reflects impact of contract settlements and a 9.4% (\$0.75 per hour) increase in the minimum wage (increasing the Page and Sr. Page wage scales by \$0.75 per hour); 2016 reflects impact of contracted colas and a 2.9% (\$0.25 per hour) increase in the minimum wage and 2017 reflects impact of contracted colas and a 7.8% (\$0.70 per hour) increase in the minimum wage. Over the period, Consumer Prices increased 14%.

Buffalo & Erie County Public Library Operating Budget Salary and Wage Trends

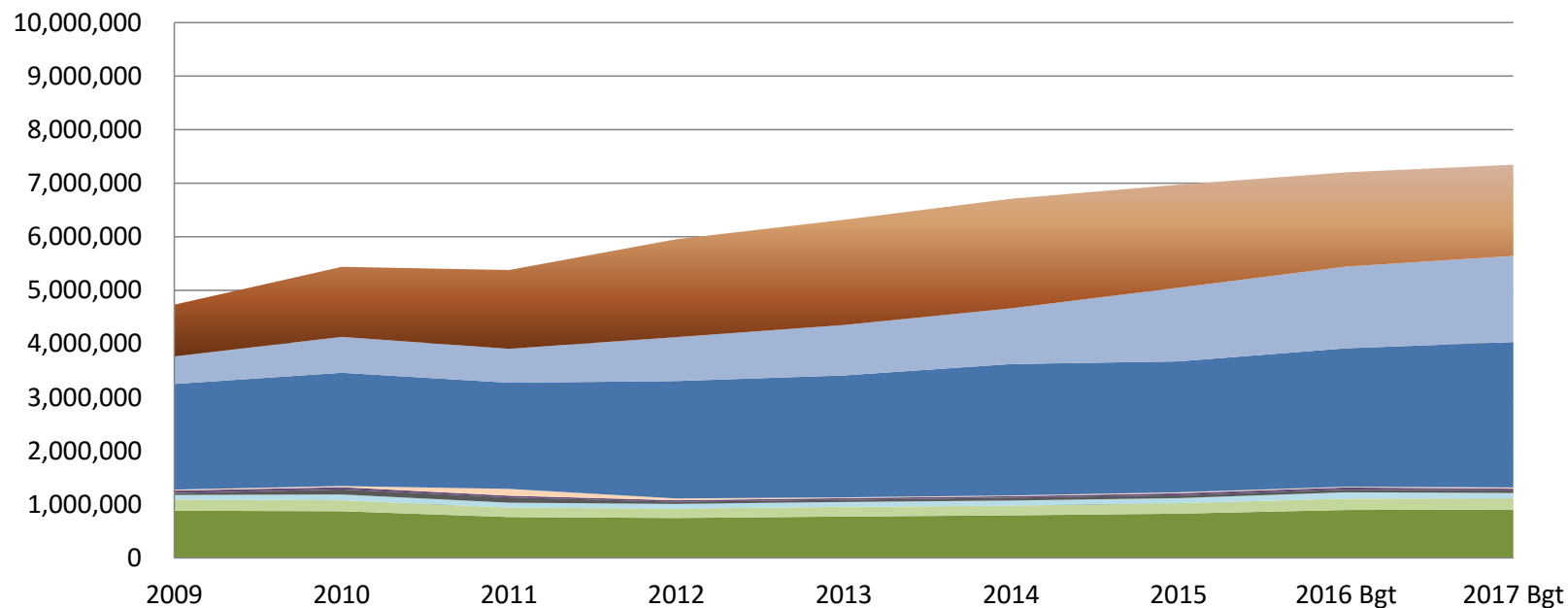


| | 2009 | 2010 | 2011 | 2012 | 2013 | 2014 | 2015 | 2016 Budget | 2017 Budget | Change Since 2009 | |
|-------------------------------------|---------------------|---------------------|---------------------|---------------------|---------------------|---------------------|---------------------|---------------------|---------------------|-------------------|-------------|
| Full-Time | 9,642,144 | 9,208,125 | 7,715,539 | 7,703,173 | 8,021,670 | 8,308,825 | 8,567,405 | 9,085,418 | 9,418,289 | (223,855) | -2.3% |
| Part Time | 3,455,151 | 3,504,311 | 3,201,940 | 3,237,113 | 3,281,212 | 3,320,392 | 3,478,779 | 4,024,053 | 3,980,282 | 525,131 | 15.2% |
| Regular Part Time | 822,138 | 1,069,837 | 1,007,900 | 855,063 | 966,777 | 980,559 | 1,092,127 | 1,062,824 | 813,694 | (8,444) | -1.0% |
| Seasonal | 79,973 | 45,176 | 63,978 | 41,506 | 3,174 | 0 | 0 | 0 | 0 | (79,973) | -100.0% |
| Shift Differential | 17,767 | 15,089 | 15,345 | 15,515 | 15,328 | 17,208 | 16,702 | 15,000 | 16,000 | (1,767) | -9.9% |
| Holiday Worked | 17,642 | 14,473 | 11,103 | 14,288 | 14,456 | 16,275 | 18,394 | 15,000 | 18,000 | 358 | 2.0% |
| Other Payments | 29,917 | 42,922 | 143,575 | 26,948 | 29,749 | 39,878 | 132,971 | 60,000 | 91,000 | 61,083 | 204.2% |
| Overtime | 182,044 | 189,919 | 193,220 | 169,370 | 174,970 | 187,539 | 209,080 | 195,000 | 220,000 | 37,956 | 20.9% |
| Total Salaries & Wages * | \$14,246,776 | \$14,089,854 | \$12,352,600 | \$12,062,976 | \$12,507,336 | \$12,870,676 | \$13,515,458 | \$14,457,295 | \$14,557,265 | \$310,489 | 2.2% |

* 2013 and 2014 include impacts of service restoration funding provided by Erie County; 2014 includes the impact of a 10.3% (\$0.75 per hour) increase in the minimum wage (increasing the Page and Sr. Page wage scales by \$0.50 per hour); 2015 reflects impact of contract settlements and a 9.4% (\$0.75 per hour) increase in the minimum wage (increasing the Page and Sr. Page wage scales by \$0.75 per hour); 2016 reflects impact of contracted colas and a 2.9% (\$0.25 per hour) increase in the minimum wage and 2017 reflects impact of contracted colas and a 7.8% (\$0.70 per hour) increase in the minimum wage. Reductions in vacant part-time positions implemented in 2017 Budget to help offset cost increases. Had the minimum wage not changed, 2017 part-time expense would be below 2009.

Buffalo & Erie County Public Library

Operating Budget* Contractually Obligated Fringe Benefit Trends

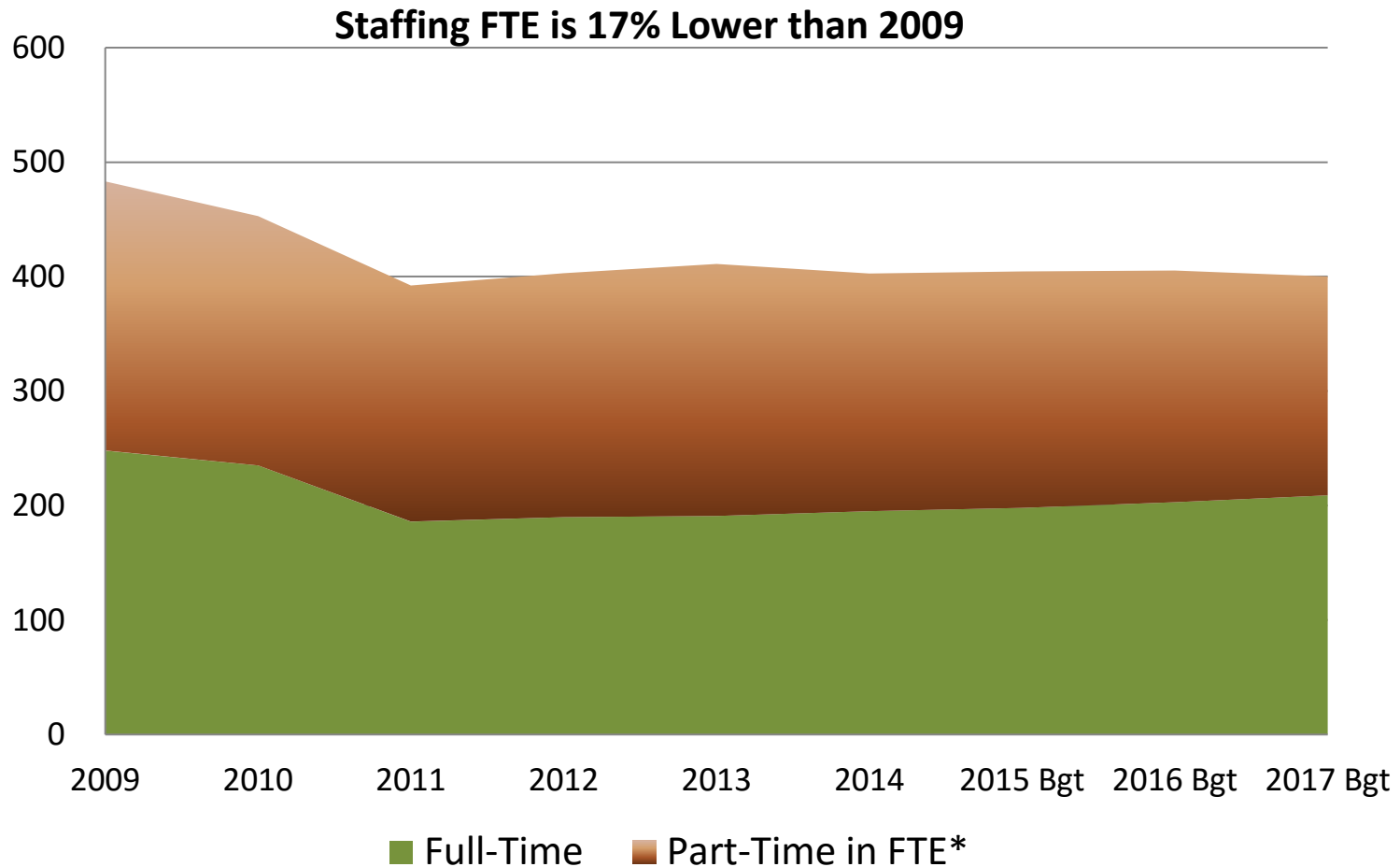


| | 2009 | 2010 | 2011 | 2012 | 2013 | 2014 | 2015 | 2016 Bgt | 2017 Bgt | Change Since 2009 | |
|-------------------------------|--------------------|--------------------|--------------------|--------------------|--------------------|--------------------|--------------------|--------------------|--------------------|--------------------|--------------|
| Employer FICA - Regular | 882,501 | 872,468 | 762,998 | 744,812 | 772,405 | 793,019 | 828,720 | 896,354 | 902,547 | 20,046 | 2.3% |
| Employer FICA - Medicare | 206,393 | 204,071 | 178,441 | 174,961 | 180,718 | 185,439 | 193,920 | 209,672 | 211,067 | 4,674 | 2.3% |
| Employee Health Insurance | 1,973,881 | 2,114,155 | 1,985,500 | 2,192,149 | 2,275,227 | 2,453,384 | 2,443,513 | 2,586,136 | 2,715,691 | 741,810 | 37.6% |
| Dental Plan | 87,444 | 105,989 | 90,139 | 89,660 | 91,848 | 92,236 | 92,900 | 117,436 | 98,636 | 11,192 | 12.8% |
| Workers Compensation | 33,227 | 96,958 | 98,091 | 37,743 | 39,638 | 56,034 | 57,700 | 51,034 | 48,310 | 15,083 | 45.4% |
| Unemployment Insurance | 18,361 | 22,348 | 126,622 | 33,284 | 14,752 | 12,729 | 18,705 | 17,055 | 21,339 | 2,978 | 16.2% |
| Hospital & Medical - Retirees | 514,617 | 670,955 | 630,293 | 821,228 | 942,895 | 1,042,423 | 1,379,176 | 1,522,245 | 1,608,584 | 1,093,967 | 212.6% |
| Health Insurance Waiver | 46,454 | 41,140 | 32,688 | 30,109 | 31,814 | 28,299 | 33,589 | 40,008 | 34,008 | (12,446) | -26.8% |
| Retirement | 966,761 | 1,307,504 | 1,471,613 | 1,830,086 | 1,965,477 | 2,045,598 | 1,925,216 | 1,762,233 | 1,704,743 | 737,982 | 76.3% |
| Undistributed | 0 | 0 | (1,412) | 0 | 0 | 0 | 0 | 3,617 | 25,232 | 25,232 | n/a |
| Total Fringes | \$4,729,638 | \$5,435,589 | \$5,374,973 | \$5,954,032 | \$6,314,773 | \$6,709,162 | \$6,973,438 | \$7,205,790 | \$7,370,157 | \$2,640,519 | 55.8% |

* Excludes grant funded positions; 2013 and 2014 include impacts of service restoration funding provided by Erie County. 2014 includes the impact to FICA of a 10.3% (\$0.75 per hour) increase in the minimum wage (increasing the Page and Sr. Page wage scales by \$0.50 per hour). 2015, 2016 and 2017 reflect impact of contract settlement provisions providing for employee contributions towards health insurance costs; moderating NYS Retirement employer contribution rates for all Tiers; a continued turnover related shift in the employee base towards the new, lower cost NYS retirement Tier 6; and the impact to FICA of 2015's 9.4% (\$0.75 per hour) 2016's 2.9% (\$0.25 per hour) and 2017's 7.8% (\$0.70 per hour) increase in the minimum wage (increasing the Page and Sr. Page wage scales respectively).

Buffalo & Erie County Public Library

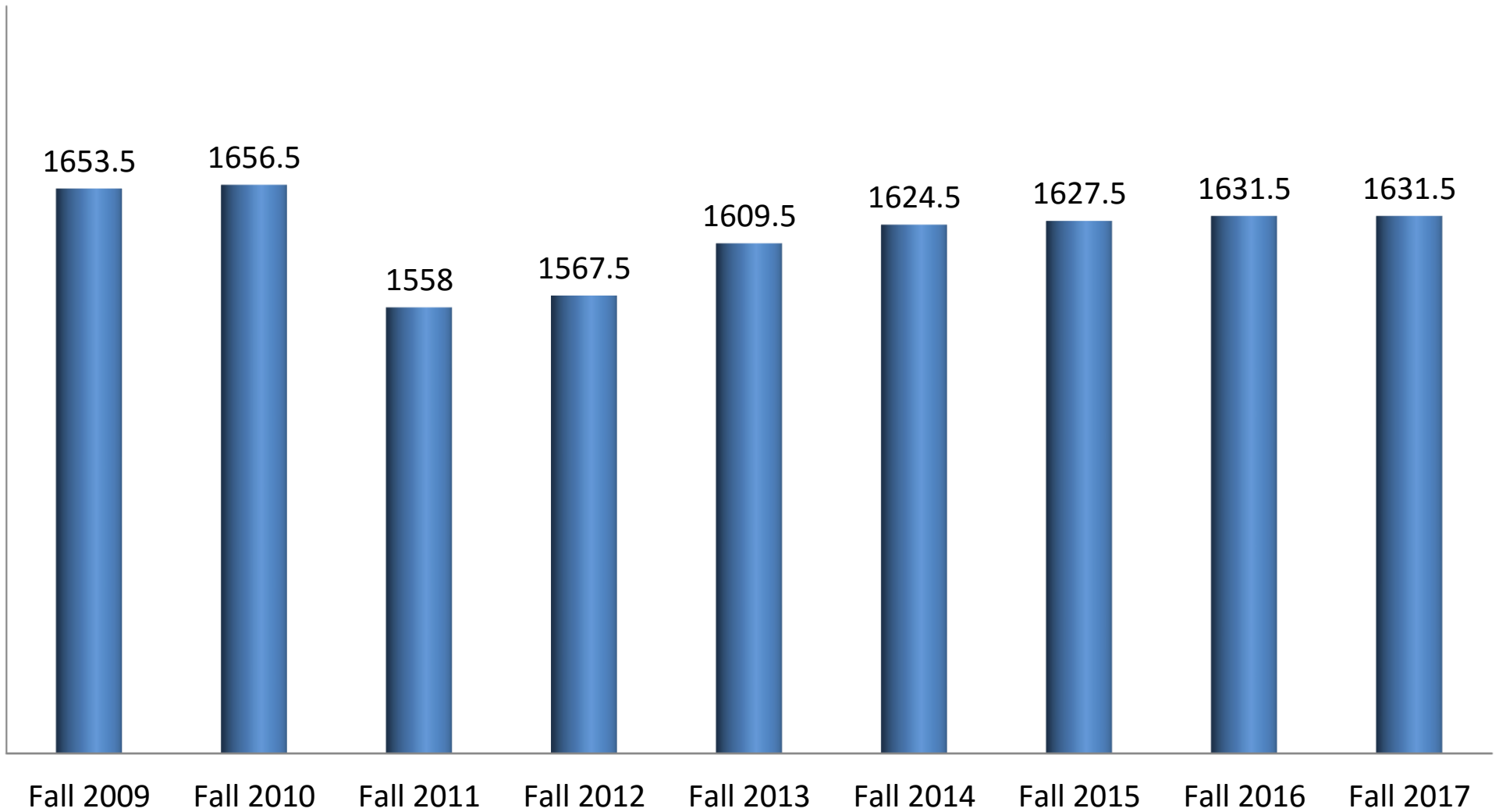
Staffing Trends in Full-Time Equivalents (FTEs)



| Operating & Grants | 2009 | 2010 | 2011 | 2012 | 2013 | 2014 | 2015 Bgt | 2016 Bgt | 2017 Bgt | Change Since 2009 |
|--------------------|------------|------------|------------|------------|------------|------------|------------|------------|------------|-------------------|
| Full-Time | 248 | 235 | 186 | 190 | 191 | 195 | 198 | 203 | 209 | (39) -16% |
| Part-Time in FTE* | 235 | 218 | 206 | 213 | 220 | 208 | 207 | 202 | 191 | (44) -19% |
| Total FTE | 483 | 453 | 392 | 403 | 411 | 403 | 405 | 405 | 400 | (83) -17% |

* Includes positions that are Regular Part-time (20 or more hours/week) and Part-time (19 or fewer hours per week).

Weekly Open Hours Trends

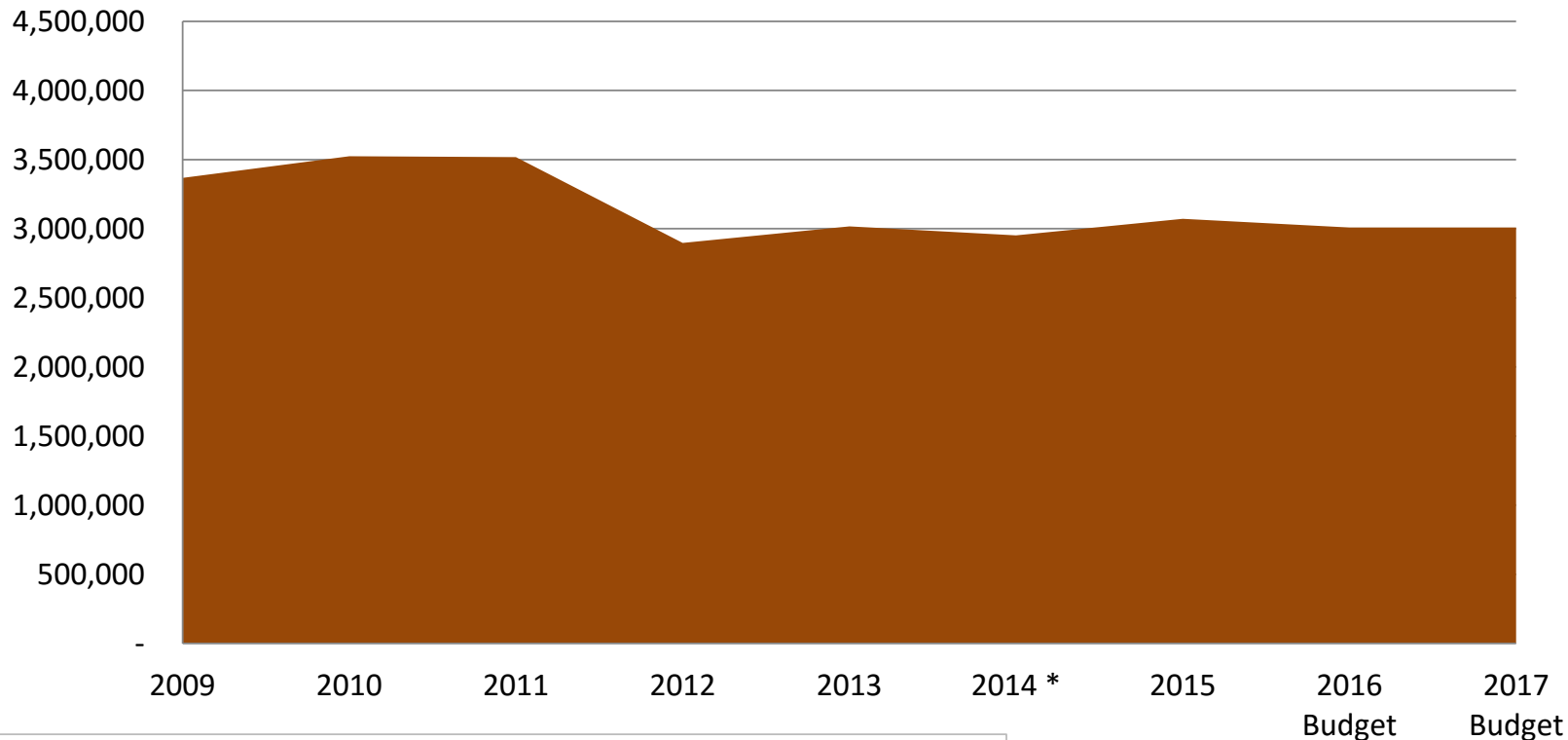


Weekly open hours (school year), total for 37 locations spread across Erie County's 1,043 square miles .

Buffalo & Erie County Public Library

Library Materials Funding for Purchase of New Books, Media, and Downloadables/Streaming (e-Books/Audio Books, Music, and Video)

■ Library Materials - Operating Budget



* 2014 reduction principally due to implementing electronic access for providing mandated legal reference material to the Correctional Facility and Holding Center. As materials costs for these facilities are fully reimbursed by the County, there is no impact on general library operations from this change.

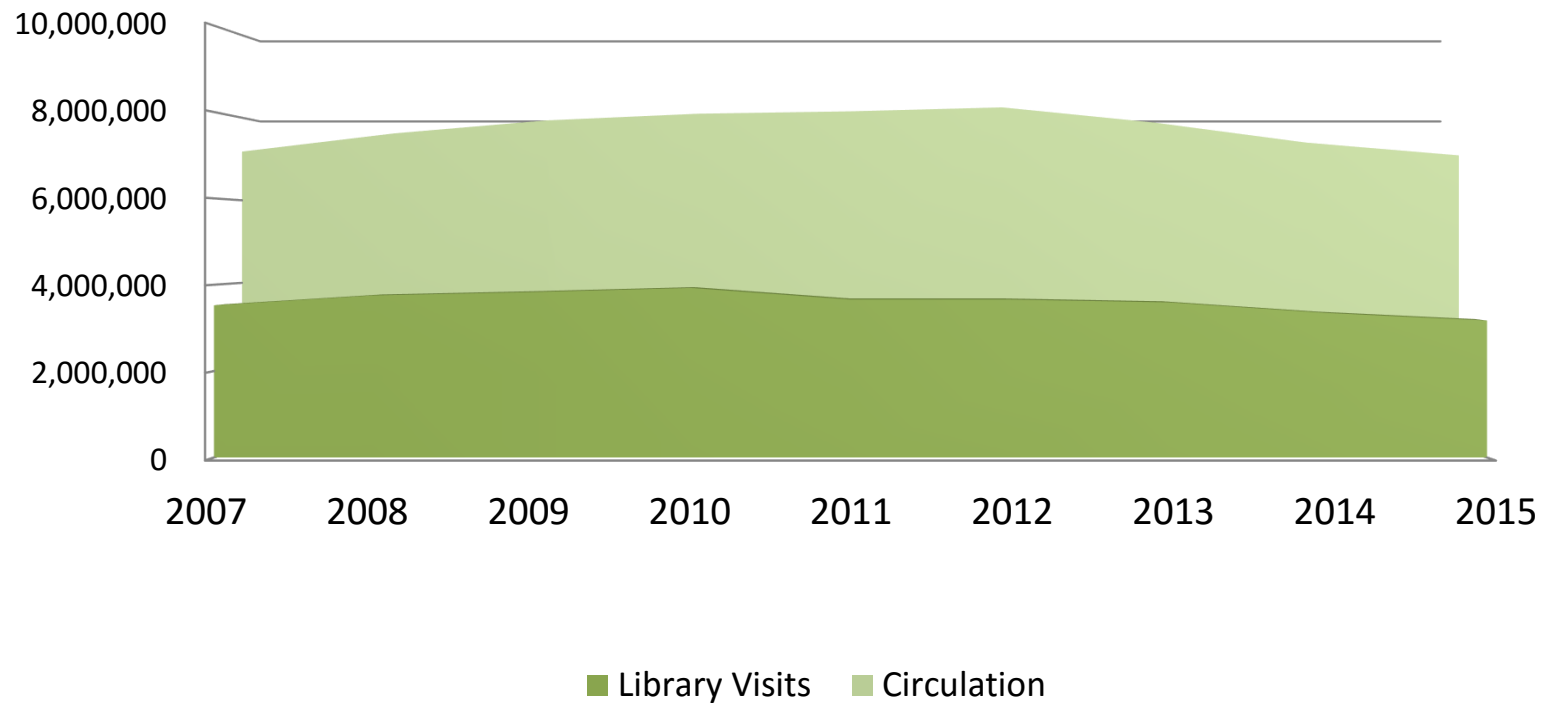
| | 2009 | 2010 | 2011 | 2012 | 2013 | 2014 * | 2015 | 2016 Budget | 2017 Budget | Change Since 2009 |
|--------------------------------------|-----------|-----------|-----------|-----------|-----------|-----------|-----------|-------------|-------------|-------------------|
| Library Materials - Operating Budget | 3,368,707 | 3,524,441 | 3,519,006 | 2,897,627 | 3,016,647 | 2,952,662 | 3,070,904 | 3,009,000 | 3,009,000 | (359,707) -11% |

Buffalo & Erie County Public Library

Demand for Library Services Continues

Libraries Help People Cope, Find Jobs and Recover from Recessions

Library Visits and Circulation



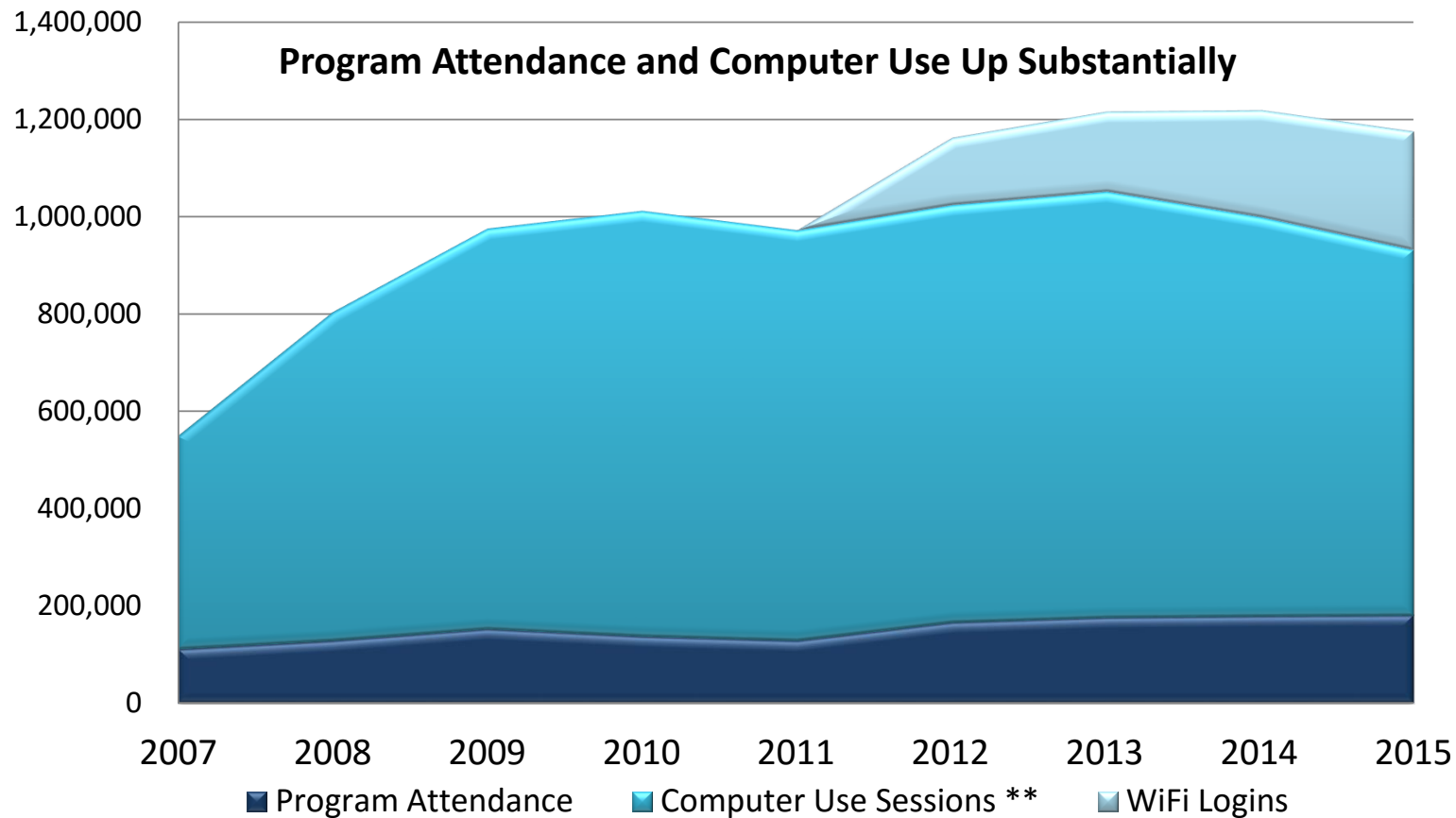
| | 2007 | 2008 | 2009 | 2010 | 2011 | 2012 | 2013 | 2014 | 2015 | Change Since 2007 * |
|----------------|-----------|-----------|-----------|-----------|-----------|-----------|-----------|-----------|-----------|---------------------|
| Library Visits | 3,523,470 | 3,751,907 | 3,830,507 | 3,925,449 | 3,657,908 | 3,657,813 | 3,591,514 | 3,345,904 | 3,170,749 | (352,721) -10% |
| Circulation | 7,179,351 | 7,619,902 | 7,934,257 | 8,097,152 | 8,154,384 | 8,250,880 | 7,882,989 | 7,397,296 | 7,088,133 | (91,218) -1% |

* The recession began in December, 2007

Buffalo & Erie County Public Library

Demand for Library Services Continues

Libraries Help People Cope, Find Jobs and Recover from Recessions

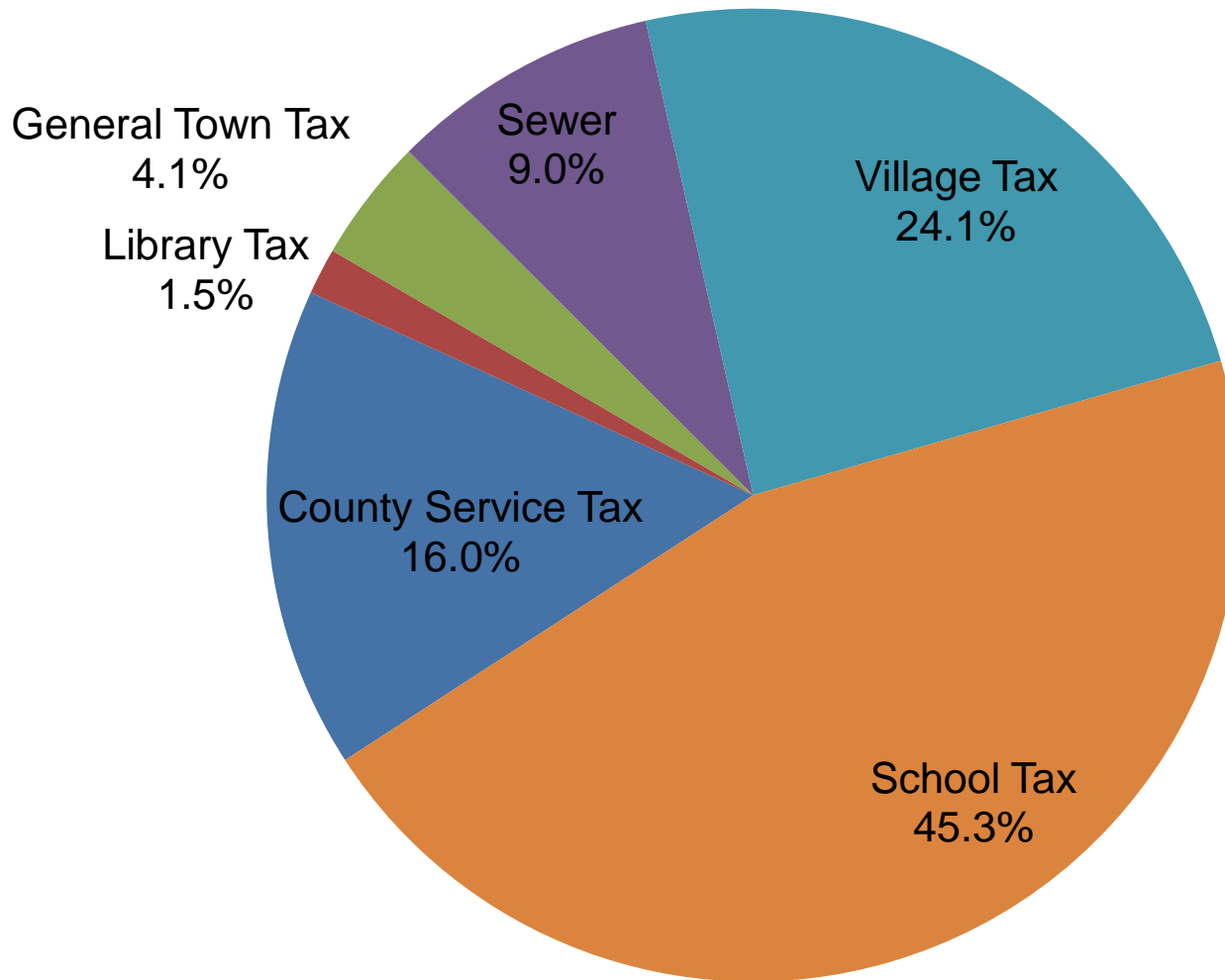


| | 2007 | 2008 | 2009 | 2010 | 2011 | 2012 | 2013 | 2014 | 2015 | Change Since 2007 * | |
|-----------------------|---------|---------|---------|---------|---------|---------|---------|---------|---------|---------------------|-----|
| Program Attendance | 111,058 | 128,247 | 152,600 | 137,533 | 128,623 | 165,635 | 176,182 | 178,699 | 180,290 | 69,232 | 62% |
| WiFi Logins | | | | | | 137,940 | 163,860 | 219,239 | 242,650 | | |
| Computer Use Sessions | 438,352 | 675,312 | 822,333 | 873,471 | 842,769 | 857,828 | 874,817 | 819,788 | 751,181 | 312,829 | 71% |

* The recession began in December, 2007

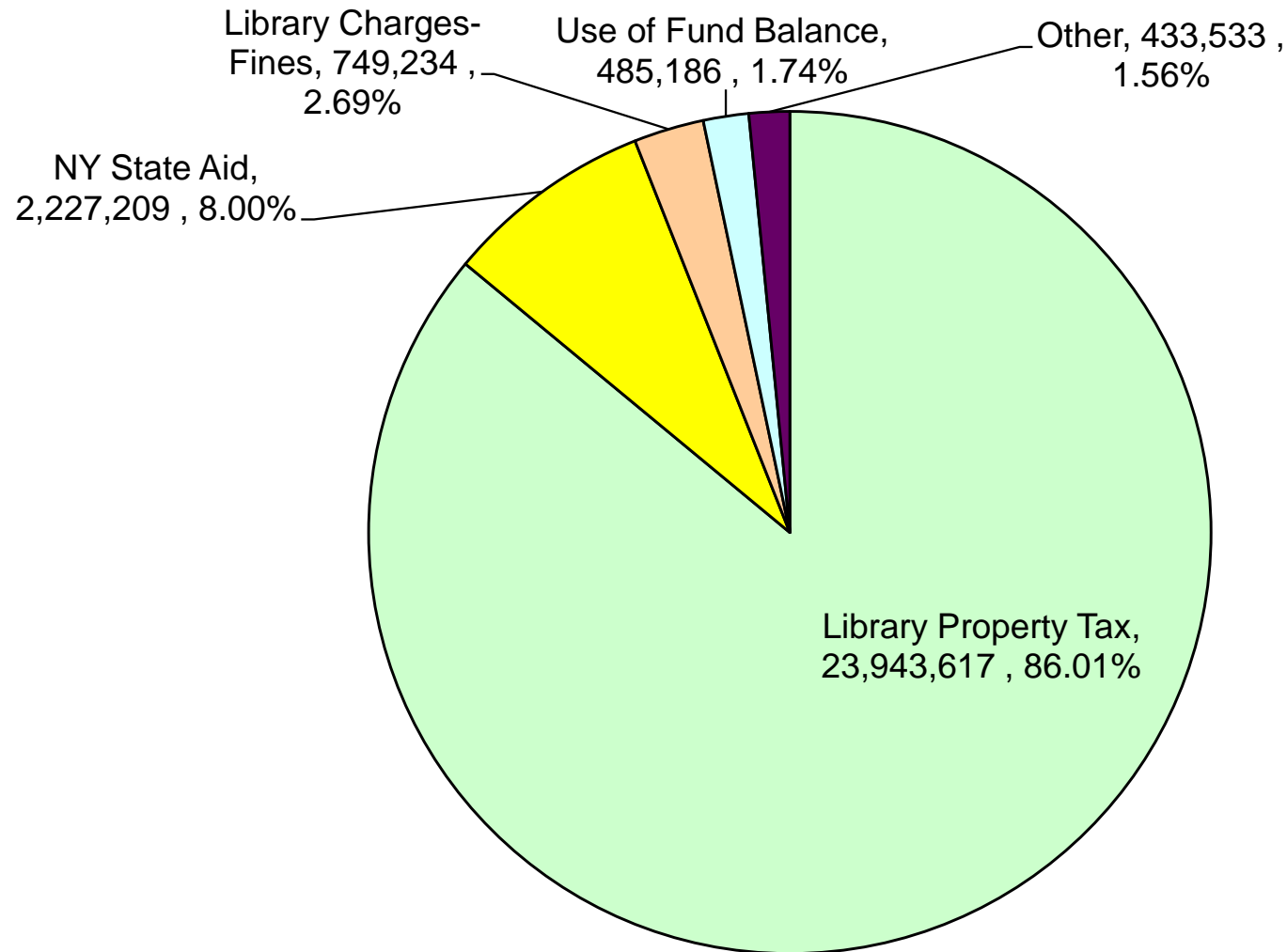
** Computer use sessions using library computers only.
Patrons also heavily use free WiFi at all libraries, WiFi statistic counts began in 2012.

The Library's Share of a Typical Property Owner's Taxes is Very Small



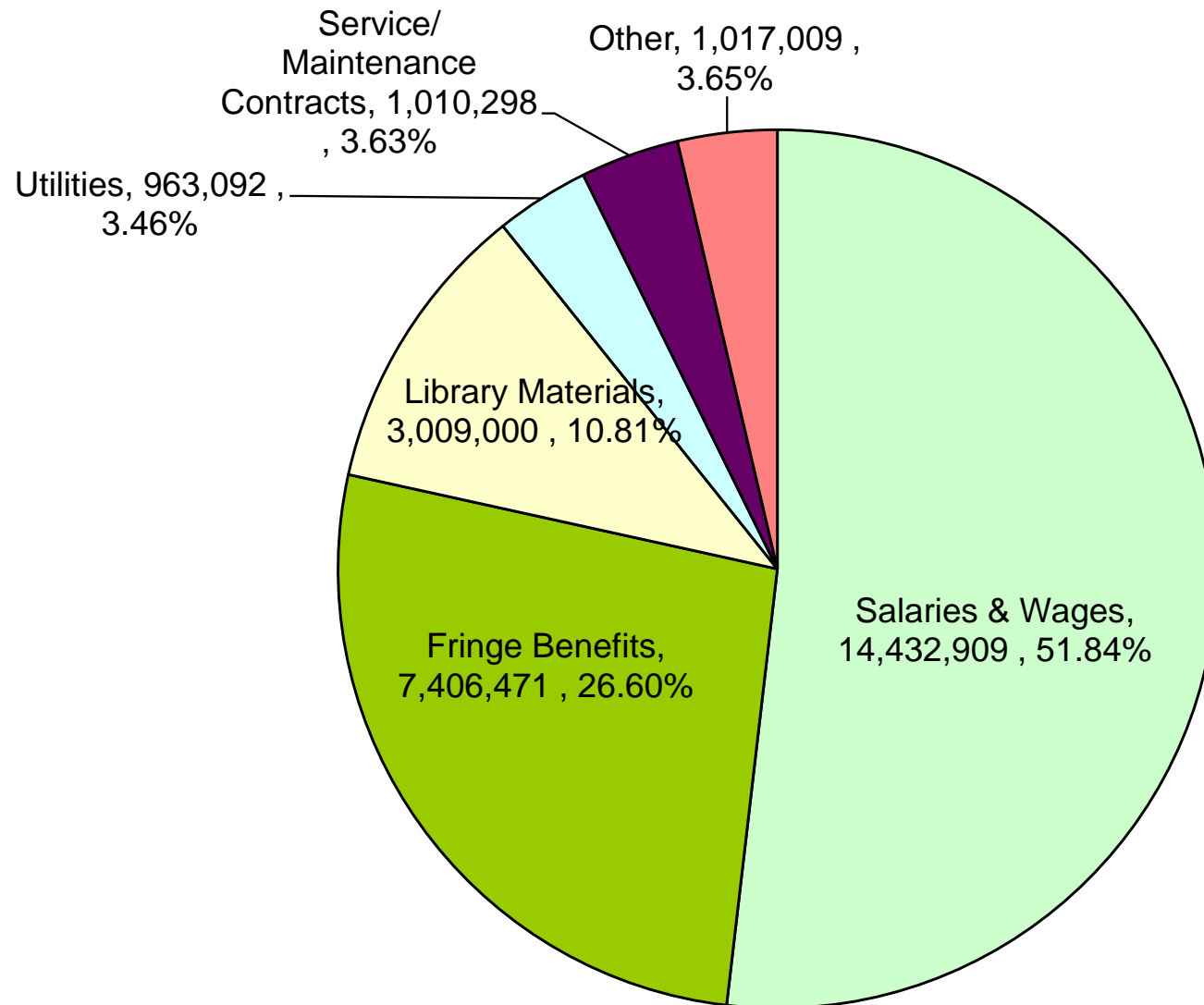
A Sample Erie County Village Property Owner 2016 Property Taxes. Percentages will vary from village to village and town to town.
In the City of Buffalo, the City tax takes the place of town, village and school taxes.

Where the Funding Comes From



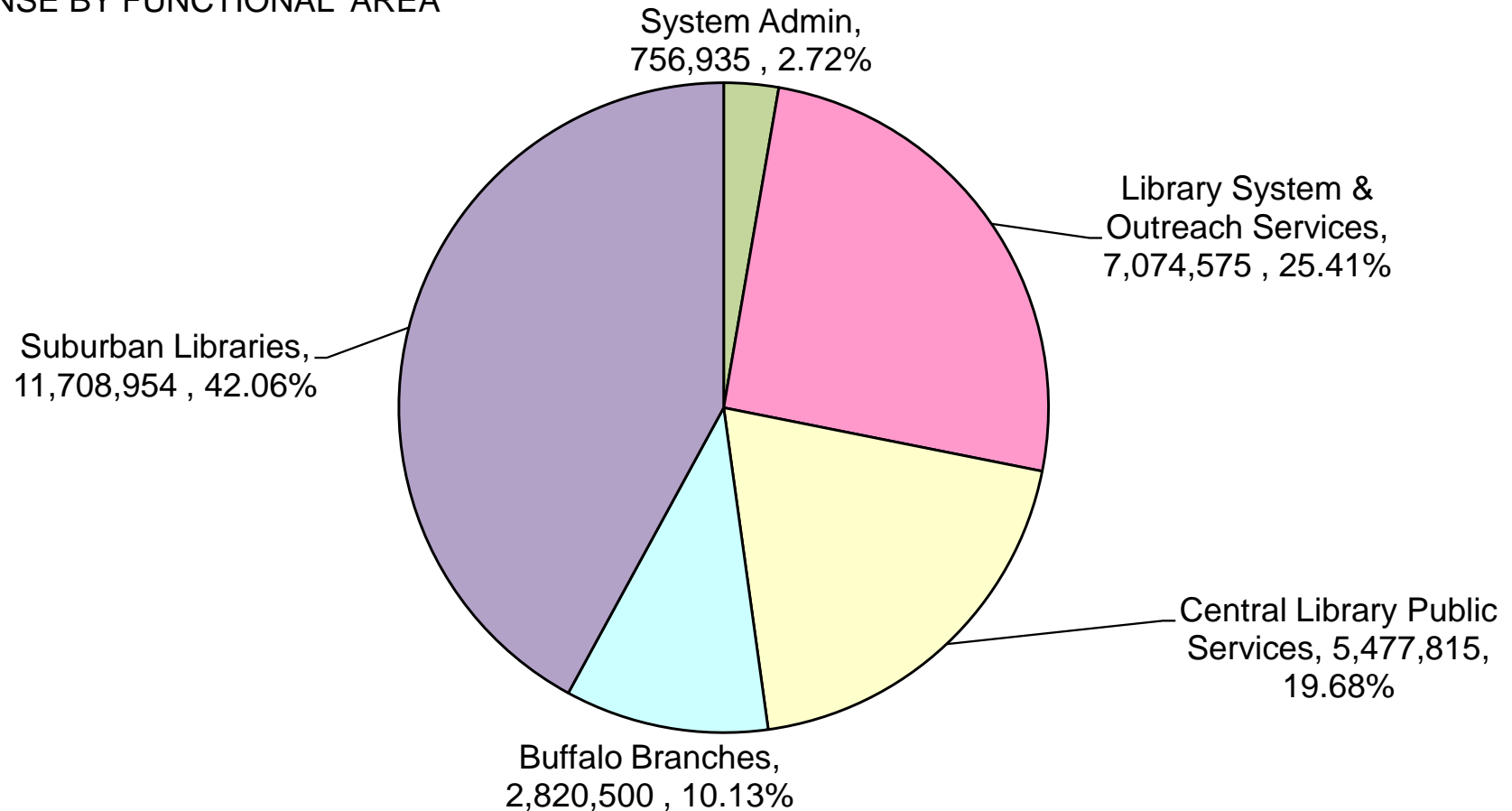
| | |
|---|---------------------|
| B&ECPL 2017 TOTAL OPERATING REVENUE IN COUNTY SAP FINANCIAL SYSTEM | \$27,550,344 |
| Adjustment for suburban library net directly collected revenue | 288,435 |
| B&ECPL 2017 BUDGET TOTAL SYSTEM NET OPERATING REVENUE | \$27,838,779 |

Where the Funding Goes



Where the Funding Goes

EXPENSE BY FUNCTIONAL AREA



| | |
|--|---------------------|
| B&ECPL 2017 BUDGET OPERATING EXPENSE IN COUNTY SAP FINANCIAL SYSTEM | \$27,550,344 |
|--|---------------------|

| | |
|---|---------|
| Adjustment for suburban library expense supported by directly collected revenue | 288,435 |
|---|---------|

| | |
|--|---------------------|
| B&ECPL 2016 BUDGET TOTAL SYSTEM NET OPERATING EXPENSE | \$27,838,779 |
|--|---------------------|

Buffalo and Erie County Public Library

Peer Institution Comparison Data 2016 PLDS Survey

Summary

Compared to library systems serving similar sized populations the B&ECPL is a Bargain

Provides Service at Low Cost

Operating expenditures are in the lowest third (Rank: 15th out of 20)

Expenditures per capita are in the lowest third (Rank: 15th out of 20)

Average cost per open hour is the lowest quarter (Rank: 18th out of 20)

Covers a Larger Service Area With Smaller Branches

B&ECPL's service area, 1,043 square miles, is near the top of the group (Rank: 4th out of 20)

While the number of branches, 36, is second (Rank: tied for 2nd out of 20),

The branch average size in square ft., 9,145, is in the lowest quarter (Rank: 18th out of 20)

Funding and Facility Size Constraints Impact Ability to Provide Services

Circulation is in the lower half (Rank: 12th out of 20)

Visits to library buildings are also in the lower half (Rank: 16th out of 20)

Total number of programs offered are in the upper half (Rank: 10th out of 20)

Total program attendance is in the lower half (Rank: 15th out of 20)

Visits to the library's website is in the upper half (Rank: 7th out of 20)

Buffalo and Erie County Public Library
Peer Institution Comparison Data 2016 PLDS Survey
Sorted by Population of Legal Service Area

| Population of legal service area | Library name | State / Province | City | Square miles of legal service area | Number of branches | Branch Average Sq. Ft. | Operating Costs per Open Hour | Library Materials % of Total Operating Expense | Total operating expense | Total Operating Expense Per Capita | Total annual circulation | Total annual number of library visits | Total annual number of programs | Total annual program attendance | Annual number of visits to the library's website |
|----------------------------------|---|------------------|-----------------|------------------------------------|--------------------|------------------------|-------------------------------|--|-------------------------|------------------------------------|--------------------------|---------------------------------------|---------------------------------|---------------------------------|--|
| 995,525 | Contra Costa County Library (CA) | CA | Pleasant Hill | 720 | 26 | 9,998 | \$376 | 19.78% | \$27,649,089 | \$27.77 | 6,548,953 | 3,768,045 | 10,437 | 274,421 | 3,152,399 |
| 991,867 | Charlotte Mecklenburg Library | NC | Charlotte | 526 | 19 | 28,360 | \$712 | 9.42% | \$36,720,586 | \$37.02 | 6,110,130 | 3,250,185 | 22,012 | 354,850 | 22,991,002 |
| 971,777 | Montgomery County Dept. of Public Librari | MD | Rockville | 507 | 21 | 12,327 | \$621 | 4.44% | \$36,425,141 | \$37.48 | 9,981,949 | 4,649,574 | 8,312 | 218,957 | 3,367,280 |
| 951,727 | Ottawa Public Library | ON | Ottawa | 1,080 | 32 | 15,541 | \$868 | 10.38% | \$46,585,371 | \$48.95 | 9,576,196 | 4,800,900 | 12,120 | 235,998 | 15,288,991 |
| 947,253 | Palm Beach County Library System | FL | West Palm Beach | 1,828 | 16 | 20,841 | \$528 | 11.70% | \$42,317,086 | \$44.67 | 7,605,867 | 5,890,356 | 10,275 | 264,265 | 10,890,076 |
| 938,035 | Fresno County Public Library | CA | Fresno | 4,999 | 36 | 7,736 | \$230 | 9.47% | \$25,470,301 | \$27.15 | 4,174,977 | 3,440,216 | 5,059 | 138,850 | 3,227,852 |
| 919,040 | Buffalo & Erie County Public Library | NY | Buffalo | 1,043 | 36 | 9,145 | \$355 | 10.95% | \$27,961,339 | \$30.42 | 7,088,133 | 3,170,749 | 10,770 | 180,290 | 9,719,461 |
| 897,698 | Jacksonville Public Library | FL | Jacksonville | 841 | 20 | 16,505 | \$606 | 21.12% | \$31,686,319 | \$35.30 | 5,913,850 | 3,366,944 | 10,924 | 177,977 | 3,097,963 |
| 895,000 | Edmonton Public Library | AB | Edmonton | 270 | 19 | 23,384 | \$1,309 | 4.68% | \$55,206,448 | \$61.68 | 9,114,148 | 5,792,615 | 16,175 | 421,663 | 8,980,915 |
| 894,928 | Gwinnett County Public Library | GA | Lawrenceville | 437 | 15 | 52,336 | \$419 | 18.25% | \$18,817,579 | \$21.03 | 5,535,007 | 2,585,148 | 4,405 | 212,940 | 1,999,335 |
| 890,081 | Prince George's County Memorial Library | MD | Largo | 488 | 19 | 12,268 | \$431 | 37.86% | \$23,068,875 | \$25.92 | 4,976,277 | 2,832,627 | 6,590 | 139,223 | 12,943,432 |
| 888,204 | Austin Public Library | TX | Austin | 274 | 21 | 12,662 | \$559 | 18.31% | \$37,180,767 | \$41.86 | 5,572,268 | 3,143,375 | 6,418 | 178,464 | 6,046,067 |
| 877,389 | Indianapolis-Marion County Public Library | IN | Indianapolis | 380 | 22 | 13,596 | \$554 | 17.15% | \$40,546,461 | \$46.21 | 16,178,837 | 4,023,092 | 12,116 | 338,777 | 11,185,394 |
| 859,505 | Columbus Metropolitan Library | OH | Columbus | 343 | 22 | 10,909 | \$1,501 | 3.38% | \$58,548,552 | \$68.12 | 17,262,267 | 5,010,356 | 12,064 | 236,365 | 8,030,062 |
| 859,148 | Saint Louis County Library District | MO | St. Louis | 460 | 19 | 18,457 | \$593 | 16.54% | \$43,694,656 | \$50.86 | 12,935,635 | 5,124,202 | 25,864 | 592,340 | 7,451,598 |
| 852,036 | Salt Lake County Library System | UT | West Jordan | 701 | 20 | 12,196 | \$667 | 8.57% | \$36,820,658 | \$43.21 | 15,354,704 | 3,853,980 | 9,138 | 404,273 | 23,324,989 |
| 845,602 | San Francisco Public Library | CA | San Francisco | 48 | 27 | 8,267 | \$2,777 | 1.33% | \$109,757,181 | \$129.80 | 10,670,184 | 6,730,268 | 15,809 | 455,727 | 5,632,864 |
| 829,986 | Memphis/Shelby County Pub. Lib. & Info. C | TN | Memphis | 659 | 17 | 13,390 | \$243 | 67.13% | \$16,777,093 | \$20.21 | 1,435,384 | 2,233,806 | 2,992 | 66,677 | 2,906,997 |
| 817,456 | Baltimore County Public Library | MD | Towson | 682 | 19 | 20,473 | \$604 | 17.46% | \$43,417,741 | \$53.11 | 11,212,886 | 4,686,746 | 8,596 | 260,071 | 5,051,267 |
| 802,374 | Cincinnati and Hamilton County PL | OH | Cincinnati | 414 | 40 | 9,205 | \$511 | 15.79% | \$53,915,708 | \$67.20 | 18,771,227 | 6,490,640 | 17,098 | 426,427 | 8,713,192 |

Columns in blue highlight are calculations

Notes re 21 Libraries - B&ECPL and Comparables:

| | | B&ECPL Rank: 4th out of 20 | B&ECPL Rank: tied 2nd of 20 | B&ECPL Rank: 18th out of 20 | B&ECPL Rank: 18th out of 20 | B&ECPL Rank: 12th out of 20 | B&ECPL Rank: 15th out of 20 | B&ECPL Rank: 15th out of 20 | B&ECPL Rank: 12th out of 20 | B&ECPL Rank: 16th out of 20 | B&ECPL Rank: 10th out of 20 | B&ECPL Rank: 15th out of 20 | B&ECPL Rank: 7th out of 20 |
|---------|---|----------------------------|-----------------------------|-----------------------------|-----------------------------|-----------------------------|-----------------------------|-----------------------------|-----------------------------|-----------------------------|-----------------------------|-----------------------------|----------------------------|
| 919,040 | Buffalo & Erie County Public Library - [NY] | 1,043 | 36 | 9,145 | \$355 | 10.95% | \$27,961,339 | \$30.42 | 7,088,133 | 3,170,749 | 10,770 | 180,290 | 9,719,461 |
| 892,505 | Median for Reporting Group | 517 | 21 | 13,026 | \$576 | 13.74% | \$37,000,713 | \$42.54 | 8,360,008 | 3,938,536 | 10,604 | 248,218 | 7,740,830 |
| 896,232 | Average for Reporting Group | 835 | 23 | 16,380 | \$723 | 16.18% | \$40,628,348 | \$45.90 | 9,300,944 | 4,242,191 | 11,359 | 278,928 | 8,700,057 |

Your Buffalo & Erie County Public Libraries add to the quality of life in our great community. On an average day, 11,244 people use one of the 37 branches of the Library System. That accounts for more than 3.15 million visits in 2016.

Libraries are important; they bring people and ideas together and are unique in their offerings. Libraries help to bridge the divide between those who have access to information and those who do not. With a free library card, residents of Erie County have free access to more than 3.4 million resources and reference materials including books, magazines, newspapers, e-content, DVDs, videos and more. The library website (www.BuffaloLib.org) and free WiFi provide 24/7 access to a world of exciting information.

The enclosed information quantifies the value of just a few of the FREE library services available to all.

For every
\$1
funded,
the Buffalo & Erie County
Public Library returns
a
minimum
of **\$5.47**
in services

Dollar value of your library services



\$67,872,404

Materials Borrowed

+

\$8,462,280

Computer Use

+

\$5,788,300

WiFi Use

+

\$191,586

Technology Class Attendees

+

\$1,728,803

Program Attendees

+

\$5,433,045

Reference Questions

+

\$48,480

Interlibrary Loans

+

\$38,854,425

Online Database Downloads

\$128,379,323

Total Retail Value of Library Services

÷

\$23,474,134

2016 Library Tax/Erie County Funding

=

**\$5.47
in services**

Q: How much money did Erie County residents save in 2016 by using Library services?

Borrower Savings

A: Over \$67,872,404!

6,835,086 x \$9.93 = **\$67,872,404**
Total circulation Estimated retail value Total savings

Computer Use

A: Over \$8,462,280!

705,190 x \$12/hr = **\$8,462,280**
Computer sessions Estimated retail cost to reserve a computer Total savings

WiFi Use

A: Over 5,788,300!

826,900 x \$7 = **\$5,788,300**
WiFi sessions per session Total savings

Technology Class Attendees

A: Over \$191,586!

2,589 x \$74 = **\$191,586**
Training attendees Estimated 2-hour retail cost Total savings

Program Attendees

A: Over \$1,728,803!

98,442 + 100,271 = **198,713**
Adult attendees Children/teen attendees Total attendees

198,713 x \$8.70 = **\$1,728,803**
Attendees Estimated retail cost Total savings

Reference Questions

A: Over \$5,433,045!

362,203 x \$15 = **\$5,433,045**
Questions Estimated retail value Total savings

Interlibrary Loan

A: Over \$48,480!

1,616 x \$30 = **\$48,480**
Requests per item estimated retail value Total savings

Online Database Downloads

A: Over \$38,854,425!

Total # of articles 2,590,295

Estimated retail value x \$15
to access articles online

Total savings = \$38,854,425

Estimated Retail Value of items for this sheet are from the Maine State Library: <http://www.maine.gov/msl/services/calexplantation.htm>, with the exception of:

- 1) Books, audio books and eBooks borrowed: Based upon average price of each category of top 5 titles from NY Times best sellers for 2/4/2017
- 2) Music downloaded: Estimated Retail Value for Apple iTunes Store: \$.69, \$.99 and \$1.29 each
- 3) Videos borrowed: 2-night Redbox rental (movies borrowed from the library are free for 7 days)
- 4) CDs borrowed: Average price of Billboard's 5 albums of 2016 from Amazon, Target and Walmart
- 5) WiFi session: Compared to Boingo.com \$7 per hour; similar cost to purchase item at coffee shop, etc. while using WiFi
- 6) Online databases: Average cost to obtain a copy of full text article from database site. For those online resources that provide full text articles, average cost is \$15. In many cases only citation is available. (Elsevier, Jstor)
- 7) Programs attended: Compared to the cost of an afternoon matinee at Regal Cinema - Elmwood Center, Buffalo, NY

This worksheet has been adapted from the original downloadable spreadsheet by the Massachusetts Library Association and then adapted for the web by Chelmsford Public Library and Maine State Library.