

BOARD OF TRUSTEES
BUFFALO & ERIE COUNTY PUBLIC LIBRARY
MEETING DATE: December 16, 2021

AGENDA ITEM NUMBER: E.2.b.

RESOLUTION: 2021-41
Adoption of 2022 Budget

BACKGROUND:

On December 2, the Erie County Legislature adopted a 2022 County Budget with amendments. The Legislature-approved amendments did not change the County Executive's 2022 Proposed Budget allocation for the Library Fund.

The 2022 Operating and Grants Budget sustains library operations and services. Further, it incorporates the impacts of contractually obligated costs related to current labor agreements, a New York State minimum wage increase, and those approved for unrepresented and managerial/confidential employees via previous Board Resolutions. Current agreements provide for modest wage adjustments as well as employee contributions towards the cost of health care and provisions limiting the employer share of both active and retiree health care costs over the longer term. In adopting this budget, the Library Board changes the use of fund balance, increasing it by \$650,000: \$400,000 to support non-recurring expense related to accelerating public and staff computer replacements to better position the library to transition to Windows 11 and \$250,000 to fund transition costs to new digital content services. This use applies savings achieved in 2021 that fall to Library fund balance. With this change, the Library's overall operating budget, including State Aid and library revenue, increases 3.2% from 2021's \$29,345,916 to \$30,291,713 in 2022. Including grants, which are estimated to increase by 10.8%, the combined total increase is 3.4% from 2021's \$29,952,425 to \$30,963,591 in 2022.

While not part of the Library's operating budget, the County's Capital Budget provides: \$500,000 in County funding towards Central Library interior and exterior building component needs and \$90,000 for shipping and maintenance vehicle replacements.

Resolution 2021-41, *2022 Budget in Brief Charts* and *2022 Budget Operating and Grants by Line Item* documents are included for your review and action.

ACTION REQUIRED:

Motion to approve Resolution 2021-41.

RESOLUTION 2021-41

WHEREAS, on December 2, the Erie County Legislature finalized the County's 2022 Budget allocation for the Library, and

WHEREAS, the County's enacted budget provides a 2.0% increase in County Library Tax funding from 2021's \$25,917,341 to \$26,435,688, and

WHEREAS, since this increase is less than the anticipated 5% growth in the tax base, the Library portion of the average County Property Tax rate per \$1,000 of equalized full market value will decrease, and

WHEREAS, this funding will allow the Buffalo & Erie County Public Library (B&ECPL) to sustain evolving operations as it continues to cope with the impacts of the COVID-19 pandemic, and

WHEREAS, it allows the B&ECPL to meet its obligations under settled bargaining unit agreements, which provide modest wage adjustments as well as employee contributions towards the cost of health care and provisions lowering the employer share of both active and retiree health care costs over the longer term, and

WHEREAS, the Board of Trustees expresses its appreciation to the County Executive for recommending the funding and to the County Legislature in approving the recommended funding, and

WHEREAS, strong public support for the B&ECPL reinforces both the continuing need for basic library services as well as the need to adjust services to increase virtual programming and content to be responsive during the pandemic, and

WHEREAS, the Board of Trustees of the Buffalo & Erie County Public Library wishes to gratefully acknowledge the support of the public, the Erie County Executive, and the Erie County Legislature, now therefore be it

RESOLVED, that the Board of Trustees of the Buffalo & Erie County Public Library adopts the 2022 Budget, utilizing the following sources to provide library services in 2022:

\$26,435,688 – County Property Tax for Library Purposes

\$ 2,194,286 – New York State Aid – Operating Budget

\$ 1,353,642 – Use of Fund Balance

\$ 308,097 – Library Fines, Fees and Other Revenue

\$30,291,713 – Total Operating Budget

\$ 671,878 – Library Grants Budget

\$30,963,591 – Combined Operating and Grants Budget, further detailed in the *2022 Budget in Brief Charts* and the accompanying *2022 Budget Operating and Grants by Line Item* document, and be it finally

RESOLVED, that the budget documents and schedules be promptly posted on the Library's website and the Interim Library Director or her designee(s) are authorized to execute all needed forms and accounting entries to implement this budget promptly.

Approved unanimously at a meeting of the Board of Trustees
of the Buffalo & Erie County Public Library
on December 16, 2021.

This Page Intentionally Blank



2022 Budget in Brief Charts
Pursuant to B&ECPL Board of Trustees Resolution 2021-41
December 16, 2021

This Page Intentionally Blank

Buffalo & Erie County Public Library

2022 Budget Change vs 2021

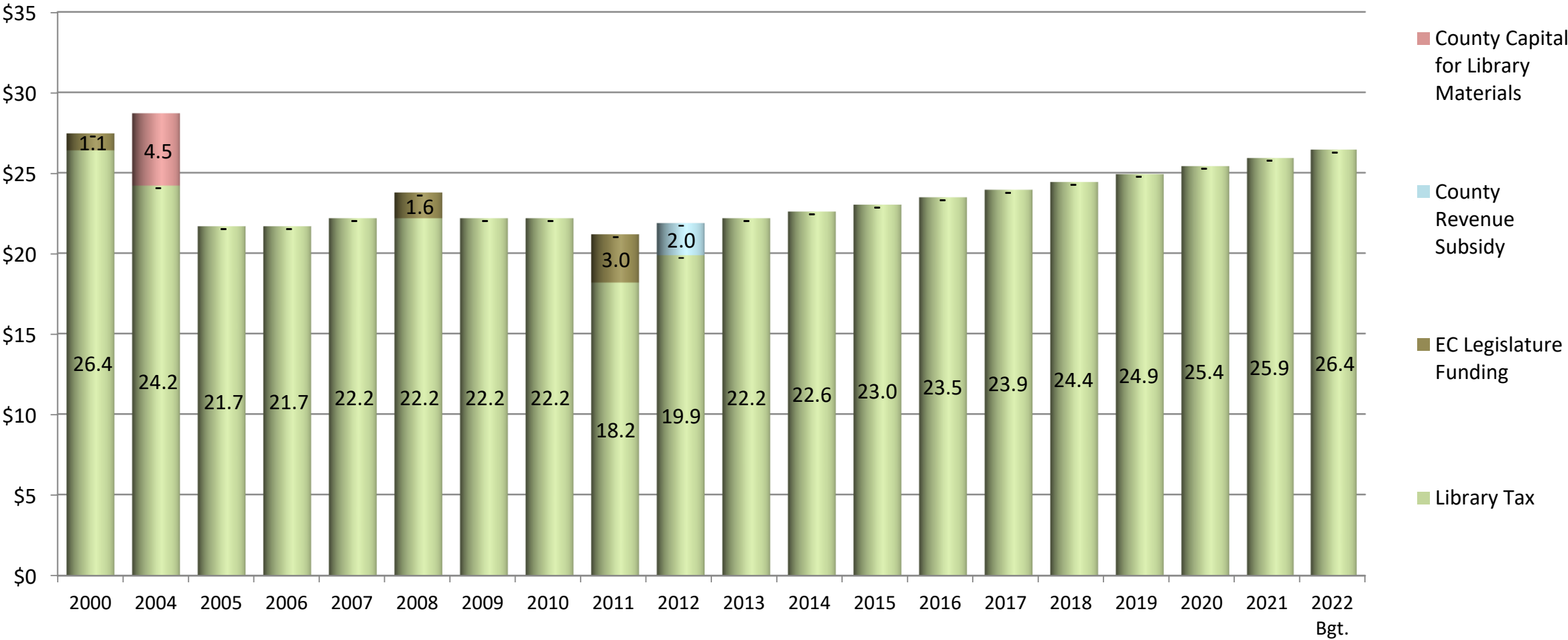
	2021 Budget	2022 Budget	Change	
OPERATING BUDGET				
Revenue				
Library Real Property Tax	\$25,917,341	\$26,435,688	\$518,347	2.0%
NY State Aid	\$1,973,916	\$2,194,286	\$220,370	11.2%
Use of Fund Balance	\$881,500	\$1,353,642	\$472,142	53.6%
All Other	\$573,159	\$308,097	(\$265,062)	-46.2%
Total Revenue	\$29,345,916	\$30,291,713	\$945,797	3.2%
Expense				
Salaries & Wages	\$16,471,701	\$16,733,578	\$261,877	1.6%
Reduction from Personal Svcs	(\$163,262)	(\$563,478)	(\$400,216)	245.1%
Contractual Salary Reserves	\$172,892	\$162,820	(\$10,072)	-5.8%
FICA (Social Security & Medicare)	\$1,260,089	\$1,280,121	\$20,032	1.6%
Employee Health Insurance	\$2,448,892	\$2,468,388	\$19,496	0.8%
Hospital & Medical - Retirees	\$1,494,302	\$1,523,973	\$29,671	2.0%
Retirement (NY State System)	\$1,737,106	\$1,610,601	(\$126,505)	-7.3%
Supplies & Repairs/Maintenance	\$653,956	\$582,108	(\$71,848)	-11.0%
Professional Services	\$824,238	\$958,906	\$134,668	16.3%
Insurance - Liability Coverage	\$165,218	\$171,023	\$5,805	3.5%
Library Materials	\$2,828,460	\$3,078,460	\$250,000	8.8%
Telecom & Internet; Water & Sewer	\$133,173	\$140,243	\$7,070	5.3%
Interfund Utilities (Electric & Ngas)	\$767,534	\$840,995	\$73,461	9.6%
County Charges for Data Svcs.; Purchasing Svcs; Fleet Svcs.; and Sheriff Div Svcs.	\$97,221	\$326,364	\$229,143	235.7%
All Other	\$454,396	\$977,611	\$523,215	115.1%
Total Operating Expense	\$29,345,916	\$30,291,713	\$945,797	3.2%

Buffalo & Erie County Public Library

2022 Budget Change vs 2021

	2021 Budget	2022 Budget	Change	
LIBRARY GRANTS				
Grant Revenue - NY State	\$606,509	\$671,878	\$65,369	10.8%
Grant Expense by Grant				
Central Library Book Aid	\$59,295	\$65,881	\$6,586	11.1%
Central Library Development Aid	\$257,040	\$285,589	\$28,549	11.1%
Continuity of Service	\$41,465	\$46,071	\$4,606	11.1%
NYS Library Automation Grant	\$63,438	\$74,487	\$11,049	17.4%
Coordinated Outreach	\$140,082	\$155,641	\$15,559	11.1%
Library Services to County Correctional Facilities	\$7,271	\$8,079	\$808	11.1%
Library Services to State Correctional Facilities	\$37,918	\$36,130	(\$1,788)	-4.7%
Grant Program Expense	\$606,509	\$671,878	\$65,369	10.8%
TOTAL OPERATING & GRANTS				
Revenue	\$29,952,425	\$30,963,591	\$1,011,166	3.4%
Expense	\$29,952,425	\$30,963,591	\$1,011,166	3.4%

COUNTY SUPPORT FOR B&ECPL OPERATING AND LIBRARY MATERIALS



Over this period major funding changes included:

2005
\$7 Million Cut
-24%

Service reductions and layoffs, 15 libraries and 4 mobile units closed.

2009
\$1.6 Million Cut
-7%

Used fund balance; RFID technology; staffing reductions via attrition to postpone service cuts.

2011
\$1 Million
-5% Cut

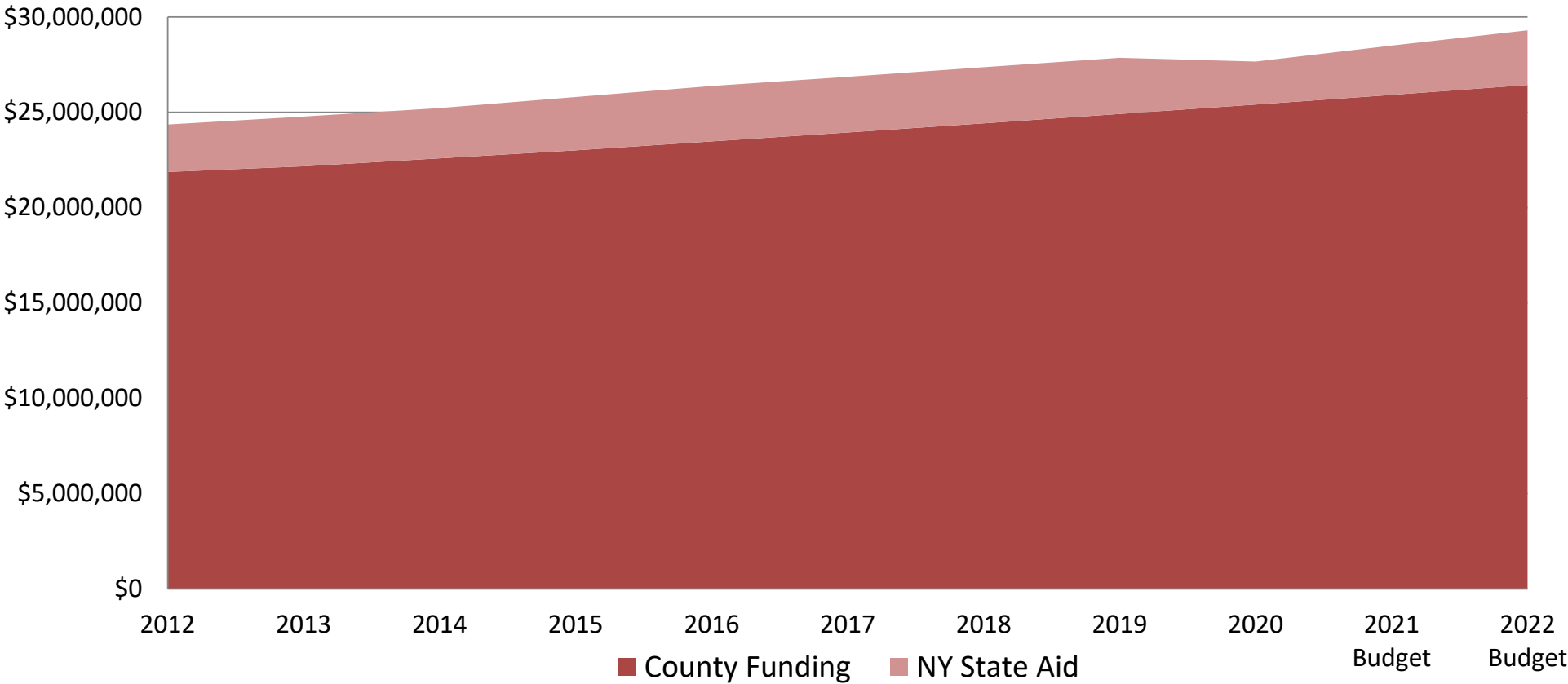
Open hours and programs/ services reduced; layoffs.

2012 - 2022
Steady, Sustaining Funding

Open hours and program/service restorations and improvements made within annual growth in county support averaging 2%

Notes: Dollars in millions; \$3.0 million County Legislature funding for 2011 provided in December 2010; Consumer Prices will have increased approximately 64% since 2000.

Buffalo & Erie County Public Library
Revenue and Contractually Obligated Cost Trends



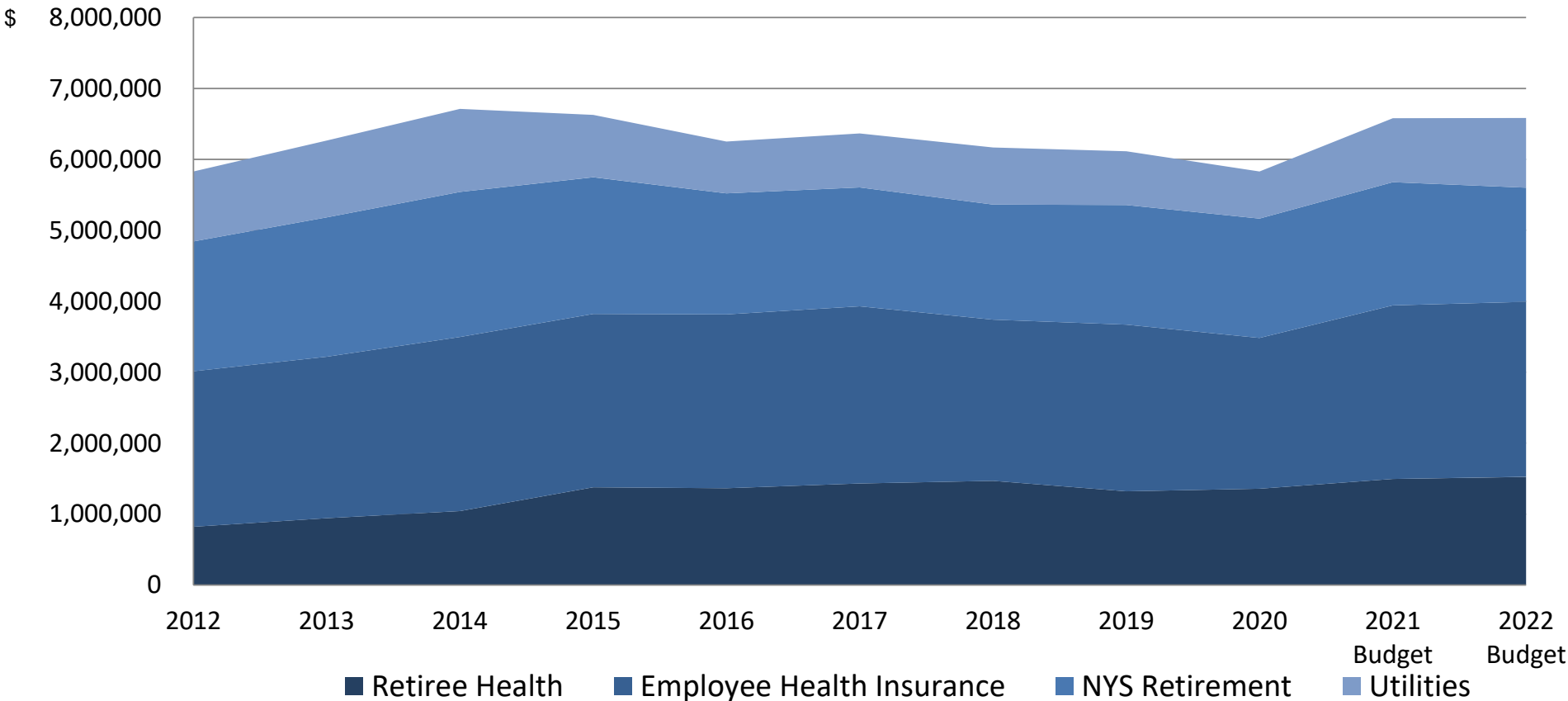
	2012	2013	2014	2015	2016	2017	2018	2019	2020	2021 Budget	2022 Budget	Change Since 2012*	
County Funding	21,872,457	22,172,457	22,588,324	23,013,857	23,474,134	23,943,617	24,422,489	24,910,939	25,409,158	25,917,341	26,435,688	4,563,231	21%
NY State Aid	2,487,982	2,610,019	2,637,797	2,791,124	2,911,659	2,913,080	2,941,815	2,943,290	2,256,103	2,580,425	2,866,164	378,182	15%
Total	24,360,439	24,782,476	25,226,121	25,804,981	26,385,793	26,856,697	27,364,304	27,854,229	27,665,261	28,497,766	29,301,852	4,941,413	20%

* Consumer Prices are estimated to increase 22% between January 2012 and January 2022.

NY State Aid for all years includes operating and grants.

Buffalo & Erie County Public Library

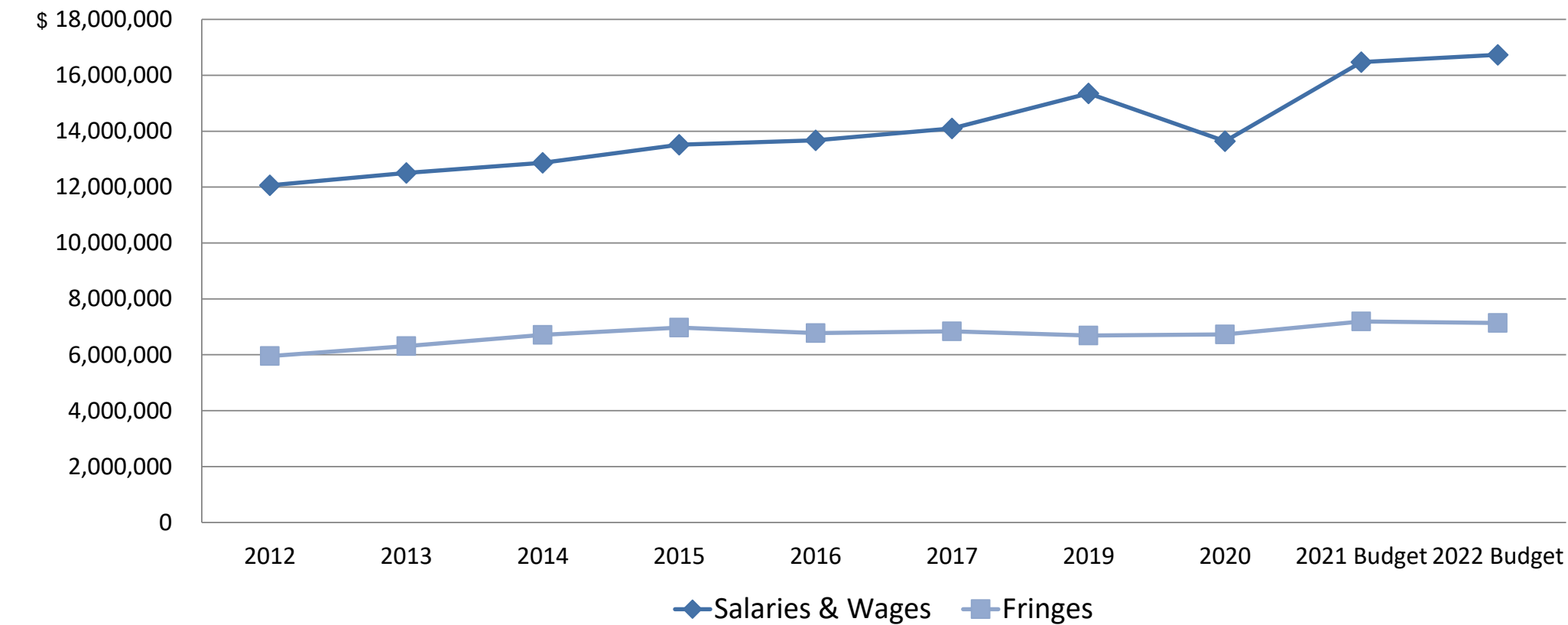
Revenue and Contractually Obligated Cost Trends



	2012	2013	2014	2015	2016	2017	2018	2019	2020	2021 Budget	2022 Budget	Change Since 2012*	
Operating Budget:													
Utilities	985,388	1,080,223	1,170,770	878,863	730,793	761,727	805,596	758,325	665,558	900,707	981,238	(4,150)	0%
NYS Retirement	1,830,086	1,965,477	2,045,598	1,925,216	1,707,186	1,674,967	1,622,104	1,686,599	1,679,962	1,737,106	1,610,601	(219,485)	-12%
Employee Health Insurance	2,192,149	2,275,227	2,453,384	2,443,513	2,450,610	2,497,442	2,270,709	2,347,605	2,128,154	2,448,892	2,468,388	276,239	13%
Retiree Health	821,228	942,895	1,042,423	1,379,176	1,364,429	1,430,948	1,469,925	1,322,648	1,356,529	1,494,302	1,523,973	702,745	86%
Total	5,828,851	6,263,822	6,712,176	6,626,767	6,253,018	6,365,084	6,168,334	6,115,177	5,830,203	6,581,007	6,584,200	755,349	13%

* Consumer Prices are estimated to increase 22% between January 2012 and January 2022.

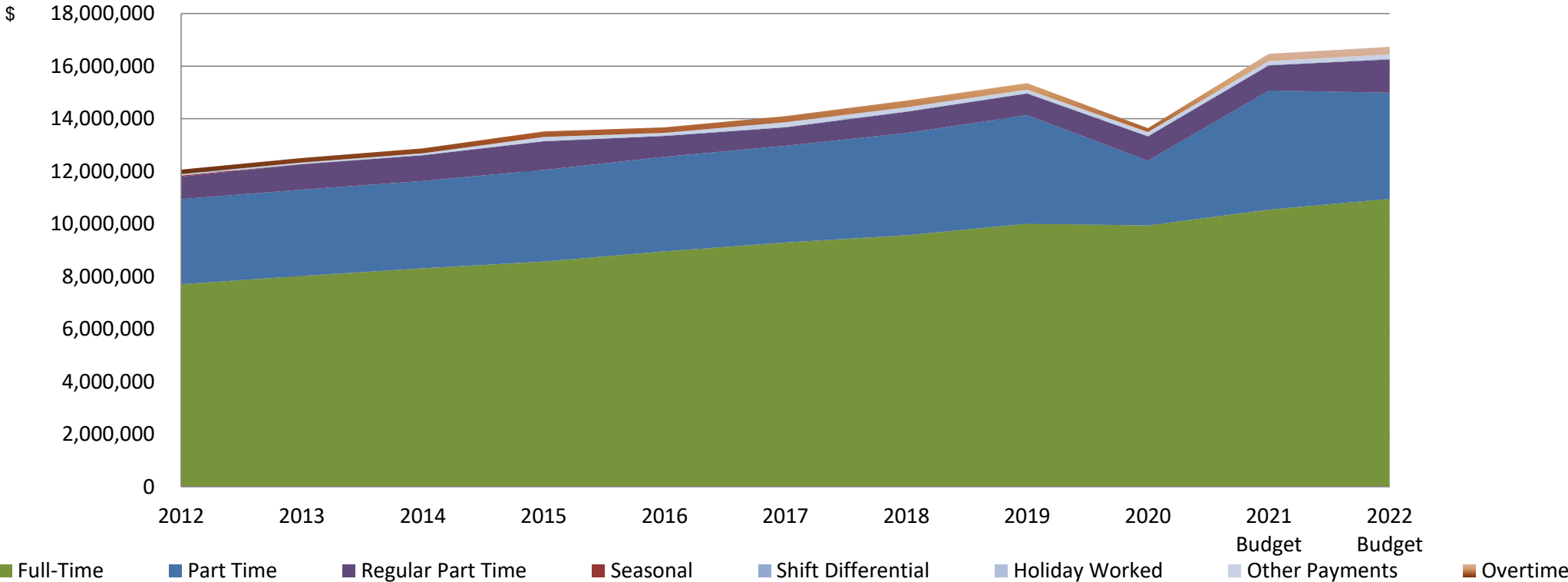
Buffalo & Erie County Public Library
Operating Budget* Personnel Cost Trends



	2012	2013	2014	2015	2016	2017	2019	2020	2021 Budget	2022 Budget	Change Since 2012	
Salaries & Wages	12,062,976	12,507,336	12,870,676	13,515,458	13,674,698	14,097,533	15,353,828	13,645,762	16,471,701	16,733,578	4,670,602	38.7%
Fringes	5,954,032	6,314,773	6,709,162	6,973,438	6,776,796	6,840,134	6,692,036	6,729,433	7,191,912	7,140,956	1,186,924	19.9%
Total Personnel	18,017,008	18,822,109	19,579,839	20,488,896	20,451,494	20,937,667	22,045,864	20,375,195	23,663,613	23,874,534	5,857,526	32.5%

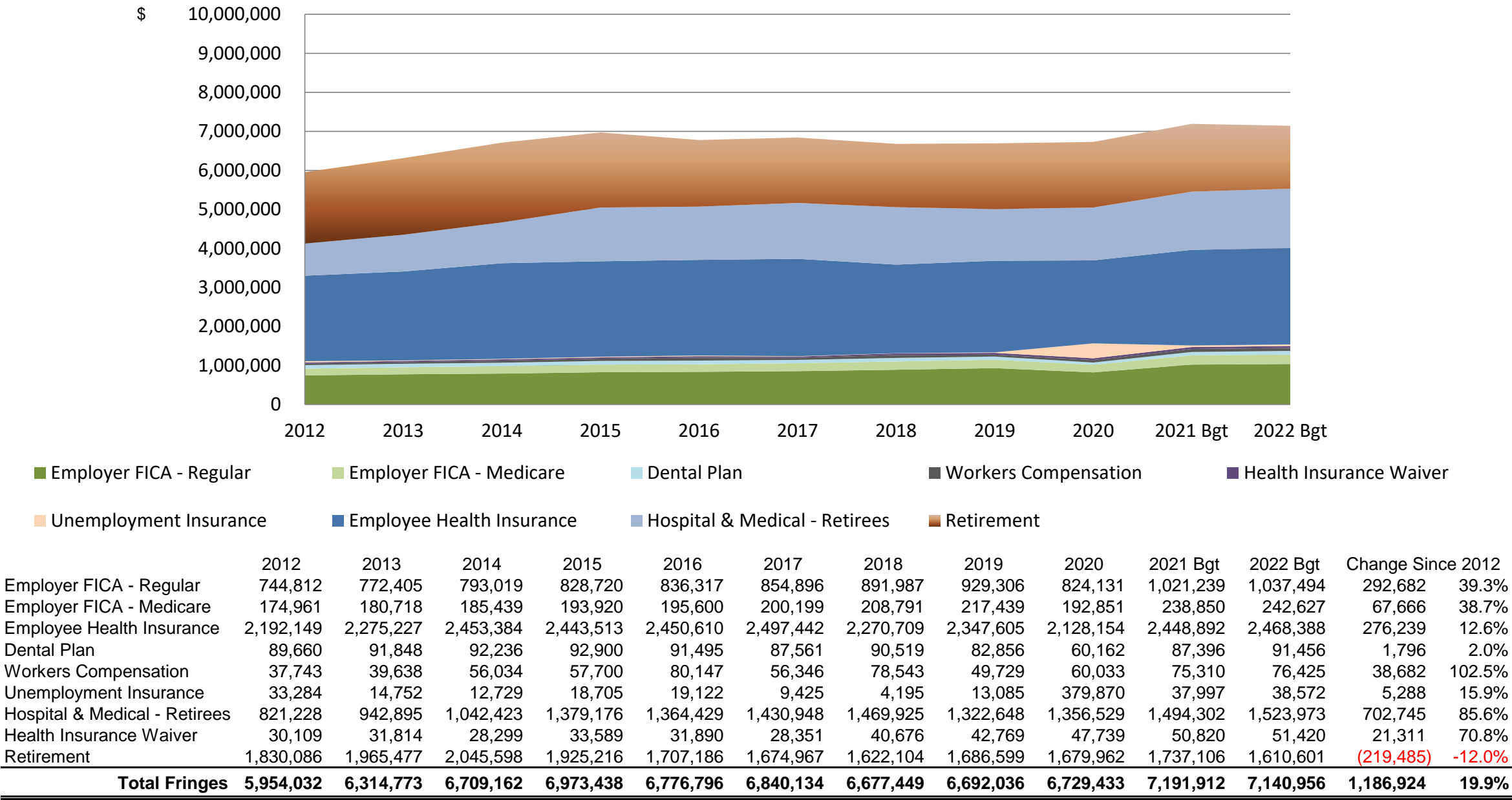
* Excludes grant funded positions. From January 2012 - January 2022 the Consumer Price will have increased an estimated 22%. See Salary & Wages and Fringe Benefits Charts for additional detail.

Buffalo & Erie County Public Library
Operating Budget Salary and Wage Trends



* 2013 and 2014 include impacts of service restoration funding provided by Erie County; 2014 includes the impact of a 10.3% (\$0.75 per hour) increase in the minimum wage (increasing the Page and Sr. Page wage scales by \$0.50 per hour); 2015 reflects impact of contract settlements and a 9.4% (\$0.75 per hour) increase in the minimum wage (increasing the Page and Sr. Page wage scales by \$0.75 per hour); 2016 reflects impact of contracted COLAs and a 2.9% (\$0.25 per hour) increase in the minimum wage; and 2017, 2018, 2019, 2020, 2021 and 2022 reflect impact of contracted COLAs and a \$0.70 per hour increase in the minimum wage each year (\$0.70 per increase hour = 7.8% in 2017, 7.2% in 2018, 6.7% in 2019, 6.3% in 2020, 5.9% in 2021 and 5.6% in 2022). Part-time workhours reduced through attrition to partially offset. Between 2013 and 2022 the NY State minimum wage will have increased \$5.95 per hour (72%). Had the minimum wage not changed, 2022 part-time expense would be below 2012. Other payments in 2015 and 2017 included contract settlement payments; and 2016-22 include vacation sell back costs. From 2012 - January 2022 the Consumer Price will have increased an estimated 22%.

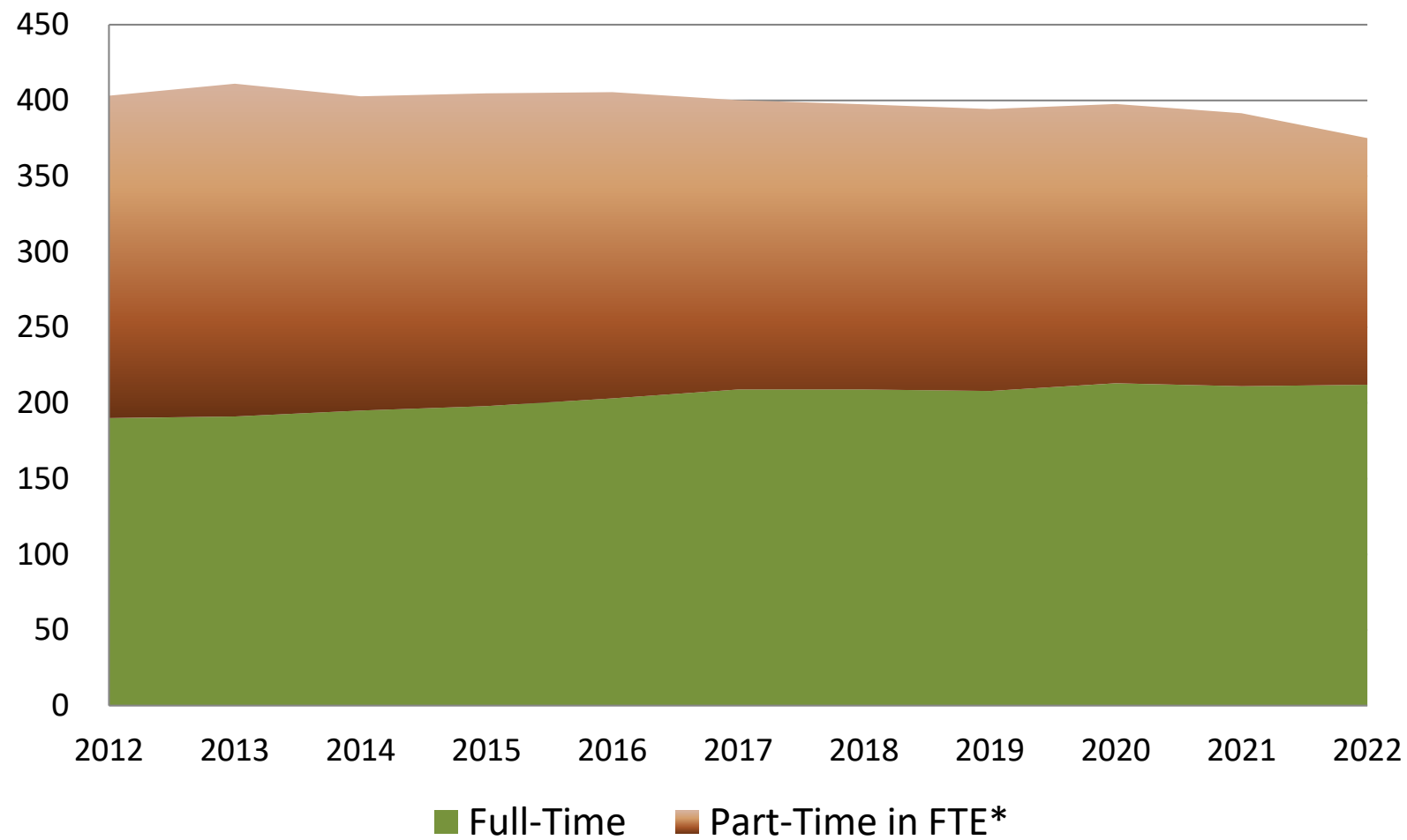
Buffalo & Erie County Public Library
Operating Budget* Contractually Obligated Fringe Benefit Trends



* Excludes grant funded positions; 2013 and 2014 include impacts of service restoration funding provided by Erie County. 2014 - 2022 include the FICA impact of phased minimum wage increases (impacting the Page and Sr. Page wage scales). 2015 - 2022 reflect impact of contract settlement provisions providing for employee contributions towards health insurance costs; moderating NYS Retirement employer contribution rates for all Tiers; and a continued turnover related shift in the employee base towards the new, lower cost NYS retirement Tier 6.

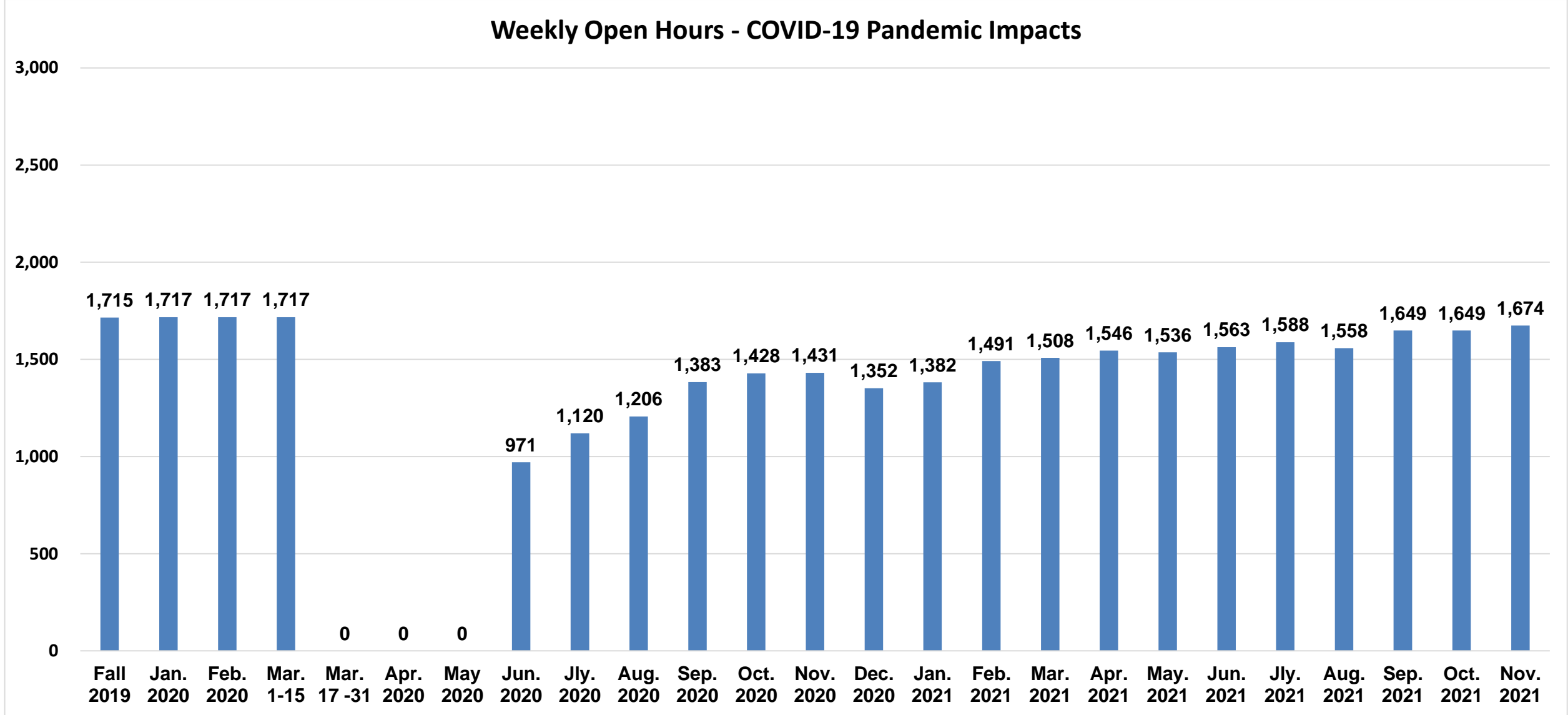
Buffalo & Erie County Public Library

Staffing Trends in Full-Time Equivalents (FTEs)



Operating & Grants Budgets	2012	2013	2014	2015	2016	2017	2018	2019	2020	2021	2022	Change Since 2012	
Full-Time	190	191	195	198	203	209	209	208	213	211	212	22	12%
Part-Time in FTE*	213	220	208	207	202	191	188	186	185	181	163	(50)	-23%
Total FTE	403	411	403	405	405	400	397	394	398	392	375	(28)	-7%

* Includes positions that are Regular Part-time (20 or more hours/week) and Part-time (19 or fewer hours per week).



Weekly open hours, total for 37 locations spread across Erie County's 1,043 square miles .

BUFFALO & ERIE COUNTY PUBLIC LIBRARY
WEEKLY OPEN HOURS OF SERVICE

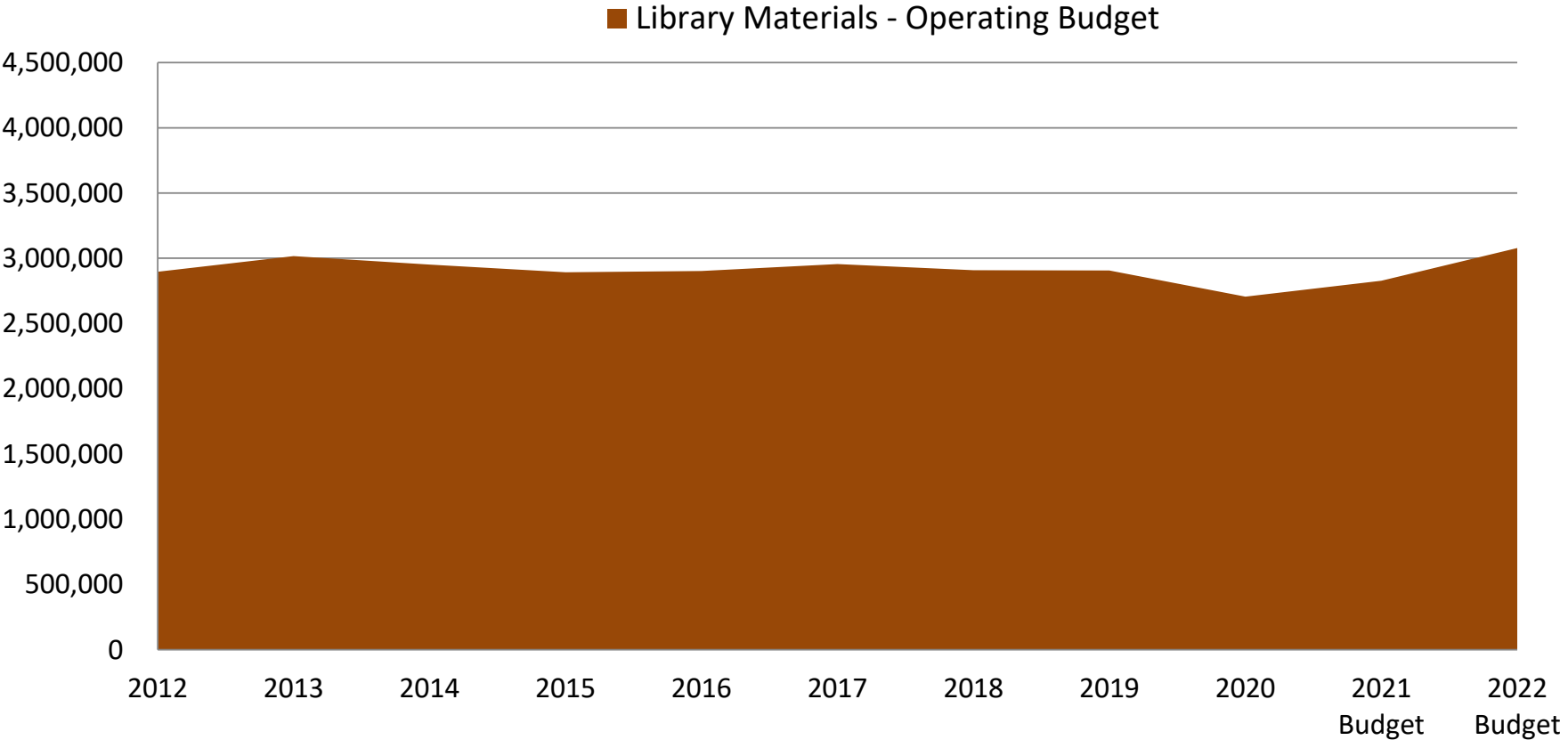
COVID-19 RELATED CLOSURES AND PHASED REOPENING																									
Library System	Cumulative Number of Open Hours All Locations as of:																								
	Fall 2019	Jan-20	Feb-20	Mar-20 _1-16_	Mar-20 17-31	Apr-20	May-20	Jun-20 6/15	Jul-20 7/13	Aug-20 8/17	Sep-20 9/14	Oct-20 10/12	Nov-20 11/16	Dec-20 12/14	Jan-21 1/11	Feb-21 2/8	Mar-21 3/8	Apr-21 4/5	May-21 5/10	Jun-21 6/7	Jul-21 7/12	Aug-21 8/9	Sep-21 9/13	Oct-21 10/4	Nov-21 11/15
COUNTY-WIDE / BUFFALO																									
B&ECPL Central Library	64.0	64.0	64.0	64.0	0.0	0.0	0.0	46.0	46.0	46.0	60.0	60.0	56.0	48.0	48.0	60.0	56.0	60.0	60.0	60.0	60.0	60.0	65.0	65.0	65.0
Coles	40.0	40.0	40.0	40.0	0.0	0.0	0.0	30.0	32.0	27.0	38.0	38.0	36.0	33.0	33.0	38.0	38.0	38.0	38.0	38.0	38.0	38.0	40.0	40.0	40.0
Crane Branch	40.0	40.0	40.0	40.0	0.0	0.0	0.0	30.0	32.0	32.0	38.0	38.0	36.0	33.0	33.0	38.0	6.0	38.0	16.0	38.0	38.0	6.0	0.0	0.0	40.0
Dudley Branch	40.0	40.0	40.0	40.0	0.0	0.0	0.0	30.0	32.0	32.0	38.0	38.0	37.0	33.0	33.0	38.0	38.0	38.0	38.0	38.0	38.0	38.0	40.0	40.0	40.0
East Clinton Branch	32.0	32.0	32.0	32.0	0.0	0.0	0.0	24.0	24.0	24.0	24.0	24.0	16.0	0.0	21.0	24.0	24.0	24.0	24.0	24.0	24.0	24.0	32.0	32.0	32.0
González-Soto	48.0	48.0	48.0	48.0	0.0	0.0	0.0	32.0	40.0	40.0	40.0	40.0	38.0	28.0	28.0	40.0	40.0	40.0	40.0	40.0	40.0	48.0	48.0	48.0	40.0
Merriweather	53.0	53.0	53.0	53.0	0.0	0.0	0.0	32.0	40.0	40.0	48.0	48.0	46.0	42.0	42.0	48.0	48.0	48.0	48.0	48.0	48.0	48.0	53.0	53.0	53.0
North Park Branch	40.0	40.0	40.0	40.0	0.0	0.0	0.0	28.0	32.0	32.0	46.0	46.0	44.0	40.0	40.0	46.0	46.0	46.0	46.0	46.0	46.0	46.0	48.0	48.0	48.0
Panty (formerly Riverside)	40.0	40.0	40.0	40.0	0.0	0.0	0.0	30.0	32.0	32.0	38.0	38.0	39.0	28.0	28.0	38.0	38.0	38.0	38.0	38.0	38.0	38.0	40.0	40.0	40.0
B&ECPL Buffalo Branches	333.0	333.0	333.0	333.0	0.0	0.0	0.0	236.0	264.0	259.0	310.0	310.0	292.0	237.0	258.0	310.0	278.0	310.0	288.0	310.0	310.0	286.0	301.0	301.0	333.0
Bookmobile Services	22.8	22.8	22.8	22.8	0.0	0.0	0.0	0.0	1.5	4.5	7.5	2.5	5.0	2.0	1.0	6.5	5.0	7.0	14.5	4.5	16.5	15.5	21.5	16.0	19.0
CONTRACTING LIBRARIES																									
Ewell Free Library (Alden)	35.0	35.0	35.0	35.0	0.0	0.0	0.0	20.0	20.0	20.0	20.0	28.0	28.0	28.0	28.0	35.0	35.0	35.0	35.0	35.0	35.0	35.0	35.0	35.0	35.0
Audubon	65.0	65.0	65.0	65.0	0.0	0.0	0.0	45.0	52.0	52.0	56.0	56.0	56.0	56.0	60.0	60.0	60.0	60.0	60.0	60.0	60.0	60.0	65.0	65.0	63.0
Clearfield	51.0	51.0	51.0	51.0	0.0	0.0	0.0	40.0	45.0	45.0	48.0	48.0	48.0	48.0	51.0	51.0	51.0	51.0	51.0	51.0	51.0	51.0	51.0	51.0	49.0
Eggertsville/Snyder	42.0	44.0	44.0	44.0	0.0	0.0	0.0	33.0	38.0	38.0	38.0	38.0	42.0	42.0	42.0	42.0	42.0	42.0	42.0	42.0	42.0	42.0	42.0	42.0	42.0
Williamsville	26.0	26.0	26.0	26.0	0.0	0.0	0.0	22.0	22.0	22.0	22.0	22.0	22.0	22.0	26.0	20.0	20.0	20.0	20.0	20.0	20.0	20.0	20.0	20.0	20.0
Town of Amherst	184.0	186.0	186.0	186.0	0.0	0.0	0.0	140.0	157.0	157.0	164.0	164.0	168.0	168.0	179.0	173.0	173.0	173.0	173.0	173.0	173.0	173.0	178.0	178.0	174.0
Angola Public	38.0	38.0	38.0	38.0	0.0	0.0	0.0	25.0	25.0	29.0	35.0	38.0	38.0	38.0	38.0	38.0	38.0	38.0	38.0	38.0	38.0	38.0	38.0	38.0	38.0
Town of Aurora	51.0	51.0	51.0	51.0	0.0	0.0	0.0	35.0	35.0	35.0	38.0	38.0	38.0	38.0	38.0	38.0	38.0	38.0	43.0	43.0	43.0	43.0	48.0	48.0	48.0
Boston Free	35.0	35.0	35.0	35.0	0.0	0.0	0.0	13.0	26.0	26.0	26.0	26.0	26.0	26.0	26.0	26.0	35.0	35.0	35.0	35.0	35.0	35.0	35.0	35.0	35.0
Julia B. Reinstein	65.0	65.0	65.0	65.0	0.0	0.0	0.0	12.0	46.0	46.0	46.0	46.0	46.0	46.0	46.0	46.0	46.0	46.0	46.0	54.0	54.0	54.0	65.0	65.0	65.0
Reinstein Memorial	44.0	44.0	44.0	44.0	0.0	0.0	0.0	12.0	30.0	30.0	30.0	30.0	30.0	30.0	30.0	18.0	30.0	30.0	30.0	30.0	30.0	30.0	40.0	40.0	40.0
Town of Cheektowaga	109.0	109.0	109.0	109.0	0.0	0.0	0.0	24.0	76.0	76.0	76.0	76.0	76.0	76.0	76.0	64.0	76.0	76.0	76.0	84.0	84.0	84.0	105.0	105.0	105.0
Town of Clarence	55.0	55.0	55.0	55.0	0.0	0.0	0.0	38.0	38.0	45.0	48.0	48.0	48.0	48.0	48.0	55.0	55.0	55.0	55.0	55.0	55.0	55.0	55.0	55.0	55.0
Town of Collins	48.0	48.0	48.0	48.0	0.0	0.0	0.0	22.0	22.0	22.0	29.0	29.0	29.0	29.0	29.0	35.0	35.0	35.0	35.0	35.0	35.0	35.0	35.0	35.0	35.0
Town of Concord	35.0	35.0	35.0	35.0	0.0	0.0	0.0	32.0	20.0	20.0	29.0	29.0	35.0	35.0	35.0	35.0	35.0	35.0	35.0	35.0	35.0	37.0	37.0	35.0	35.0
Town of Eden	35.0	35.0	35.0	35.0	0.0	0.0	0.0	32.0	32.0	32.0	32.0	32.0	32.0	32.0	35.0	35.0	35.0	35.0	35.0	35.0	35.0	35.0	35.0	35.0	35.0
Town of Elma	46.0	46.0	46.0	46.0	0.0	0.0	0.0	20.0	0.0	32.0	46.0	46.0	46.0	46.0	46.0	46.0	46.0	46.0	46.0	46.0	46.0	46.0	46.0	46.0	46.0
Town of Grand Island	53.0	53.0	53.0	53.0	0.0	0.0	0.0	30.0	30.0	35.0	40.0	40.0	40.0	40.0	40.0	48.5	48.5	48.5	48.5	46.5	46.5	46.5	51.0	51.0	51.0
Hamburg Library	60.0	60.0	60.0	60.0	0.0	0.0	0.0	25.0	40.0	40.0	48.0	48.0	48.0	48.0	48.0	48.0	48.0	48.0	48.0	48.0	54.0	54.0	59.0	59.0	59.0
Lake Shore Branch	40.0	40.0	40.0	40.0	0.0	0.0	0.0	0.0	0.0	32.0	32.0	32.0	32.0	32.0	32.0	32.0	32.0	32.0	32.0	32.0	40.0	40.0	40.0	40.0	40.0
Town of Hamburg	100.0	100.0	100.0	100.0	0.0	0.0	0.0	25.0	40.0	72.0	80.0	80.0	80.0	80.0	80.0	80.0	80.0	80.0	80.0	80.0	94.0	94.0	99.0	99.0	99.0
City of Lackawanna	42.0	42.0	42.0	42.0	0.0	0.0	0.0	20.0	20.0	24.0	24.0	40.0	40.0	40.0	40.0	40.0	40.0	40.0	40.0	40.0	40.0	32.0	40.0	40.0	40.0
Town of Lancaster	60.5	60.5	60.5	60.5	0.0	0.0	0.0	20.0	30.0	32.5	55.0	55.0	55.0	46.0	46.0	55.0	55.0	55.0	55.0	55.0	55.0	55.0	60.0	60.0	60.0
Marilla Free Library	35.0	35.0	35.0	35.0	0.0	0.0	0.0	25.0	25.0	25.0	29.0	25.0	29.0	25.0	15.0	35.0	35.0	35.0	35.0	35.0	35.0	35.0	35.0	35.0	35.0
Town of Newstead	35.0	35.0	35.0	35.0	0.0	0.0	0.0	28.0	28.0	28.0	33.0	33.0	33.0	33.0	33.0	33.0	35.0	35.0	35.0	35.0	35.0	35.0	35.0	35.0	35.0

BUFFALO & ERIE COUNTY PUBLIC LIBRARY
WEEKLY OPEN HOURS OF SERVICE

Library System	COVID-19 RELATED CLOSURES AND PHASED REOPENING																								
	Cumulative Number of Open Hours All Locations as of:																								
	Fall 2019	Jan-20	Feb-20	Mar-20 _1-16_	Mar-20 17-31	Apr-20	May-20	Jun-20 6/15	Jul-20 7/13	Aug-20 8/17	Sep-20 9/14	Oct-20 10/12	Nov-20 11/16	Dec-20 12/14	Jan-21 1/11	Feb-21 2/8	Mar-21 3/8	Apr-21 4/5	May-21 5/10	Jun-21 6/7	Jul-21 7/12	Aug-21 8/9	Sep-21 9/13	Oct-21 10/4	Nov-21 11/15
Town of North Collins	32.0	32.0	32.0	32.0	0.0	0.0	0.0	16.0	26.0	26.0	32.0	32.0	32.0	32.0	29.0	29.0	32.0	32.0	32.0	32.0	32.0	32.0	32.0	32.0	32.0
Town of Orchard Park	60.0	60.0	60.0	60.0	0.0	0.0	0.0	42.0	37.0	37.0	40.0	45.0	45.0	45.0	45.0	45.0	55.0	55.0	55.0	55.0	55.0	55.0	60.0	60.0	60.0
City of Tonawanda	48.5	49.0	49.0	49.0	0.0	0.0	0.0	16.0	32.0	32.0	32.0	40.0	40.0	40.0	40.0	40.0	40.0	40.0	40.0	49.0	49.0	49.0	49.0	49.0	49.0
Kenilworth	40.0	40.0	40.0	40.0	0.0	0.0	0.0	20.0	20.0	20.0	24.0	24.0	24.0	24.0	35.0	35.0	40.0	40.0	40.0	40.0	40.0	40.0	40.0	40.0	40.0
Kenmore	60.0	60.0	60.0	60.0	0.0	0.0	0.0	23.0	30.0	30.0	32.0	32.0	41.0	41.0	39.0	39.0	52.0	52.0	52.0	52.0	52.0	52.0	60.0	60.0	60.0
Town of Tonawanda	100.0	100.0	100.0	100.0	0.0	0.0	0.0	43.0	50.0	50.0	56.0	56.0	65.0	65.0	74.0	74.0	92.0	92.0	92.0	92.0	92.0	92.0	100.0	100.0	100.0
Town of West Seneca	58.0	58.0	58.0	58.0	0.0	0.0	0.0	23.0	39.0	41.0	41.0	55.0	55.0	55.0	55.0	55.0	55.0	55.0	55.0	55.0	52.3	55.0	55.0	55.0	55.0
Subtotal Contract Libraries	1,295	1,298	1,298	1,298	0	0	0	689	808	897	1,005	1,055	1,078	1,065	1,075	1,115	1,169	1,169	1,174	1,189	1,202	1,197	1,261	1,261	1,257
SYSTEM TOTALS	1,715	1,717	1,717	1,717	0	0	0	971	1,120	1,206	1,383	1,428	1,431	1,352	1,382	1,491	1,508	1,546	1,536	1,563	1,588	1,558	1,649	1,643	1,674

Notes: As a result of the COVID-19 pandemic and Gubernatorial workforce reduction orders, all B&ECPL libraries temporarily closed beginning 3/17/2020 (the Amherst, Clarence, and Lackawanna Public Libraries closed effective 3/16/2020). Libraries remain closed until such time as the guidance of the Governor of the State of New York supported reopening. In June, a phased reopening began with some libraries initially offering curbside, walk-up, and drive-through-through services and many opening to the public for limited hours and services. As of July 2020, all libraries opened to the public with limited hours and services. Much of Erie County was designated an Orange Zone effective 11/20/2020, many libraries shifted back to curbside & walkup service during that surge. As the region's reopening continues and patrons return to the library, open hours have continued to increase. Libraries are operating consistent with guidance from the Erie County Health Department and Centers for Disease Control, emphasizing safety for patrons and staff through strategies including masking. As open hour schedules may change during a month while the phased process continues, this report uses the open hours for a mid-month week period (January 2021, for example, shows the open hours for the 7 day period beginning Monday January 11th).

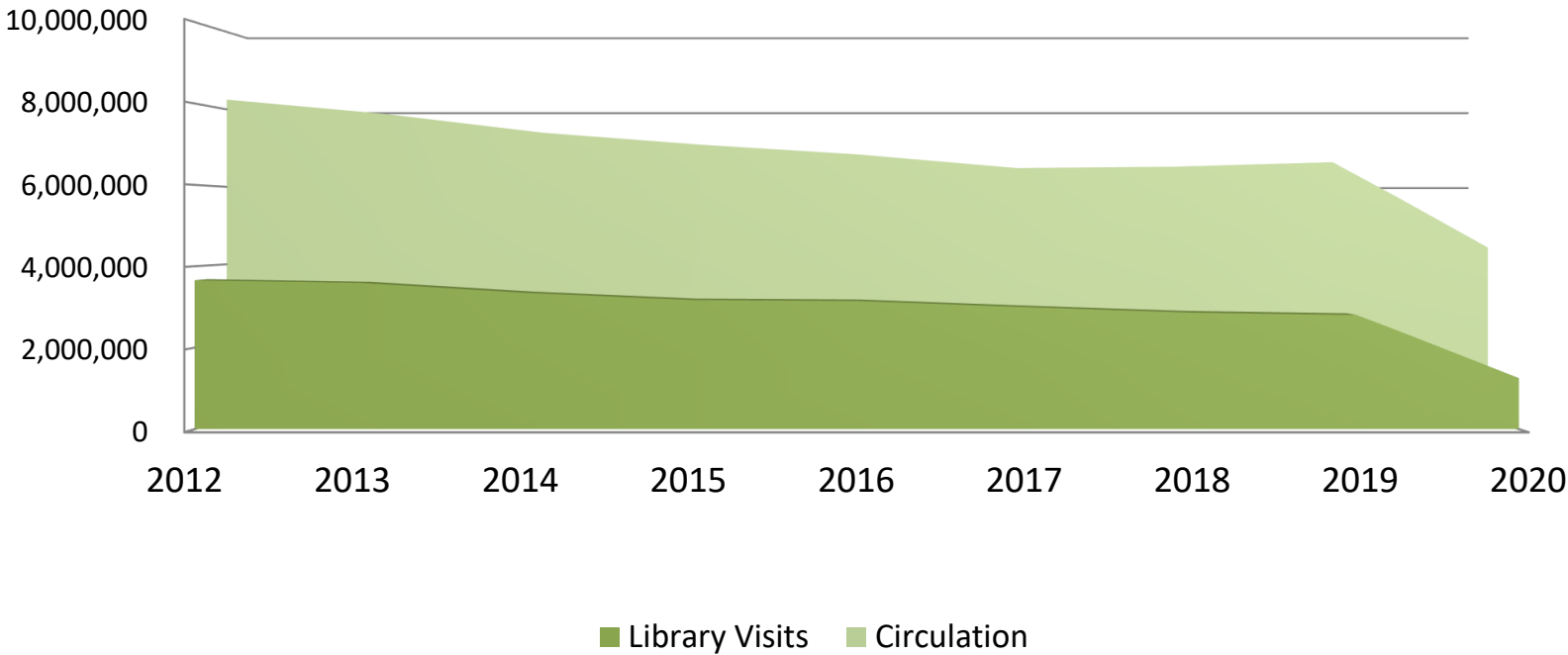
Buffalo & Erie County Public Library
Library Materials Funding for Purchase of New Books, Media,
and Downloadables/Streaming (e-Books/Audio Books, Music, and Video)



	2012	2013	2014	2015	2016	2017	2018	2019	2020	2021 Budget	2022 Budget	Change Since 2012	
Library Materials - Operating Budget	2,897,627	3,016,647	2,952,662	2,891,934	2,901,906	2,956,125	2,907,627	2,907,229	2,706,423	2,828,460	3,078,460	180,833	6%

Buffalo & Erie County Public Library
Demand for Library Services Continues
How People Use Their Libraries Is Evolving

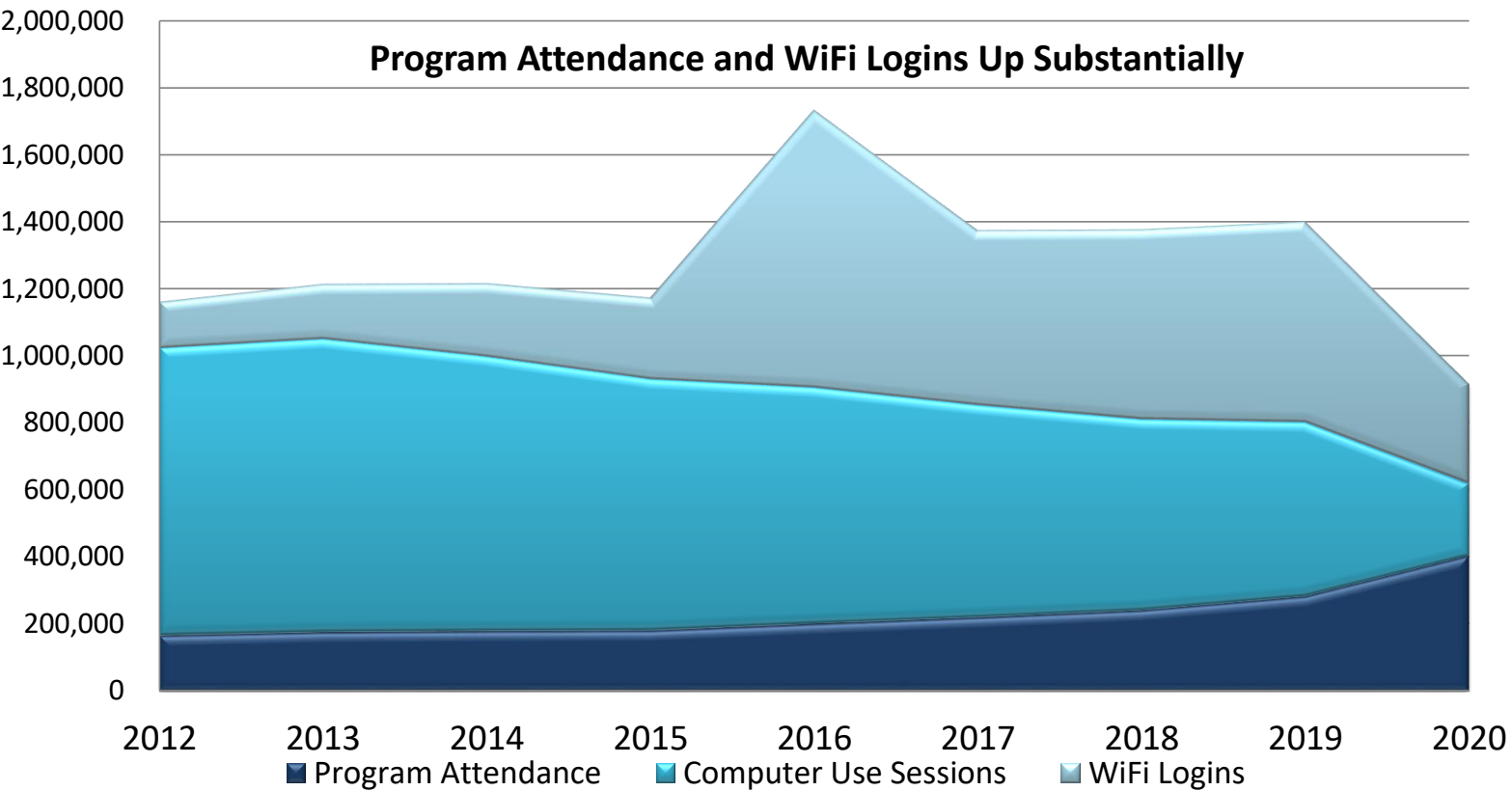
Library Visits and Circulation



	2012	2013	2014	2015	2016	2017	2018	2019	2020	Change Since 2012
Library Visits	3,657,813	3,591,514	3,345,904	3,170,749	3,148,115	2,998,127	2,862,045	2,802,969	1,252,420	(2,405,393) -66%
Circulation	8,250,880	7,882,989	7,397,296	7,088,133	6,835,086	6,484,481	6,519,861	6,635,641	4,431,875	(3,819,005) -46%

Important Note: The COVID-19 Pandemic heavily impacted 2020 Library Usage.

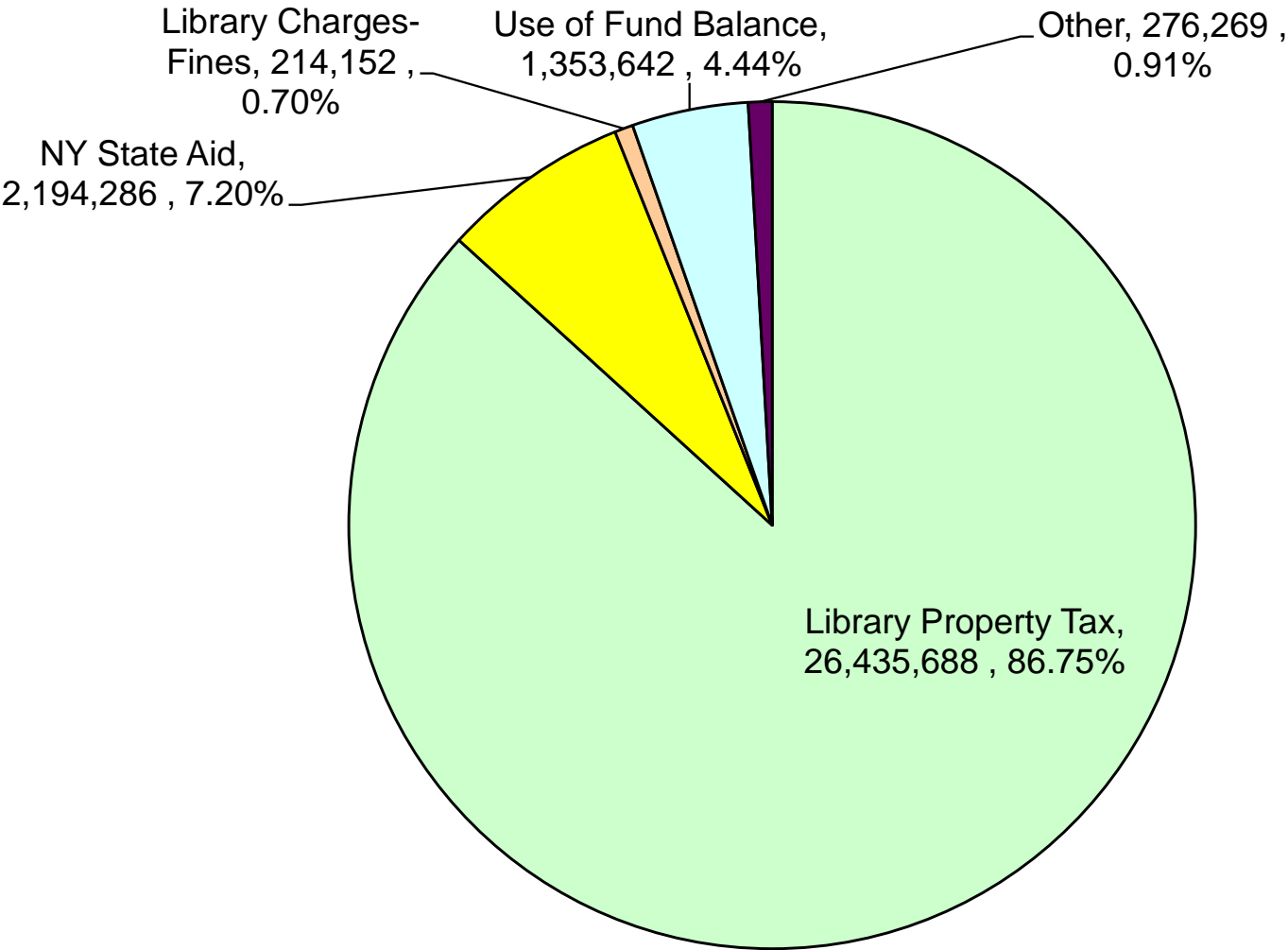
Buffalo & Erie County Public Library
Demand for Library Services Continues
How People Use Their Libraries Is Evolving



	2012	2013	2014	2015	2016	2017	2018	2019	2020	Change Since 2012	
Program Attendance	165,635	176,182	178,699	180,290	201,302	219,821	241,128	282,428	403,649	238,014	144%
WiFi Logins	137,940	163,860	219,239	242,650	826,900	521,023	565,829	598,284	298,536	160,596	116%
Computer Use Sessions	857,828	874,817	819,788	751,181	705,190	633,932	570,559	520,413	214,859	(642,969)	-75%

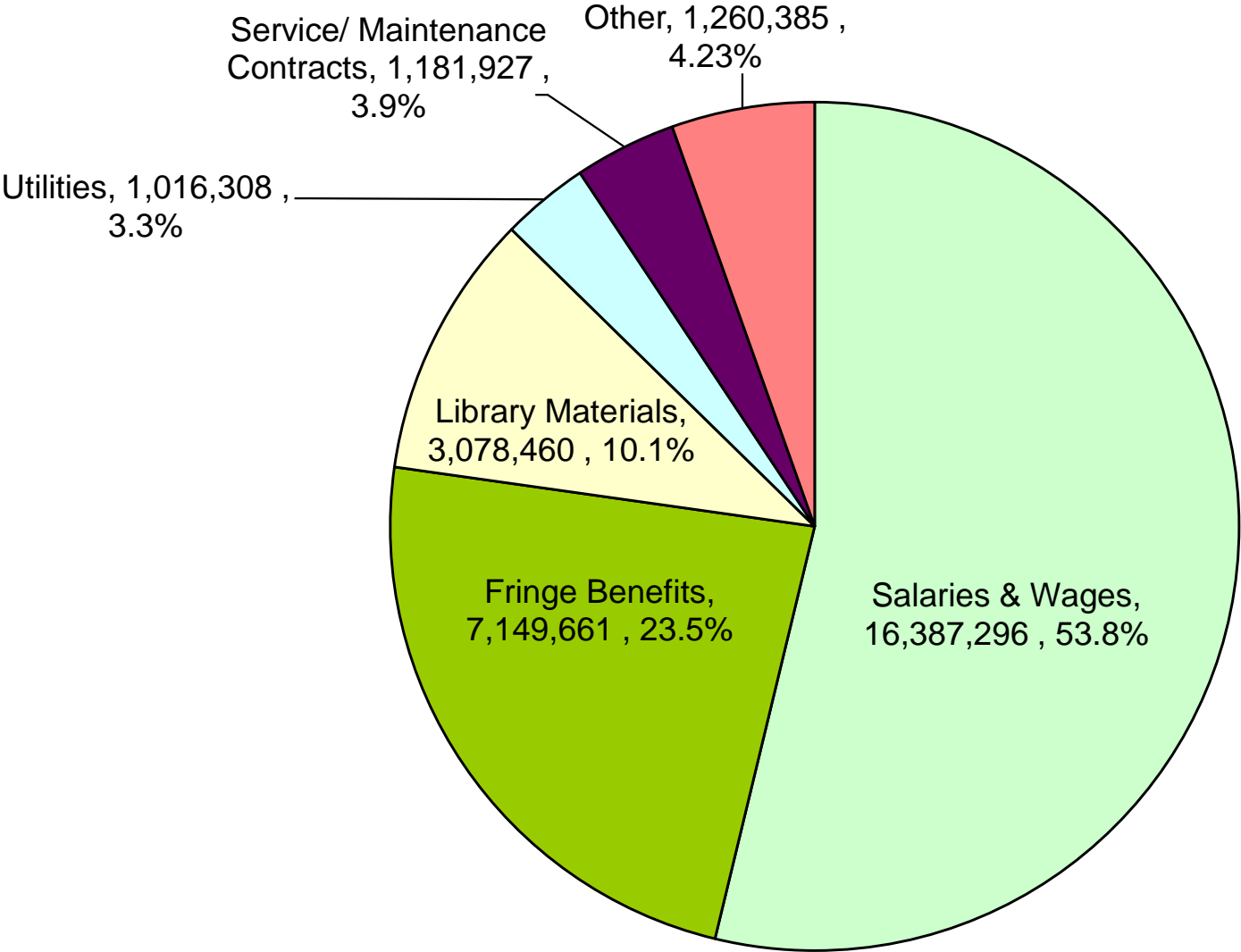
Important Note: The COVID-19 Pandemic heavily impacted 2020 Library Usage. Program Attendance shifted from traditional in-person to mostly virtual sessions.

Where the Funding Comes From



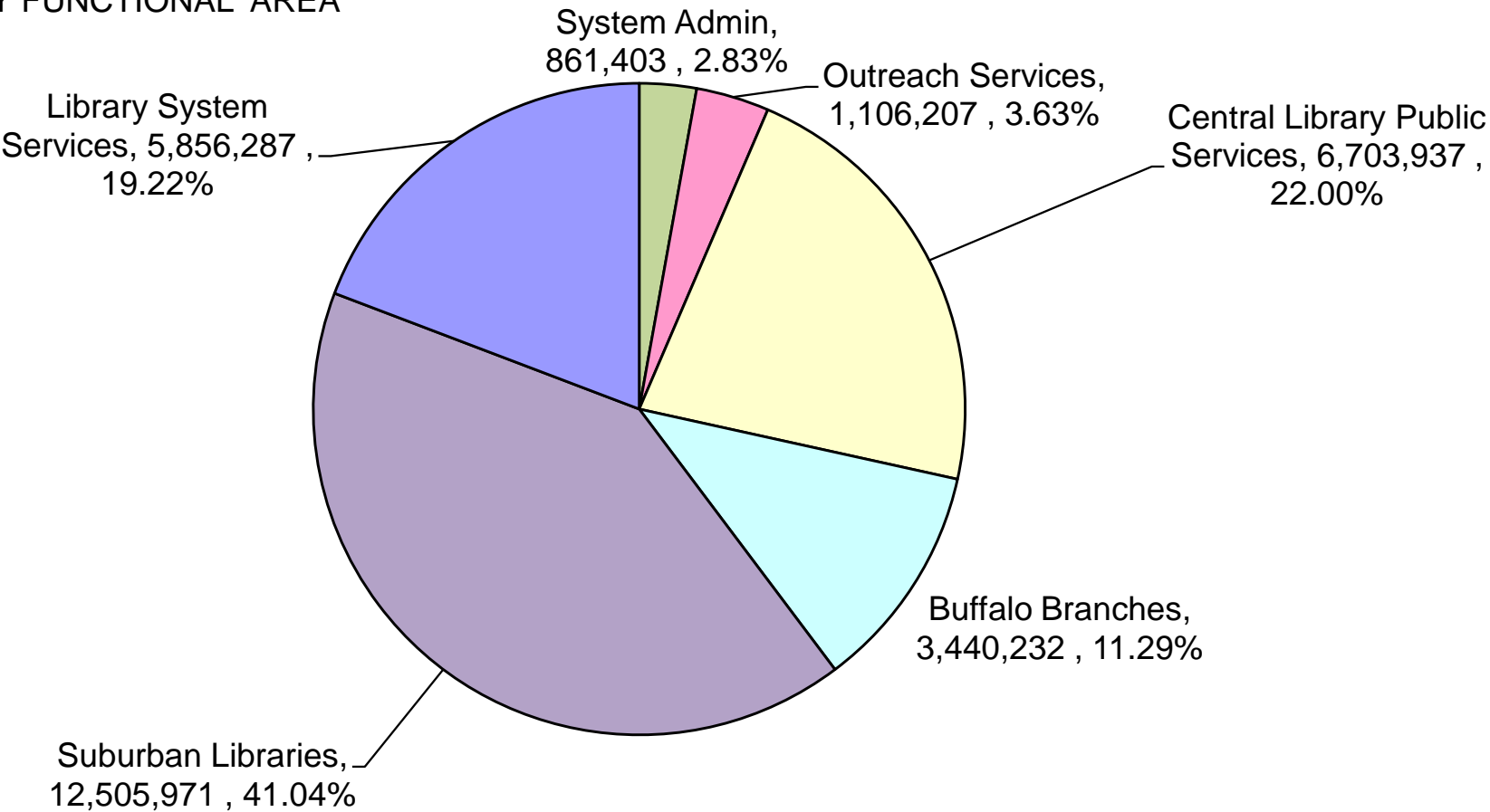
B&ECPL 2022 TOTAL OPERATING REVENUE IN COUNTY SAP FINANCIAL SYSTEM	\$30,291,713
Adjustment for suburban library net directly collected revenue	182,324
B&ECPL 2022 BUDGET TOTAL SYSTEM NET OPERATING REVENUE	\$30,474,037

Where the Funding Goes

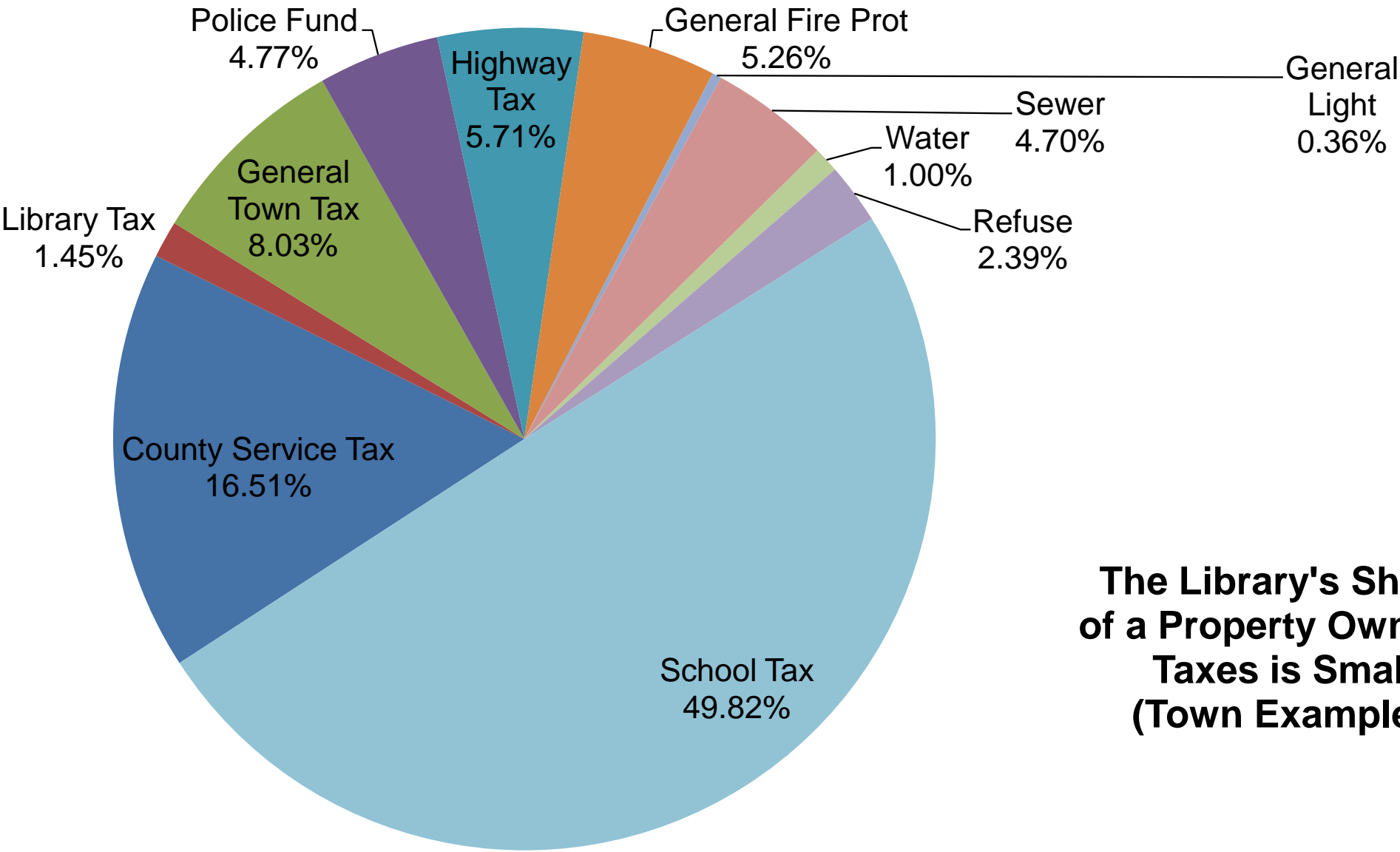


Where the Funding Goes

EXPENSE BY FUNCTIONAL AREA



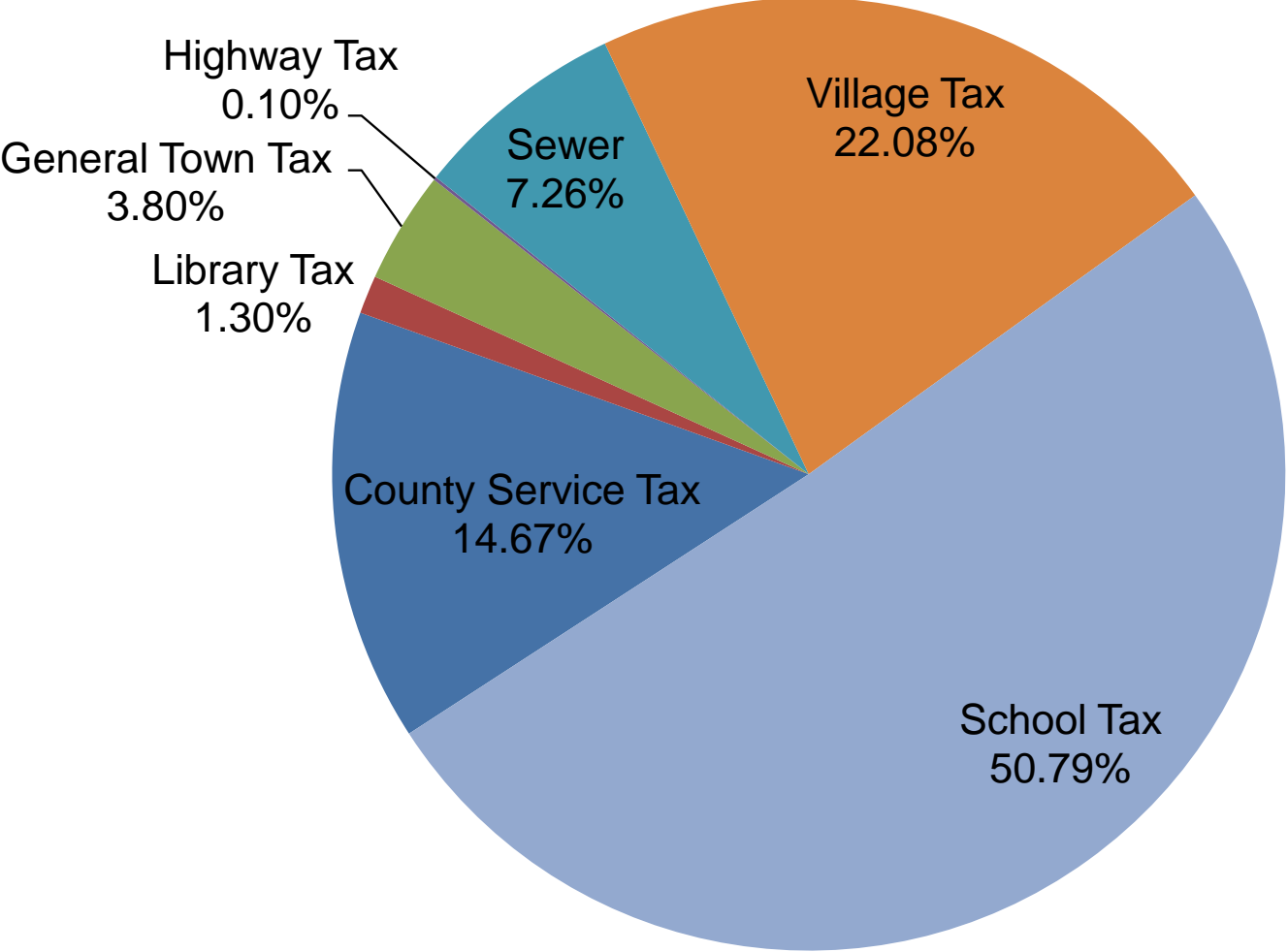
B&ECPL 2022 BUDGET OPERATING EXPENSE IN COUNTY SAP FINANCIAL SYSTEM		\$30,291,713
Adjustment for suburban library expense supported by directly collected revenue		182,324
B&ECPL 2022 BUDGET TOTAL SYSTEM NET OPERATING EXPENSE		\$30,474,037



**The Library's Share
of a Property Owner's
Taxes is Small
(Town Example)**

Above is an example using an Erie County Town Property Owner's 2021 Property Taxes. Percentages will vary from village to village and town to town. In the City of Buffalo, the City tax takes the place of town, village and school taxes.

The Library's Share of a Property Owner's Taxes is Small
(Village Example)



Above is an example using an Erie County Village Property Owner's 2021 Property Taxes. Percentages will vary from village to village and town to town. In the City of Buffalo, the City tax takes the place of town, village and school taxes.

Buffalo and Erie County Public Library

Peer Institution Comparison Data 2019 PLDS Survey

Summary

Compared to library systems serving similar sized populations the B&ECPL is a Bargain

Provides Service at Low Cost

Operating expenditures are in the lower third (Rank: 13th out of 18)

Expenditures per capita are in the lower third (Rank: 13th out of 18)

Average cost per open hour is the bottom quarter (Rank: 16th out of 18)

Covers a Larger Service Area With Smaller Branches

B&ECPL's service area, 1,043 square miles, is near the top of the group (Rank: 2nd out of 15)

While the number of branches, 36, is second (Rank: tied for 2nd out of 18),

the branch average size in square ft., 9,687, is in the bottom quarter (Rank: 16th out of 17)

Funding and Smaller Average Facility Size Impacts Ability to Provide Services

Circulation is in the lower third (Rank: 13th out of 18)

Visits to library buildings are also in the lower third (Rank: 14th out of 18)

Total number of programs offered are in the upper third (Rank: 5th out of 18)

Total program attendance is in the middle third (Rank: 11th out of 18)

Visits to the Library's website is in the top quarter (Rank: 2nd out of 18)

Buffalo and Erie County Public Library
Peer Institution Comparison Data 2019 PLDS Survey
Sorted by Population of Legal Service Area

Population of legal service area	Library name	State/Province	City	Square miles of legal service area	Number of book-mobiles	Number of branches	Branch Average Sq. Ft.	Public service hours per week	Operating Costs per Open Hour	Library Materials % of Total Operating Expense	Total operating expense	Total Operating Expense Per Capita	Total phys & E-book, downloadable Circulation	Total annual number of library visits	Total annual number of programs	Total annual program attendance	Annual number of visits to the library's website
969,012	Fresno County Public Library	CA	Fresno	4,999	2	29	9,859	1,516	\$330	11.05%	\$26,030,662	\$26.86	4,117,927	2,820,922	5,299	82,824	2,694,685
952,861	Jacksonville Public Library	FL	Jacksonville	918	0	20	24,881	956	\$708	12.20%	\$33,693,690	\$35.36	4,770,548	3,120,911	14,676	220,950	2,286,415
950,715	Austin Public Library	TX	Austin	274	1	24	10,131	1,584	\$604	9.95%	\$49,739,412	\$52.32	6,562,061	3,490,849	5,718	151,464	24,047,758
940,164	Palm Beach County Library System	FL	West Palm Beach	n/r	1	17	23,867	70	\$667	21.58%	\$33,804,427	\$35.96	9,226,787	4,037,084	10,784	260,013	9,558,583
930,553	Gwinnett County Public Library System	GA	Lawrenceville	437	0	15	16,508	924	\$424	11.41%	\$20,363,040	\$21.88	4,409,439	2,757,315	8,750	346,041	1,764,492
919,040	Buffalo & Erie County Public Library	NY	Buffalo	1,043	1	36	9,687	1,711	\$346	10.30%	\$29,121,959	\$31.69	6,519,861	2,862,045	16,942	241,128	12,146,462
901,540	Maricopa County Library District Office	AZ	Phoenix	n/r	0	17	n/r	n/r	\$560	28.73%	\$25,731,237	\$28.54	7,926,238	2,882,422	6,683	167,783	7,093,151
895,112	Kern County Library	CA	Bakersfield	n/r	3	2	141,039	716	\$197	7.61%	\$6,891,447	\$7.70	1,060,873	1,029,914	9,869	119,833	3,236,422
895,000	Edmonton Library Board, City of	AB	Edmonton	270	4	20	13,421	1,356	\$942	11.06%	\$61,348,437	\$68.55	9,326,418	5,513,403	22,031	508,628	9,233,858
885,810	Salt Lake County Library System	UT	West Jordan	701	0	19	20,070	1,204	\$682	15.81%	\$39,888,672	\$45.03	12,617,331	3,310,740	12,518	393,782	4,121,711
877,389	Indianapolis-Marion County Public Library	IN	Indianapolis	380	2	24	32,503	1,343	\$623	13.70%	\$43,522,633	\$49.60	13,213,710	4,047,825	13,911	514,558	9,305,986
874,228	San Francisco Public Library	CA	San Francisco	48	4	27	22,357	1,460	\$1,685	11.61%	\$124,462,083	\$142.37	11,003,581	6,123,244	18,573	479,490	6,413,935
859,148	Saint Louis Public Library	MO	St. Louis	460	9	19	22,018	1,584	\$725	16.36%	\$48,900,485	\$56.92	13,655,287	5,076,711	27,182	558,572	5,667,940
850,548	Columbus Metropolitan Library	OH	Columbus	343	1	22	18,877	1,511	\$858	11.41%	\$67,191,426	\$79.00	14,988,482	5,490,576	8,428	216,892	9,167,023
831,128	Baltimore County Public Library	MD	Towson	640	4	19	20,868	1,352	\$626	17.01%	\$42,702,278	\$51.38	10,230,660	4,552,413	10,508	285,952	5,452,645
824,805	Memphis Public Library & Information Center	TN	Memphis	659	0	17	32,542	912	\$422	7.23%	\$20,403,651	\$24.74	1,351,235	2,040,516	6,370	111,908	982,580
803,000	Multnomah County Library	OR	Portland	465	0	18	8,487	1,031	\$1,461	9.78%	\$76,816,787	\$95.66	18,554,896	3,775,485	18,400	311,305	3,868,361
802,374	Cincinnati & Hamilton County, Pl of	OH	Cincinnati	414	0	40	9,858	2,107	\$529	16.24%	\$57,988,452	\$72.27	19,953,082	5,552,424	16,937	438,558	6,667,692

Columns in blue highlight are calculations

Notes re 18 Libraries - B&ECPL and Comparables:				B&ECPL Rank: 2nd out of 15	B&ECPL Rank: 10th out of 18	B&ECPL Rank: 2nd out of 18	B&ECPL Rank: 16th out of 17	B&ECPL Rank: 2nd out of 17	B&ECPL Rank: 16th out of 18	B&ECPL Rank: 14th out of 18	B&ECPL Rank: 13th out of 18	B&ECPL Rank: 13th out of 18	B&ECPL Rank: 13th out of 18	B&ECPL Rank: 14th out of 18	B&ECPL Rank: 5th out of 18	B&ECPL Rank: 11th out of 18	B&ECPL Rank: 2nd out of 18
919,040	Buffalo & Erie County Public Library - [NY]			1,043	1	36	9,687	1,711	\$346	10.30%	\$29,121,959	\$31.69	6,519,861	2,862,045	16,942	241,128	12,146,462
890,405	Median for Reporting Group			460	1	20	20,070	1,352	\$624	11.51%	\$41,295,475	\$47.32	9,276,603	3,633,167	11,651	272,983	6,040,938
886,802	Average for Reporting Group			803	2	21	25,704	1,255	\$688	13.50%	\$44,922,265	\$51.43	9,416,023	3,804,711	12,977	300,538	6,872,761



Dollar value of your library services

Materials Borrowed	\$51,321,113
+	
Computer Use	\$2,578,308
+	
WiFi Use	\$2,373,361
+	
Program Attendance	\$3,729,717
+	
Info Seeker Questions	\$2,147,925
+	
Online Database Downloads	\$22,676,550

Total Retail Value of Library Services \$84,826,974

2020 Library Tax/Erie County Funding \$25,409,158

\$3.34
in services
for every
\$1 funded



Erie County Population (based on 2010 Census) 919,040. Value per capita \$92.30 per resident.



How much money did Erie County residents save in 2020 by using Library services?

Borrower Savings	Over \$51,321,113!		
4,431,875 Total circulation	x	\$11.58 Estimated retail value ¹	= \$51,321,113 Total savings
Computer User Savings	Over \$2,578,308!		
214,859 Computer sessions	x	\$12/hr Estimated retail cost to reserve a computer	= \$2,578,308 Total savings
WiFi User Savings	Over \$2,373,361!		
298,536 WiFi sessions	x	\$7.95 Estimated retail cost per session ²	= \$2,373,361 Total savings



1) Average cost top 3 titles from NY Times best sellers - 1/27/2019.
Music download estimated retail value, Apple iTunes Store: \$.69, \$.99, \$1.29 each.
2 night Redbox rental (movies borrowed from library free for 7 days).
Average cost of Billboards 2021 Top 5 albums @ Amazon, Target & Walmart
2) WiFi session - Boingo.com approx. \$7 per hour.

In Library & Virtual Program Attendee Savings

Over \$3,729,717!

81,805
In Library attendees

+

321,844
Virtual attendees

= 403,649
Total attendees

403,649
Attendees

x \$9.24
Estimated retail cost of program³

= \$3,729,717
Total savings

Info Seeker Savings

Over \$2,147,925!

143,195
Questions

x \$15.00
Estimated retail value

= \$2,147,925
Total savings

Online Database User Savings

Over \$22,676,550!

1,511,770
Total # of articles

x \$15.00
Estimated retail value to access articles online⁴

= \$22,676,550
Total savings

3) Average cost children's and adult matinee tix @ Regal Cinema - Elmwood Center.
4) Average cost text article from database site. For online resources that provide full text articles, average cost is \$15.00. Many cases only citation available. (Elsevier, Jstor)
This worksheet is adapted from Massachusetts Library Association, Chelmsford Public Library and Maine State Library.



the Buffalo &
Erie County
Public Library
returns

a minimum of
\$3.34
in services!

Buffalo & Erie County Public Libraries
added to the
quality of life
in our great community
during the COVID-19 pandemic.



In 2020, during a pandemic year, there were **1.25**
million visits



Libraries are important; they bring people and ideas together and are unique in their offerings. This past pandemic year, residents of Erie County had free access to over 3.3 million resources and reference materials including books, e-content, virtual programs and more. Some services and hours were curtailed during the year. The Library's website (www.BuffaloLib.org) and WiFi provided 24/7 access to information.

The enclosed information quantifies the value of just a few of the FREE library services available to all.

Erie County Taxpayers 2020

Your Library . . . A Great Return on Your Investment





2022 Budget
Operating and Grants - by Line Item Per SAP Structure
Pursuant to B&ECPL Board of Trustees Resolution 2021-41
December 16, 2021

Important note: Contract libraries directly collect revenue including fine, fee, photocopy and printer recovery charges that, while not reflected in the SAP financial system, do offset costs of operation incurred directly by the contracting library (for such things as minor repair, water, sewer and modest other operating expense). Fine/fee revenue net of the above direct contract library expense is returned to the System to support the contracting libraries' labor expense under the Centralized Human Resources Program (CHR). This return is recorded at the end of the year via the "Refunds-Cont Library" line (SAP 419010).

This Page Intentionally Blank

BUFFALO AND ERIE COUNTY PUBLIC LIBRARY
2022 Operating Budget

Operating Revenue

LIBRARY REAL PROPERTY TAX	400020	24,910,939	25,409,158	25,917,341	0	25,917,341	26,435,688	26,435,688	518,347	2.0%	County Budget allocation shares a portion of levy growth supported by growth in the property tax base. This helps the Library provide quality services and address contractually obligated costs.	
USE OF FUND BALANCE	402190			881,500	961,296	1,842,796	703,642	650,000	1,353,642	472,142	53.6%	Use of fund balance helps to partially offset the impact of rising contractually obligated and/or mandated expenses and a gradual return of patron activity post COVID-19's impact on Library operations generated revenue. Library Board changes include \$400,000 to put towards accelerated computer replacements to be ready for Windows 11 and \$250,000 to transition to new digital content services.
STATE AID-FR LIB INCL INCENT AID	408140	1,963,842	1,513,918	1,721,731	589,612	2,311,343	1,911,437	1,911,437	189,706	11.0%	2022 NYS aid estimate is maintained at the same level as NY State's enacted 2021-22 Budget, which was a significant improvement over the Governor's proposed budget, which would have reduced library aid by \$7.1 million statewide (7.5%). The 2021 adjusted budget includes 2020 state aid that was withheld in 2020. Influenced by the approval of the Federal <i>American Rescue</i>	
STATE AID-TO MEMBER LIBRARIES	408150	287,648	203,009	252,185	106,619	358,804	282,849	282,849	30,664	12.2%	<i>Plan Act of 2021</i> those funds were released to the Library. It also includes restored state funding in the enacted budget.	
STATE AID-OTHR	408160	45,000	0	0	0	0	0	0	0	n/a	2018 amount reflects non-recurring aid sposored by Senators Gallivan, Jacobs and Ranzenhofer and Assemblymember Walters and 2019 amount reflects aid sposored by assembly members Wallace and Ryan to assist libraries in their districts.	
LIBRARY CHARGES-FINES (Central & Buffalo Libraries only)	419000	306,050	143,808	213,819	0	213,819	130,202	130,202	(83,617)	-39.1%	Library charges/fine revenue reflects activity generated at the Central Library and Buffalo Branch Libraries only. Fine/charge revenue generated at libraries outside Buffalo are collected directly by each library. Fine revenue returned to the System by libraries outside Buffalo to support their labor expense under the Centralized Human Resources Program (CHR) is recorded at the end of the year via the "Refunds from Contract Libraries" line. Decrease reflects a continuing shift in circulation towards e-books and downloadables which expire when due and therefore do not generate overdue fines along with COVID-19 related gradually recovering but reduced visitation levels.	
REFUNDS FROM CONTRACT LIBRARIES	419010	302,065	86,210	193,268	(166,141)	27,127	35,967	35,967	(157,301)	-81.4%		
RENT RL PROP- Partners; Auditorium & Meeting Rooms	420510	18,876	22,147	24,000	0	24,000	24,000	24,000	0	0.0%	Based upon agreements and past usage.	
COMMISSIONS-TEL BOOTH / VENDING FOOD SVC (Central & Buffalo Libraries)	420530	11,115	7,846	14,400	0	14,400	14,400	14,400	0	0.0%	Principally vending services at the Central Library.	
OTHER DEPT INCOME-COPIES (Central & Buffalo Libraries)	422000	25,497	14,863	17,587	0	17,587	17,290	17,290	(297)	-1.7%	Based upon projected usage, including COVID-19 impacts	
REFUND OF PRIOR YEAR EXPENSES	423000	41,604	16,914	10,000	0	10,000	10,000	10,000	0	0.0%		

BUFFALO AND ERIE COUNTY PUBLIC LIBRARY

2022 Operating Budget

	SAP Account	FY 2019 Actual	FY 2020 Actual	2021 Library Budget			2022 Library Budget									
				Res 2020-38 Library Adpt Budget	Encumb. /Adjusts /Revisions	Revised Budget	2022 Erie County Adopted	Library Board Changes	Library Budget Per Res 2021-41	Change from 2021 Library Adopted						
										Dollars	Percent					
as of 8/12/2021																
INTEREST & EARNINGS REGULAR	445030	11,078	5,051	6,000	0	6,000	2,000		2,000	(4,000)	-66.7%	Assumes continued low interest rate environment.				
MISCELLANEOUS RECEIPTS	466000	0	0	0	135,000	135,000	0		0	0	n/a					
NSF CHECK FEES (Central & Buffalo Libraries)	466010	0	0	15	0	15	15		15	0	0.0%					
MINOR SALE OTHER (Central & Buffalo Libraries)	466020	4,730	2,182	4,558	0	4,558	2,223		2,223	(2,335)	-51.2%	Based upon projected usage, including COVID-19 impacts				
MINOR SALE BOOK BAGS (Central & Buffalo Libraries)	466030	822	425	800	0	800	600		600	(200)	-25.0%	Based upon projected usage, including COVID-19 impacts				
MINOR SALE PRINTING (Central & Buffalo Libraries)	466040	60,245	34,660	58,712	0	58,712	41,400		41,400	(17,312)	-29.5%	Based upon projected usage, including COVID-19 impacts				
MISC. DEPARTMENTAL INCOME	467000	6,396	4,552	5,000	0	5,000	5,000		5,000	0	0.0%					
OTHER CONTRIBUTION	479100	58,237	60,073	25,000	0	25,000	25,000		25,000	0	0.0%	Reflects the target for the Library's fundraising campaign "Bucks for Books".				
SUBTOTAL OPERATING REVENUE							28,054,144	27,524,816	29,345,916	1,626,386	30,972,302	29,641,713	650,000	30,291,713	945,797	3.2%
</																

Pursuant to B&ECPL Board
Resolution 2021-41

Pursuant to B&ECPL Board
Resolution 2021-41

BUFFALO AND ERIE COUNTY PUBLIC LIBRARY

2022 Operating Budget

SAP Account	FY 2019 Actual	FY 2020 Actual	2021 Library Budget			2022 Library Budget						
			Res 2020-38 Library Adpt Budget	Encumb. /Adjusts /Revisions	Revised Budget	2022 Erie County Adopted	Library Board Changes	Library Budget Per Res 2021-41	Change from 2021 Library Adopted			
									Dollars	Percent		
as of 8/12/2021												
OFFICE SUPPLIES (for all libraries)	505000	193,239	131,610	224,950		224,950	191,450		191,450	(33,500)	-14.9%	Decrease primarily reflects demand driven printer/ toner expense, particularly for high volume public computer printers (down \$29,000). This correlates to a gradual return of patron activity post COVID-19.
CLOTHING SUPPLIES	505200	3,972	2,972	5,500		5,500	6,000		6,000	500	9.1%	
AUTO SUPPLIES	505600	10,462	9,101	14,250		14,250	15,250		15,250	1,000	7.0%	Increased tire prices a key factor.
MEDICAL SUPPLIES	505800	1,562	1,763	2,500		2,500	2,500		2,500	0	0.0%	
REPAIRS & MAINTENANCE SUPPLIES	506200	181,868	164,783	174,300	36,134	210,434	187,300		187,300	13,000	7.5%	Supply cost increases, including higher rated air filters plus continued Personal Protection Equipment/Supplies - including hand sanitizer, face coverings, gloves, shields.
HIGHWAY SUPPLIES (rock salt)	506400	17,524	9,513	17,000		17,000	18,000		18,000	1,000	5.9%	Rock Salt and deicers: For entire library system. Increase reflects usage and higher prices for salt.
LOCAL MILEAGE REIMBURSEMENT	510000	9,849	3,336	11,000		11,000	12,500		12,500	1,500	13.6%	Increase reflects more movement of staff between facilities to maintain coverage and offer programs.
OUT OF AREA TRAVEL	510100	19,951	4,072	19,000		19,000	15,500		15,500	(3,500)	-18.4%	Assumes continued use of zoom and related remote meeting programs reduces travel for training and meetings as the evolving recovery from the COVID-19 pandemic continues.
TRAINING & EDUCATION	510200	49,095	34,712	56,100		56,100	103,050		103,050	46,950	83.7%	Increase supports contract trainers related to Active Shooter and other emergency situations.
UTILITY CHARGES Water/Sewer/ phone/Data Lines/Internet Access; & fuel oil. See Interfund Enterprise Utility Line for Electric & Natural Gas	515000	103,708	117,599	133,173		133,173	140,243		140,243	7,070	5.3%	The federal e-Rate program funds eligible telecommunications and Internet Access expense found in this category, at up to 90% for eligible Wide Area Network and Internet Access costs.
CONTRACTUAL PAYMENTS										0		
ANGOLA PUBLIC 2	516010			0	17,273	17,273	0		0	0	n/a	
AURORA TOWN PUBLIC 1, 2	516010			0	7,875	7,875	0		0	0	n/a	
BOSTON FREE	516010	1,394	3,316	4,996	8,920	13,916	7,045		7,045	2,049	41.0%	This funding supports contracting library other operating costs
CHEEKTOWAGA PUBLIC	516010		15,000	0	15,742	15,742	10,350		10,350	10,350	n/a	above the amount of locally collected fine/fee revenue at some
CLARENCE PUBLIC	516010			0	113,347	113,347	950		950	950	n/a	contracting libraries. Remaining contracting libraries generate
COLLINS PUBLIC 1, 2	516010			604	4,625	5,229	3,515		3,515	2,911	n/a	fine/fee revenue in excess of local other operating costs and that
CONCORD PUBLIC 2	516010			560	3,887	4,447	3,070		3,070	2,510	n/a	difference is returned to the Library system (see Refunds from
EDEN PUBLIC 2	516010	882	1,887	2,655	25,111	27,766	5,195		5,195	2,540	95.7%	Contract Libraries revenue line). The gradual return of patron
ELMA PUBLIC	516010			0	19,055	19,055	2,085		2,085	2,085	n/a	activity combined with COVID-19 related changes in how patrons
EWELL FREE-ALDEN 2	516010	2,093	3,416	5,087	40,095	45,182	7,530		7,530	2,443	48.0%	use libraries result in lower traditional fine and fee revenue (for
GRAND ISLAND MEMORIAL	516010			0	3,411	3,411	770		770	770	n/a	example, an accelerated shift to e-books and e-audiobooks which
HAMBURG PUBLIC 2	516010		10,000	0	6,388	6,388	0		0	0	n/a	are automatically returned on their due dates and hence do not
LACKAWANNA PUBLIC 2	516010	12,417	13,136	14,769	23,970	38,739	18,370		18,370	3,601	24.4%	incur fines). In 2021, the suspension of "hold fees" to facilitate
LANCASTER PUBLIC 1, 2	516010		10,000			0	0		0	0	n/a	patron's ability to order library materials to be sent to the libraries of
MARILLA FREE 1, 2	516010	1,374	2,217	3,298	1,457	4,755	4,655		4,655	1,357	n/a	their choice ready for quick pick-up also contributed to the need to
NEWSTEAD PUBLIC - AKRON 1, 2	516010	312	1,692	3,896	50,074	53,970	7,180		7,180	3,284	84.3%	offset revenue loss. These factors resulted in the increases in this
NORTH COLLINS PUBLIC	516010	2,380	3,646	4,556	1,153	5,709	5,770		5,770	1,214	26.6%	account, It also contributed to a reduction in estimated Refunds
ORCHARD PARK PUBLIC 1, 2	516010			0	7,021	7,021	5,425		5,425	5,425	n/a	from Contract Libraries revenue.
TONAWANDA PUBLIC CITY	516010			0	55,957	55,957	0		0	0	n/a	

BUFFALO AND ERIE COUNTY PUBLIC LIBRARY

2022 Operating Budget

SAP Account	FY 2019 Actual	FY 2020 Actual	2021 Library Budget			2022 Library Budget						
			Res 2020-38 Library Adpt Budget	Encumb. /Adjusts /Revisions	Revised Budget	2022 Erie County Adopted	Library Board Changes	Library Budget Per Res 2021-41	Change from 2021 Library Adopted			
									Dollars	Percent		
as of 8/12/2021												
PROF SERV CONTRACT & FEES	516020	723,699	819,852	824,238	207,367	1,031,605	958,906		958,906	134,668	16.3%	\$100,000 of the increase supports contracted security services for the City Branches to assist in managing high turnover/vacancies. This cost is offset by a corresponding increase in the estimated salary savings credit. The balance of the increase includes additional funding for advertising/ promotion; SIRSI software maintenance; and printing/ mailhouse services supporting fundraising.
MAINTENANCE CONTRACTS	516030	162,348	189,650	215,456		215,456	161,608		161,608	(53,848)	-25.0%	2021 favorable new bid for elevator/escalator maintenance and renewal terms for security system maintenance services were the major components of the decreased expense.
OTHER EXPENSES	530000	156,201	132,240	178,250	43,306	221,556	166,750		166,750	(11,500)	-6.5%	Reduced media case and book care supply purchases.
RENTAL CHARGES	545000	5,800	5,267	5,877		5,877	5,877		5,877	0	0.0%	
INSURANCE PREMIUMS	555050	151,414	146,753	165,218		165,218	171,023		171,023	5,805	3.5%	Directors & officers, general liability, comprehensive cyber liability and related policies - coverage for all library operations.
LOCAL SHARE GRANT MATCH	559000	0	227,378	0	728,300	728,300	0		0	0	n/a	2020: Closeout of NYS Construction Aid Projects at the Coles, Dudley & Gonzales-Soto Libraries, local match share. 2021: includes local match share for the Crane Library Phase 1 improvements project construction in 2021 (source of funds: assigned fund balance for grant match).
LAB & TECH EQUIP	561410	206,974	121,021	87,758	215,071	302,829	87,619	400,000	487,619	399,861	455.6%	Base includes software updates. The \$400,000 change supports accelerated public and staff computer replacements to support transitioning to the Windows 11 environment.
FURNITURE, FIXTURES & OFFICE EQUIP.	561420	54,956	44,301	0	138,509	138,509	0		0	0	n/a	
BUILDINGS & GROUNDS EQUIPMENT	561430	5,604	7,145	0	31,442	31,442	0		0	0	n/a	
MOTOR VEHICLE EQUIPMENT	561440	0	35,730	0	34,246	34,246	0		0	0	n/a	
LIBRARY BOOKS & MEDIA	561450	2,907,229	2,706,423	2,828,460	171,780	3,000,240	2,828,460	250,000	3,078,460	250,000	8.8%	\$25,000 of this cost is budgeted to be supported by donations (see revenue section). The \$250,000 change supports the transition to new digital content services.
INTERFUND-UTILITY ENTERPRISE FUND for Electric & Ngas (Most libraries are included in the electric and all are in the Natural gas pool)	575040	654,617	547,959	767,534	0	767,534	840,995	0	840,995	73,461	9.6%	See Interfund Utilities Detail below.
INTERDEPT-LIBRARY SERVICES (To Corrections Center, Holding Facility and Buildings & Grounds (Court Storage)	942000	(197,203)	(65,537)	(195,533)		(195,533)	(153,468)		(153,468)	42,065	-21.5%	This credit expense offsets costs for providing library services at the Corrections Center & Holding Facility and costs for utilities to the court storage area underneath the Central Library's front ramp.
INTERDEPT-Purchasing Svcs	910600	29,749	28,251	38,396		38,396	42,236		42,236	3,840	10.0%	Erie County assesses these charges for purchasing services.
INTERDEPT-Fleet Svcs (including fuel)	910700	29,073	15,260	42,673		42,673	46,940		46,940	4,267	10.0%	Charges for Library shipping & maintenance vehicle fuel.
INTERFUND EXP. - Sheriff Division Svcs	911500			0	161,080	161,080	177,188		177,188	177,188	n/a	Funds Sheriff dept presence at the Central Library and coordination with area law enforcement.

BUFFALO AND ERIE COUNTY PUBLIC LIBRARY

2022 Operating Budget

SAP Account	FY 2019 Actual	FY 2020 Actual	2021 Library Budget			2022 Library Budget						
			Res 2020-38 Library Adpt Budget	Encumb. /Adjusts /Revisions	Revised Budget	2022 Erie County Adopted	Library Board Changes	Library Budget Per Res 2021-41	Change from 2021 Library Adopted			
									Dollars	Percent		
as of 8/12/2021												
INTERDEPT-DISS	980000	226,370	253,091	16,152	16,152	60,000		60,000	43,848	271.5%	Amount represents Library share of SAP & ORACLE. While the Library utilizes the SAP Enterprise Resource System, it does not utilize DISS provided county network, personal computing device, and telecommunications services/support. 2021 is the second year of a two-year transition to a new charge basis. While higher than 2021, the 2022 estimated charge is substantially lower than 2019's \$253,901 charge.	
TOTAL OPERATING EXPENDITURES						29,641,713	650,000	30,291,713	945,797	3.2%		
Fringe Benefit Detail											Library Board changes reflect the fringe benefit impact of the Librarians' Association settlement and minimum wage impacts. Amounts are transferred from the Contractual Salary Reserves account.	
Employer FICA - REGULAR	502010	929,306	824,131	1,021,239	1,021,239	1,011,837	25,657	1,037,494	16,255	1.6%	Unchanged rates of 6.2% for Social Security and 1.45% for	
Employer FICA - MEDICARE	502020	217,439	192,851	238,850	238,850	236,625	6,002	242,627	3,777	1.6%	Medicare applied to the wage base.	
Employee Health Insurance	502030	2,347,605	2,128,154	2,448,892	2,448,892	2,468,388		2,468,388	19,496	0.8%	Cost estimate based upon current enrollments and net rates (after adjustments for actual utilization). The Labor-Management	
Dental Plan	502040	82,856	60,162	87,396	87,396	91,456		91,456	4,060	4.6%	Healthcare Fund sets rates.	
Workers Compensation	502050	49,729	60,033	75,310	75,310	74,449	1,976	76,425	1,115	1.5%	Estimates are based upon the Library's utilization trends.	
Unemployment Insurance	502060	13,085	379,870	37,997	37,997	37,550	1,022	38,572	575	1.5%		
Hospital & Medical - Retirees	502070	1,322,648	1,356,529	1,494,302	1,494,302	1,497,147	26,826	1,523,973	29,671	2.0%	Program benefits and rates are determined by Labor-Management Healthcare Fund. Budget estimate utilizes prior 18 months utilization plus 5%.	
Health Insurance Waiver	502080	42,769	47,739	50,820	50,820	51,420		51,420	600	1.2%	Estimate based upon the Library's utilization trends.	
Retirement	502100	1,686,599	1,679,962	1,737,106	1,737,106	1,579,133	31,468	1,610,601	(126,505)	-7.3%	Estimate reflects a decrease in New York State and Local Retirement System (NYSLRS) rates for the 4-1-2022 to 3/31/2023 period that were released on August 25, 2021. Rates are applied to a wage base reflecting bargaining unit negotiated COLAs; increased minimum wages; and a continuing wage base shift to the lower cost Tier VI as turnover occurs.	
Total Fringe Benefit Detail:		6,692,036	6,729,433	7,191,912	0	7,191,912	7,048,005	92,951	7,140,956	(50,956)	-0.7%	
Interfund Utilities Detail												
Natural Gas		145,641	125,177	169,103	0	169,103	198,941		198,941	29,838	17.6%	Based upon rolling 24 month projections of usage data combined with market cost estimates provided by the County's pool purchaser, Fluent Energy.
Electricity		508,976	422,782	598,431	0	598,431	642,054		642,054	43,623	7.3%	
Total Interfund Utilities Detail:		654,617	547,959	767,534	0	767,534	840,995	0	840,995	73,461	9.6%	

BUFFALO AND ERIE COUNTY PUBLIC LIBRARY
2022 Grants Budget

Grant Name	2020 Board Adopted Budget	2021 Board Adopted Budget	2022 Budget
Central Library Development Aid			
NEW YORK STATE AID	293,185	257,040	285,589
Total Revenue:	293,185	257,040	285,589
FULL-TIME SALARIES	134,678	136,031	144,804
PART-TIME WAGES	44,800	34,720	39,201
FRINGE BENEFITS	113,707	86,289	101,584
Total Expense:	293,185	257,040	285,589
Central Library Book Aid			
NEW YORK STATE AID	67,633	59,295	65,881
Total Revenue:	67,633	59,295	65,881
LIBRARY BOOKS & MEDIA	67,633	59,295	65,881
Total Expense:	67,633	59,295	65,881
Continuity of Service			
NEW YORK STATE AID	47,296	41,465	46,071
Total Revenue:	47,296	41,465	46,071
PART-TIME WAGES	41,966	36,590	41,218
FRINGE BENEFITS	5,330	4,875	4,853
Total Expense:	47,296	41,465	46,071
Coordinated Outreach			
NEW YORK STATE AID	159,781	140,082	155,641
Total Revenue:	159,781	140,082	155,641
FULL-TIME SALARIES	91,304	91,705	59,584
PART-TIME WAGES	0	0	62,723
FRINGE BENEFITS	68,477	48,377	33,334
Total Expense:	159,781	140,082	155,641

Pursuant to B&ECPL Board
Resolution 2021-41

BUFFALO AND ERIE COUNTY PUBLIC LIBRARY
2022 Grants Budget

Pursuant to B&ECPL Board
Resolution 2021-41

Grant Name	2020 Board Adopted Budget	2021 Board Adopted Budget	2022 Budget
Library Automation Aid			
NEW YORK STATE AID	72,361	63,438	74,487
Total Revenue:	72,361	63,438	74,487
FULL-TIME SALARIES	34,293	35,515	36,263
PART-TIME WAGES	17,770	13,545	10,935
FRINGE BENEFITS	20,298	14,378	27,289
Total Expense:	72,361	63,438	74,487
State Correctional Facilities			
NEW YORK STATE AID	43,250	37,918	36,130
Total Revenue:	43,250	37,918	36,130
PERSONAL SERVICES			
PART-TIME WAGES	23,316	22,100	20,020
FRINGE BENEFITS	2,634	2,547	1,658
PROF SERVICES & FEES	800	800	800
OFFICE SUPPLIES	1,000	1,000	1,000
OTHER EXPENSES	3,000	2,000	2,000
LIBRARY BOOKS & MEDIA	12,500	9,471	10,652
Total Expense:	43,250	37,918	36,130
County Correctional Facilities			
NEW YORK STATE AID	8,294	7,271	8,079
Total Revenue:	8,294	7,271	8,079
PERSONAL SERVICES			
PART-TIME WAGES	6,285	5,408	6,370
FRINGE BENEFITS	509	863	709
OFFICE SUPPLIES	1,500	1,000	1,000
LIBRARY BOOKS & MEDIA	0	0	0
Total Expense:	8,294	7,271	8,079
TOTAL LIBRARY GRANTS			
NEW YORK STATE AID	691,800	606,509	671,878
	691,800	606,509	671,878

BUFFALO AND ERIE COUNTY PUBLIC LIBRARY
2022 Erie County Capital Budget For Library Projects

While not part of the Library’s Operating Budget, Erie County Capital funds have been included in the County's Capital Budget for improvements to the County-owned Central Library building and system related improvements:

Erie County
Budget

DPW (Buildings and Grounds) - Buffalo & Erie County Public Library - Various Improvements/Upgrades

This work will include, but is not limited to: interior and exterior building components and various mechanical, electrical, and plumbing systems, miscellaneous interior renovations, building envelope improvements, and overall maintenance of the facility.

Bonded Project: **\$500,000**

Shipping and Maintenance Vehicle Replacement Program

Replaces one (1) delivery/materials shipping vehicle (exceeding 150,000 miles) and one (1) maintenance vehicle with snow/plow equipment. In 2019 the library moved 84,000 boxes of library material/items amongst B&ECPL facilities located in the county's 1,043 sq. miles. B&ECPL operates a hub and spoke delivery system to move requested material, supplies, and internal correspondence from the Central Library to each outlying library facility. Snow removal operations use pickup trucks with snow plowing/salting equipment.

Pay as you Go Project: **\$90,000**

TOTAL ERIE COUNTY CAPITAL FOR LIBRARY PROJECTS **\$590,000**