

BOARD OF TRUSTEES  
BUFFALO & ERIE COUNTY PUBLIC LIBRARY  
MEETING DATE: December 15, 2022

AGENDA ITEM NUMBER: D.2.b.

RESOLUTION: 2022-47  
Adoption of 2023 Budget

BACKGROUND:

On December 1<sup>st</sup>, the Erie County Legislature adopted a 2023 County Budget with amendments. The Legislature-approved amendments did not change the County Executive's 2023 Proposed Budget allocation for the Library Fund.

The 2023 Operating and Grants Budget sustains library operations and services in an evolving post-COVID world. It prioritizes public access to resources, programs and services to help us serve our communities. A county funding increase of \$1,849,674 (7.0%) will help offset inflation related impacts on library operating costs, including contractually obligated labor costs, a \$1.00 per hour increase in the minimum wage, costs of supplies and utilities in this challenging fiscal environment.

The Library's overall operating budget, including State Aid and library revenue, increases 4.0% from 2022's \$30,291,713 to \$31,491,387 in 2023. Including recurring grants, which are estimated to increase by 7.4%, the combined total increase is 4.0% from 2022's \$30,963,591 to \$32,213,226 in 2023.

While not part of the Library's operating budget, the County's Capital Budget provides: \$2,000,000 in bond funds to replace the Central Library's roof and \$250,000 in "Pay As You Go" funds for other Central Library improvements, which are anticipated to leverage \$250,000 in state funds for a total of \$500,000.

Resolution 2022-47, *2023 Budget in Brief Charts* and *2023 Budget Operating and Grants by Line Item* documents are included for your review and action.

ACTION REQUIRED:

Motion to approve Resolution 2022-47.

RESOLUTION 2022-47

WHEREAS, on December 1<sup>st</sup>, the Erie County Legislature finalized the County's 2023 Budget allocation for the Library, and

WHEREAS, the County's enacted budget provides a 7.0% increase in County Library Tax funding from 2022's \$26,435,688 to \$28,285,362, and

WHEREAS, since this increase is less than the anticipated 13% growth in the tax base, the Library portion of the average County Property Tax rate per \$1,000 of equalized full market value will decrease, and

WHEREAS, this funding will allow the Buffalo & Erie County Public Library (B&ECPL) to sustain operations, prioritizing public access to resources, programs and services to help us serve our communities, and

WHEREAS, it helps to offset inflation related impacts on library operating costs, including contractually obligated labor costs, a \$1.00 per hour increase in the minimum wage, costs of supplies and utilities in this challenging fiscal environment, and

WHEREAS, the Board of Trustees expresses its appreciation to the County Executive for recommending the funding and to the County Legislature in approving the recommended funding, and

WHEREAS, strong public support for the B&ECPL reinforces both the continuing need for innovative and responsive library services in an evolving post-COVID environment, now therefore be it

RESOLVED, that the Board of Trustees of the Buffalo & Erie County Public Library adopts the 2023 Budget, utilizing the following sources to provide library services in 2023:

\$28,285,362 – County Property Tax for Library Purposes

\$ 2,321,930 – New York State Aid – Operating Budget

\$ 716,119 – Use of Fund Balance

\$ 167,976 – Library Fines, Fees and Other Revenue

**\$31,491,387 – Total Operating Budget**

\$ 721,839 – Library Recurring Grants Budget

**\$32,213,226 – Combined Operating and Grants Budget**, further detailed in the *2023 Budget in Brief Charts* and the accompanying *2023 Budget Operating and Grants by Line Item* document, and be it finally

RESOLVED, that the budget documents and schedules be promptly posted on the Library's website and the Library Director or his designee(s) are authorized to execute all needed forms and accounting entries to implement this budget promptly.

Approved unanimously at a meeting of the Board of Trustees  
of the Buffalo & Erie County Public Library  
on December 15, 2022.

This Page Intentionally Blank



---

**2023 Budget in Brief Charts**  
**Pursuant to B&ECPL Board of Trustees Resolution 2022-47**  
**December 15, 2022**

---

This Page Intentionally Blank

# Buffalo & Erie County Public Library

## 2023 Budget Change vs 2022

	2022 Budget	2023 Budget	Change	
<b>OPERATING BUDGET</b>				
<b>Revenue</b>				
Library Real Property Tax	\$26,435,688	\$28,285,362	\$1,849,674	7.0%
NY State Aid	\$2,194,286	\$2,321,930	\$127,644	5.8%
Use of Fund Balance	\$1,353,642	\$716,119	(\$637,523)	-47.1%
All Other	\$308,097	\$167,976	(\$140,121)	-45.5%
<b>Total Revenue</b>	<b>\$30,291,713</b>	<b>\$31,491,387</b>	<b>\$1,199,674</b>	<b>4.0%</b>
<b>Expense</b>				
Salaries & Wages	\$16,733,578	\$17,466,188	\$732,610	4.4%
Reduction from Personal Svcs	(\$563,478)	(\$249,440)	\$314,038	-55.7%
Contractual Salary Reserves	\$162,820	\$444,136	\$281,316	172.8%
FICA (Social Security & Medicare)	\$1,280,121	\$1,336,168	\$56,047	4.4%
Employee Health Insurance	\$2,468,388	\$2,423,377	(\$45,011)	-1.8%
Hospital & Medical - Retirees	\$1,523,973	\$1,447,933	(\$76,040)	-5.0%
Retirement (NY State System)	\$1,610,601	\$1,527,537	(\$83,064)	-5.2%
Supplies & Repairs/Maintenance	\$582,108	\$651,476	\$69,368	11.9%
Professional Services	\$958,906	\$873,461	(\$85,445)	-8.9%
Insurance - Liability Coverage	\$171,023	\$169,482	(\$1,541)	-0.9%
Library Materials	\$3,078,460	\$3,078,460	\$0	0.0%
Telecom & Internet; Water & Sewer	\$140,243	\$143,604	\$3,361	2.4%
Interfund Utilities (Electric & Ngas)	\$840,995	\$1,096,206	\$255,211	30.3%
County Charges for Data Svcs.; Purchasing Svcs; Fleet Svcs.; and Sheriff Div Svcs.	\$326,364	\$359,001	\$32,637	10.0%
All Other	\$977,611	\$723,798	(\$253,813)	-26.0%
<b>Total Operating Expense</b>	<b>\$30,291,713</b>	<b>\$31,491,387</b>	<b>\$1,199,674</b>	<b>4.0%</b>

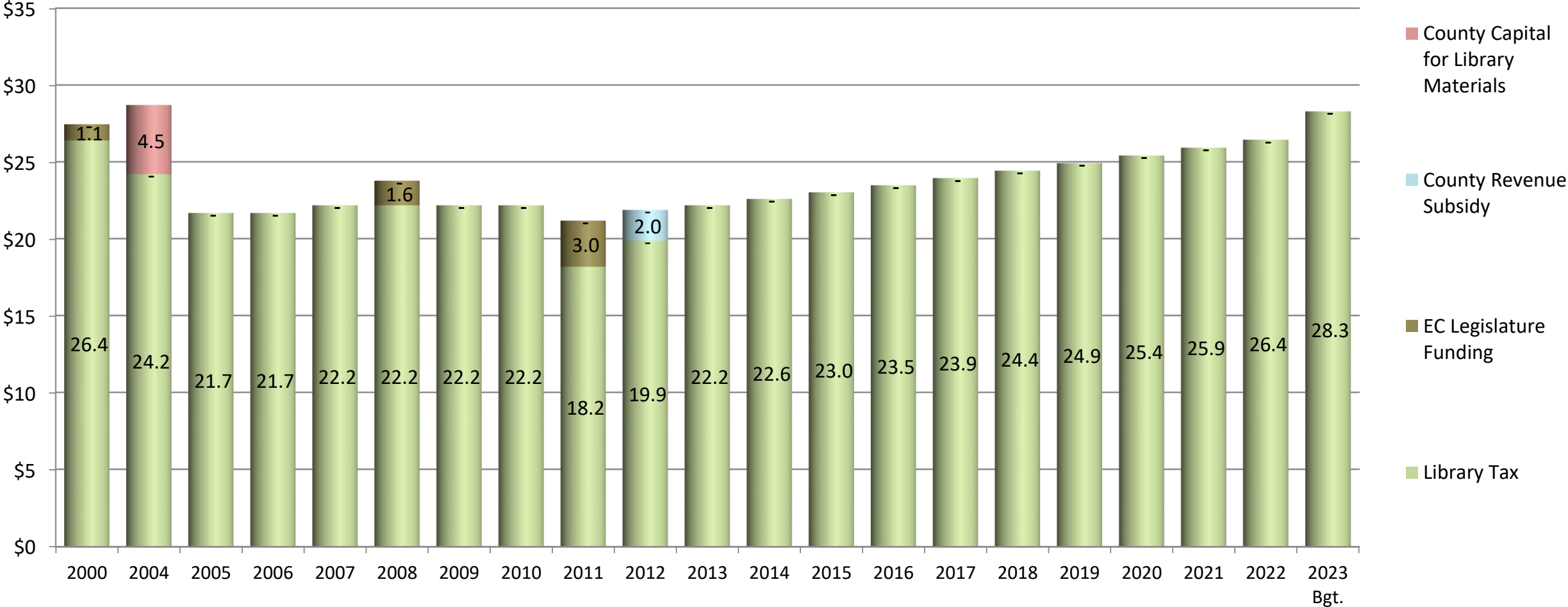
# Buffalo & Erie County Public Library

## 2023 Budget Change vs 2022

	2022 Budget	2023 Budget	Change	
<b>LIBRARY GRANTS</b>				
<b>Grant Revenue - NY State</b>	<b>\$671,878</b>	<b>\$721,839</b>	<b>\$49,961</b>	<b>7.4%</b>
<b>Grant Expense by Grant</b>				
Central Library Book Aid	\$65,881	\$69,147	\$3,266	5.0%
Central Library Development Aid	\$285,589	\$295,435	\$9,846	3.4%
Continuity of Service	\$46,071	\$47,789	\$1,718	3.7%
NYS Library Automation Grant	\$74,487	\$73,956	(\$531)	-0.7%
Coordinated Outreach	\$155,641	\$183,431	\$27,790	17.9%
Library Services to County Correctional Facilities	\$8,079	\$8,380	\$301	3.7%
Library Services to State Correctional Facilities	\$36,130	\$43,701	\$7,571	21.0%
<b>Grant Program Expense</b>	<b>\$671,878</b>	<b>\$721,839</b>	<b>\$49,961</b>	<b>7.4%</b>
<b>TOTAL OPERATING &amp; GRANTS</b>				
<b>Revenue</b>	<b>\$30,963,591</b>	<b>\$32,213,226</b>	<b>\$1,249,635</b>	<b>4.0%</b>
<b>Expense</b>	<b>\$30,963,591</b>	<b>\$32,213,226</b>	<b>\$1,249,635</b>	<b>4.0%</b>



# COUNTY SUPPORT FOR B&ECPL OPERATING AND LIBRARY MATERIALS



Over this period major funding changes included:

**2005**  
**\$7 Million Cut**  
**-24%**  
 Service reductions and layoffs, 15 libraries and 4 mobile units closed.

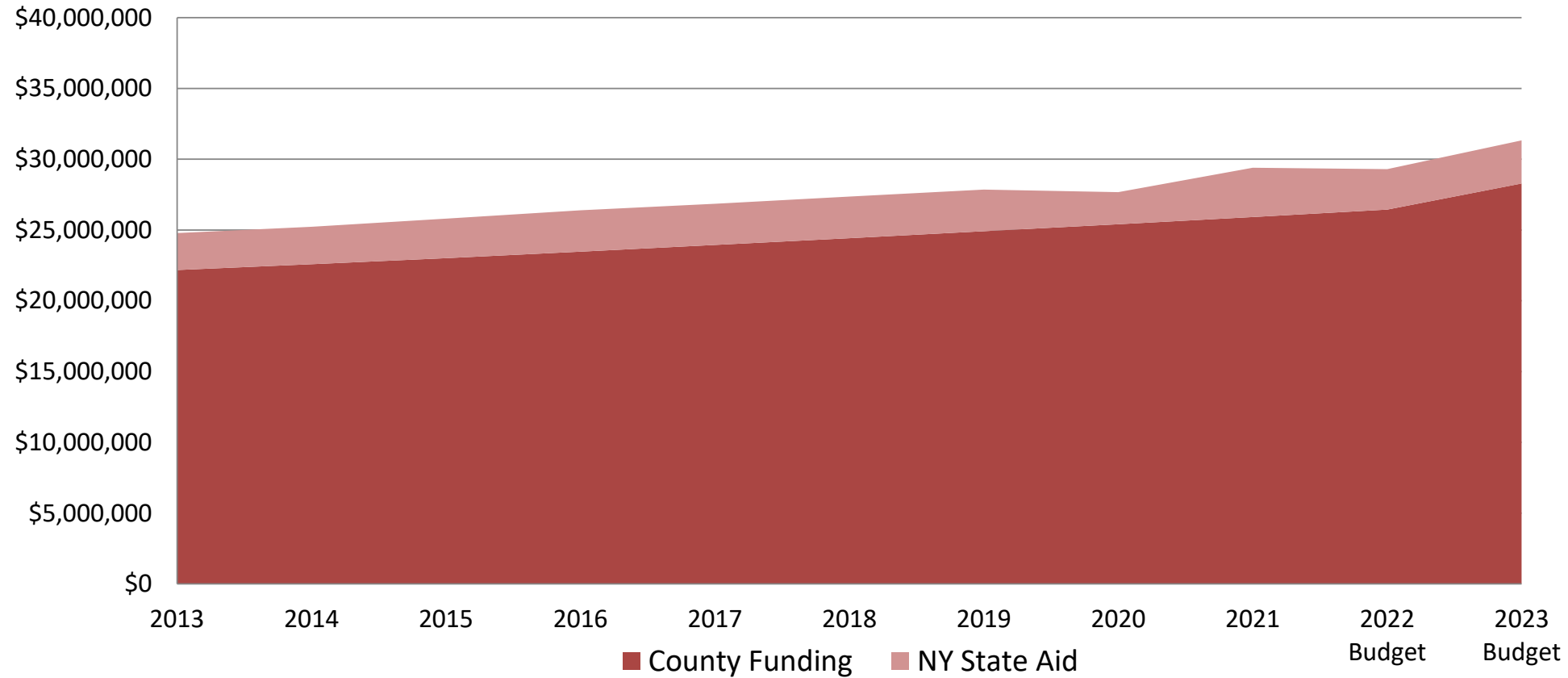
**2009**  
**\$1.6 Million Cut**  
**-7%**  
 Used fund balance; RFID technology; staffing reductions via attrition to postpone service cuts.

**2011**  
**\$1 Million**  
**-5% Cut**  
 Open hours and programs/services reduced; layoffs.

**2012 - 2023**  
**Sustaining Funding**  
 Open hours and program/service restorations and improvements made within annual growth in county support averaging 2% through 2022. 2023 allocation increase is 7% to offset inflation and contractually obligated cost increases.

**Notes:** Dollars in millions; \$3.0 million County Legislature funding for 2011 provided in December 2010; Consumer Prices will have increased approximately 78% since 2000.

## Buffalo & Erie County Public Library Revenue and Contractually Obligated Cost Trends

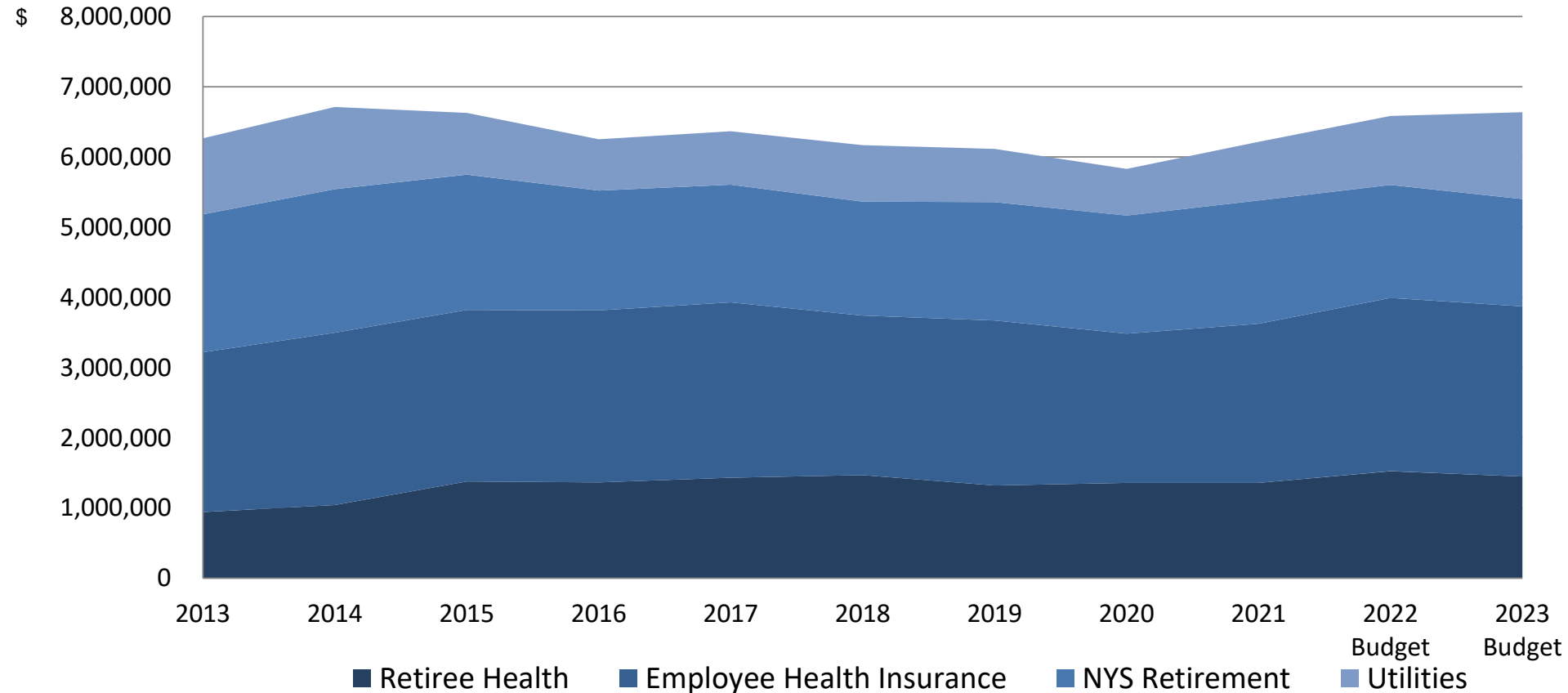


	2013	2014	2015	2016	2017	2018	2019	2020	2021	2022 Budget	2023 Budget	Change Since 2013*	
County Funding	22,172,457	22,588,324	23,013,857	23,474,134	23,943,617	24,422,489	24,910,939	25,409,158	25,917,341	26,435,688	28,285,362	6,112,905	28%
NY State Aid	2,610,019	2,637,797	2,791,124	2,911,659	2,913,080	2,941,815	2,943,290	2,256,103	3,481,593	2,866,164	3,043,769	433,750	17%
<b>Total</b>	<b>24,782,476</b>	<b>25,226,121</b>	<b>25,804,981</b>	<b>26,385,793</b>	<b>26,856,697</b>	<b>27,364,304</b>	<b>27,854,229</b>	<b>27,665,261</b>	<b>29,398,934</b>	<b>29,301,852</b>	<b>31,329,131</b>	<b>6,546,655</b>	<b>26%</b>

\* Consumer Prices are estimated to increase 31% between January 2013 and January 2023.

NY State Aid includes operating and grants. 20% of 2020 NY State Aid was withheld due to COVID related revenue uncertainties, the 20% was released in March 2021 after passage of the Federal American Rescue Plan Act of 2021.

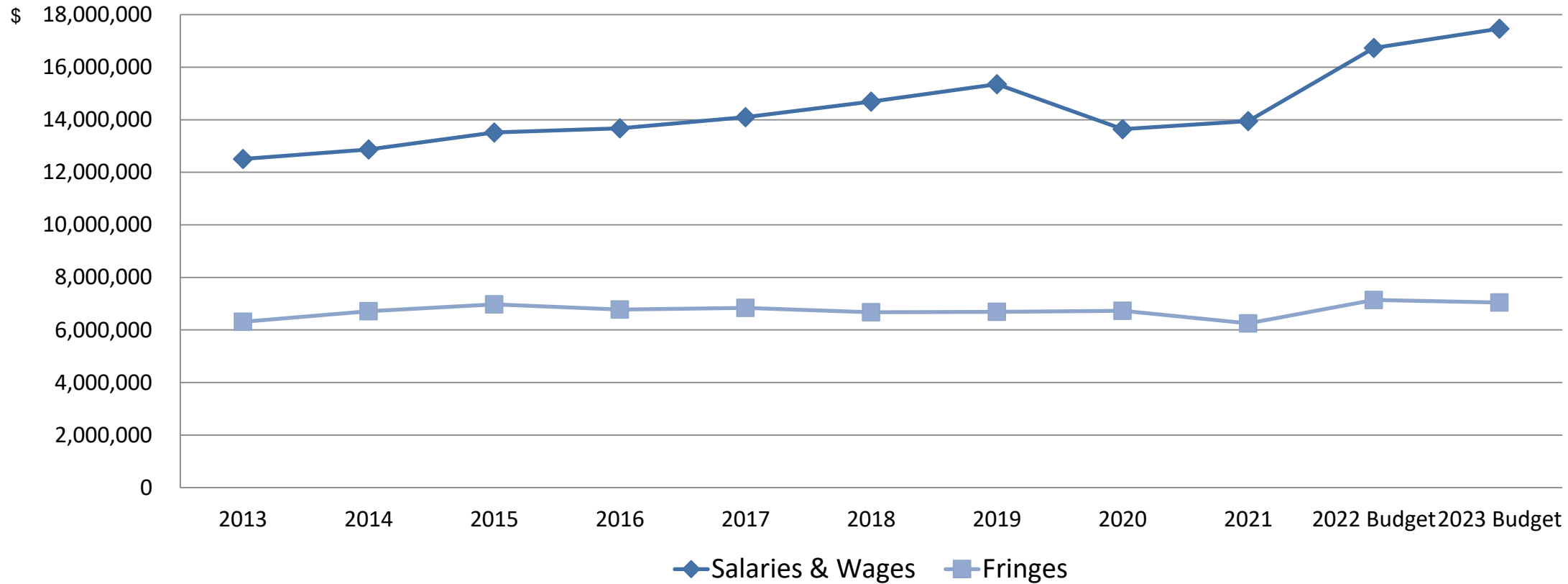
## Buffalo & Erie County Public Library Revenue and Contractually Obligated Cost Trends



	2013	2014	2015	2016	2017	2018	2019	2020	2021	2022 Budget	2023 Budget	Change Since 2013*		
<b>Operating Budget:</b>														
Utilities	1,080,223	1,170,770	878,863	730,793	761,727	805,596	758,325	665,558	834,465	981,238	1,239,810	159,587	15%	
NYS Retirement	1,965,477	2,045,598	1,925,216	1,707,186	1,674,967	1,622,104	1,686,599	1,679,962	1,755,104	1,610,601	1,527,537	(437,940)	-22%	
Employee Health Insurance	2,275,227	2,453,384	2,443,513	2,450,610	2,497,442	2,270,709	2,347,605	2,128,154	2,265,716	2,468,388	2,423,377	148,150	7%	
Retiree Health	942,895	1,042,423	1,379,176	1,364,429	1,430,948	1,469,925	1,322,648	1,356,529	1,358,847	1,523,973	1,447,933	505,038	54%	
<b>Total</b>	<b>6,263,822</b>	<b>6,712,176</b>	<b>6,626,767</b>	<b>6,253,018</b>	<b>6,365,084</b>	<b>6,168,334</b>	<b>6,115,177</b>	<b>5,830,203</b>	<b>6,214,133</b>	<b>6,584,200</b>	<b>6,638,657</b>	<b>374,835</b>	<b>6%</b>	

\* Consumer Prices are estimated to increase 31% between January 2013 and January 2023.

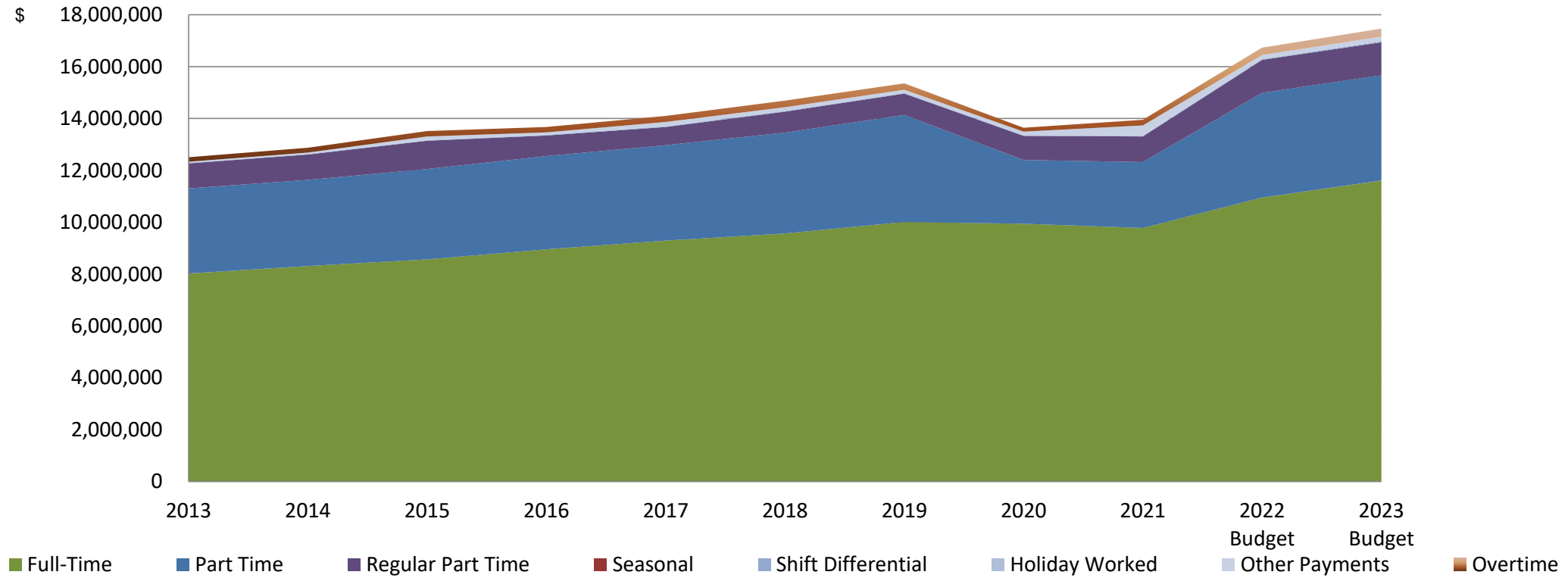
### Buffalo & Erie County Public Library Operating Budget\* Personnel Cost Trends



	2013	2014	2015	2016	2017	2018	2019	2020	2021	2022 Budget	2023 Budget	Change Since 2013	
Salaries & Wages	12,507,336	12,870,676	13,515,458	13,674,698	14,097,533	14,689,508	15,353,828	13,645,762	13,947,746	16,733,578	17,466,188	4,958,852	39.6%
Fringes	6,314,773	6,709,162	6,973,438	6,776,796	6,840,134	6,677,449	6,692,036	6,729,433	6,251,542	7,140,956	7,047,281	732,508	11.6%
<b>Total Personnel</b>	<b>18,822,109</b>	<b>19,579,839</b>	<b>20,488,896</b>	<b>20,451,494</b>	<b>20,937,667</b>	<b>21,366,957</b>	<b>22,045,864</b>	<b>20,375,195</b>	<b>20,199,289</b>	<b>23,874,534</b>	<b>24,513,469</b>	<b>5,691,360</b>	<b>30.2%</b>

\* Excludes grant funded positions. From January 2013 - January 2023 the Consumer Price will have increased an estimated 31%. See Salary & Wages and Fringe Benefits Charts for additional detail.

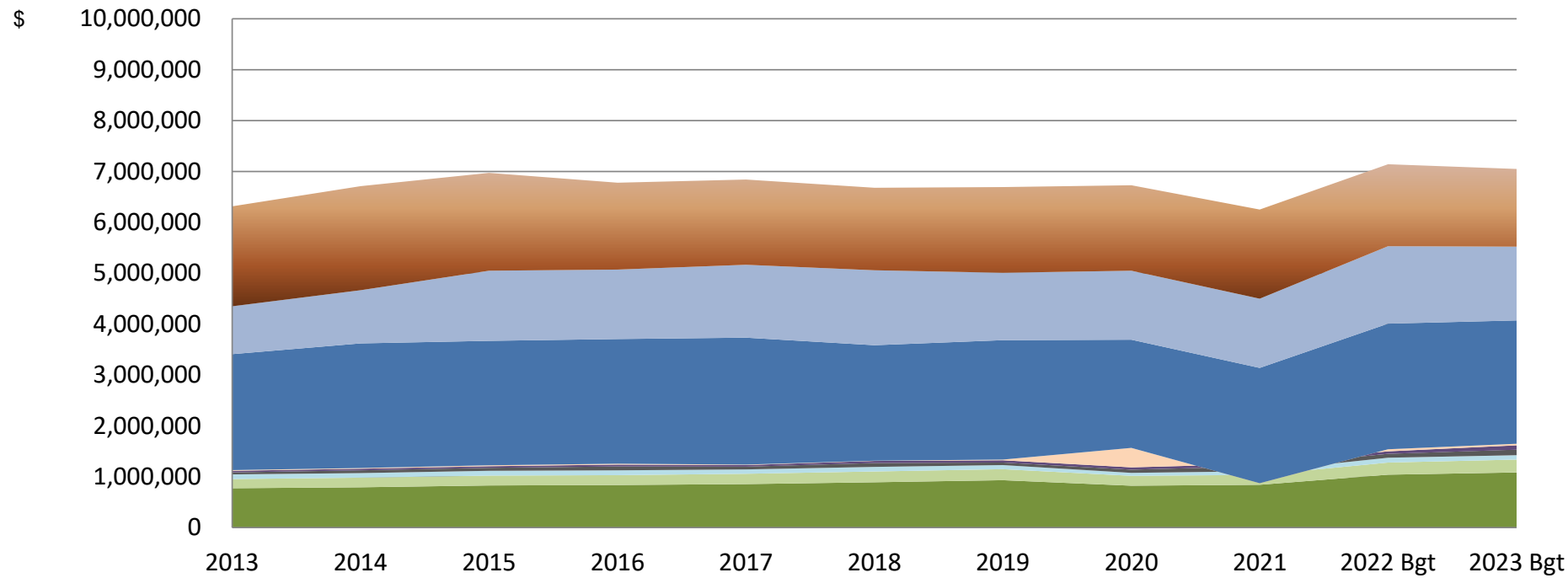
### Buffalo & Erie County Public Library Operating Budget Salary and Wage Trends



	2013	2014	2015	2016	2017	2018	2019	2020	2021	2022 Budget	2023 Budget	Change Since 2013	
Full-Time	8,021,670	8,308,825	8,567,405	8,955,070	9,292,528	9,566,171	10,011,281	9,943,798	9,774,780	10,952,480	11,606,246	3,584,576	44.7%
Part Time	3,281,212	3,320,392	3,478,779	3,598,246	3,676,701	3,885,440	4,127,241	2,456,230	2,543,539	4,036,330	4,065,586	784,374	23.9%
Regular Part Time	966,777	980,559	1,092,127	793,470	704,030	814,155	817,696	927,200	988,200	1,267,268	1,264,356	297,579	30.8%
Seasonal	3,174	0	0	0	0	0	0	0	0	0	0	(3,174)	-100.0%
Shift Differential	15,328	17,208	16,702	16,620	18,566	20,978	21,514	21,283	23,559	25,000	35,000	19,672	128.3%
Holiday Worked	14,456	16,275	18,394	15,158	17,236	18,069	19,566	16,167	21,794	22,500	25,000	10,544	72.9%
Other Payments	29,749	39,878	132,971	86,489	160,853	127,280	114,167	130,910	376,769	140,000	160,000	130,251	437.8%
Overtime	174,970	187,539	209,080	209,645	227,618	257,415	242,362	150,175	219,105	290,000	310,000	135,030	77.2%
<b>Total Salaries &amp; Wages *</b>	<b>12,507,336</b>	<b>12,870,676</b>	<b>13,515,458</b>	<b>13,674,698</b>	<b>14,097,533</b>	<b>14,689,508</b>	<b>15,353,828</b>	<b>13,645,762</b>	<b>13,947,746</b>	<b>16,733,578</b>	<b>17,466,188</b>	<b>4,958,852</b>	<b>39.6%</b>

The change over time reflects the impact of contract settlements and progressive increases in the minimum wage from \$7.25 per hour in 2013 to \$14.20 per hour in 2023 a 96% (\$6.95 per hour) increase over the ten year period. Part-time workhours reduced through attrition to partially offset. Had the minimum wage not changed, 2023 part-time expense would be below 2013. Other payments in 2015 and 2017 included contract settlement payments; and 2016-23 include vacation sell back costs. From 2013 - January 2023 the Consumer Price will have increased an estimated 31%.

## Buffalo & Erie County Public Library Operating Budget\* Contractually Obligated Fringe Benefit Trends

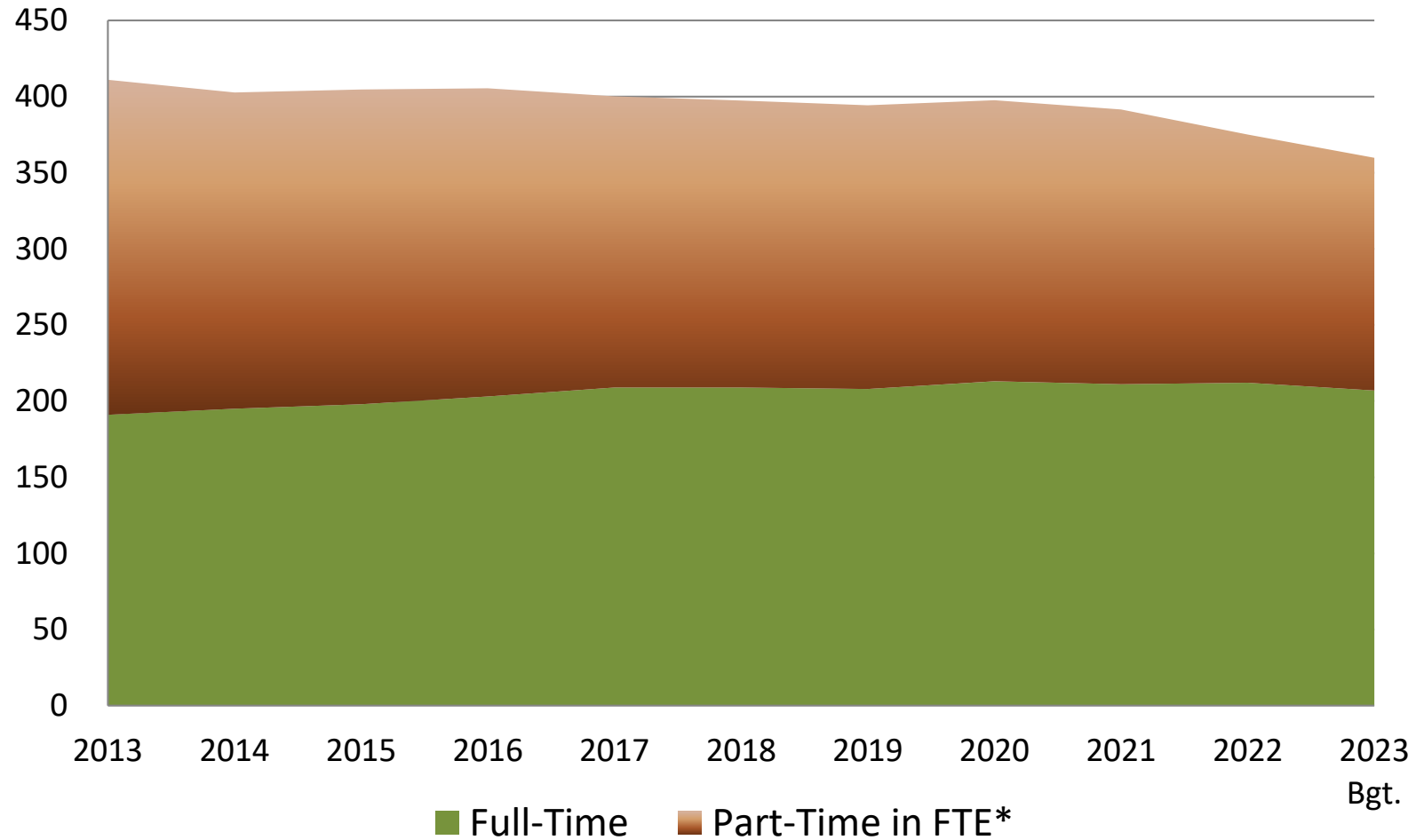


■ Employer FICA - Regular    
 ■ Employer FICA - Medicare    
 ■ Dental Plan    
 ■ Workers Compensation    
 ■ Health Insurance Waiver  
■ Unemployment Insurance    
■ Employee Health Insurance    
■ Hospital & Medical - Retirees    
■ Retirement

	2013	2014	2015	2016	2017	2018	2019	2020	2021	2022 Bgt	2023 Bgt	Change Since 2013	
Employer FICA - Regular	772,405	793,019	828,720	836,317	854,896	891,987	929,306	824,131	840,256	1,037,494	1,082,895	310,490	40.2%
Employer FICA - Medicare	180,718	185,439	193,920	195,600	200,199	208,791	217,439	192,851	196,438	242,627	253,273	72,555	40.1%
Employee Health Insurance	2,275,227	2,453,384	2,443,513	2,450,610	2,497,442	2,270,709	2,347,605	2,128,154	2,265,716	2,468,388	2,423,377	148,150	6.5%
Dental Plan	91,848	92,236	92,900	91,495	87,561	90,519	82,856	60,162	68,728	91,456	84,168	(7,680)	-8.4%
Workers Compensation	39,638	56,034	57,700	80,147	56,346	78,543	49,729	60,033	94,849	76,425	111,778	72,140	182.0%
Unemployment Insurance	14,752	12,729	18,705	19,122	9,425	4,195	13,085	379,870	(377,442)	38,572	30,496	15,744	106.7%
Hospital & Medical - Retirees	942,895	1,042,423	1,379,176	1,364,429	1,430,948	1,469,925	1,322,648	1,356,529	1,358,847	1,523,973	1,447,933	505,038	53.6%
Health Insurance Waiver	31,814	28,299	33,589	31,890	28,351	40,676	42,769	47,739	49,045	51,420	85,824	54,010	169.8%
Retirement	1,965,477	2,045,598	1,925,216	1,707,186	1,674,967	1,622,104	1,686,599	1,679,962	1,755,104	1,610,601	1,527,537	(437,940)	-22.3%
<b>Total Fringes</b>	<b>6,314,773</b>	<b>6,709,162</b>	<b>6,973,438</b>	<b>6,776,796</b>	<b>6,840,134</b>	<b>6,677,449</b>	<b>6,692,036</b>	<b>6,729,433</b>	<b>6,251,542</b>	<b>7,140,956</b>	<b>7,047,281</b>	<b>732,508</b>	<b>11.6%</b>

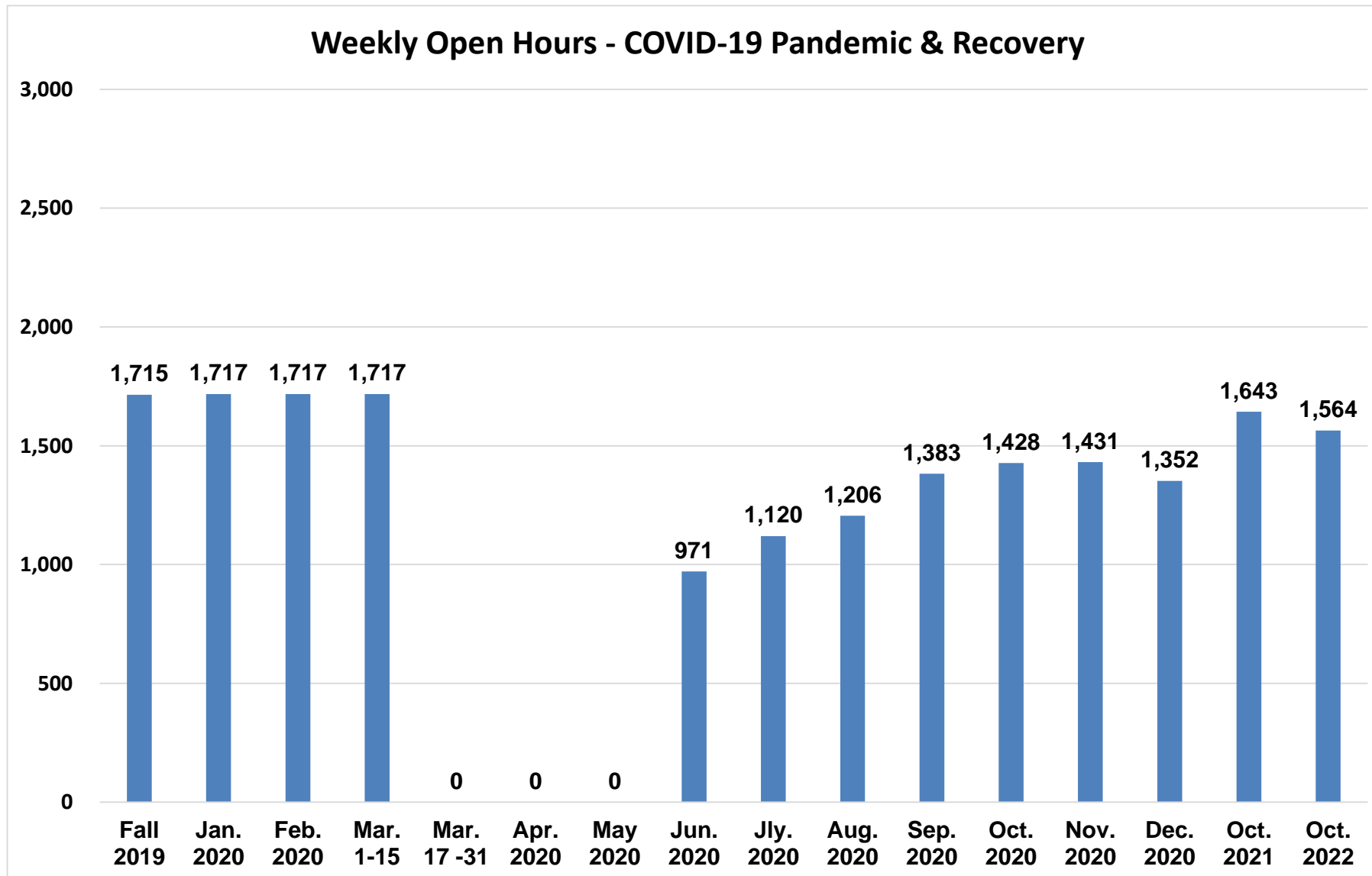
\* Excludes grant funded positions; 2014 - 2023 include the FICA impact of phased minimum wage increases (impacting the Page and Sr. Page wage scales). 2015 - 2023 reflect impact of contract settlement provisions providing for employee contributions towards health insurance costs; moderating NYS Retirement employer contribution rates for all Tiers; and a continued turnover related shift in the employee base towards the new, lower cost NYS retirement Tier 6.

## Buffalo & Erie County Public Library Staffing Trends in Full-Time Equivalents (FTEs)



Operating & Grants Budgets	2013	2014	2015	2016	2017	2018	2019	2020	2021	2022	2023 Bgt.	Change Since 2013	
Full-Time	191	195	198	203	209	209	208	213	211	212	207	16	8%
Part-Time in FTE*	220	208	207	202	191	188	186	185	181	163	153	(67)	-31%
<b>Total FTE</b>	<b>411</b>	<b>403</b>	<b>405</b>	<b>405</b>	<b>400</b>	<b>397</b>	<b>394</b>	<b>398</b>	<b>392</b>	<b>375</b>	<b>360</b>	<b>(51)</b>	<b>-12%</b>

\* Includes positions that are Regular Part-time (20 or more hours/week) and Part-time (19 or fewer hours per week).



**Weekly open hours, total for 37 locations spread across Erie County's 1,043 square miles.**

NOTE: In October 2022, four libraries were not open due to construction financed in part by NY State Library Construction Aid. Had these libraries been open their normal hours prior to construction, system open hours for October would have totaled **1,739**.



## BUFFALO & ERIE COUNTY PUBLIC LIBRARY WEEKLY OPEN HOURS OF SERVICE

### COVID-19 RELATED CLOSURES AND PHASED REOPENING

Cumulative Number of Open Hours All Locations as of:

Library System	Fall 2019	Jan-20	Feb-20	Mar-20 _1-16_	Mar-20 17-31	Apr-20	May-20	Jun-20 6/15	Jul-20 7/13	Aug-20 8/17	Sep-20 9/14	Oct-20 10/12	Nov-20 11/16	Dec-20 12/14	Oct-21 10/4	Oct-22 10/10	October 2022 Notes
<b>COUNTY-WIDE / BUFFALO</b>																	
<b>B&amp;ECPL Central Library</b>	<b>64.0</b>	<b>64.0</b>	<b>64.0</b>	<b>64.0</b>	<b>0.0</b>	<b>0.0</b>	<b>0.0</b>	<b>46.0</b>	<b>46.0</b>	<b>46.0</b>	<b>60.0</b>	<b>60.0</b>	<b>56.0</b>	<b>48.0</b>	<b>65.0</b>	<b>65.0</b>	
Coles	40.0	40.0	40.0	40.0	0.0	0.0	0.0	30.0	32.0	27.0	38.0	38.0	36.0	33.0	40.0	40.0	
Crane Branch	40.0	40.0	40.0	40.0	0.0	0.0	0.0	30.0	32.0	32.0	38.0	38.0	36.0	33.0	0.0	0.0	Under Construction, Reopen Spring 2023
Dudley Branch	40.0	40.0	40.0	40.0	0.0	0.0	0.0	30.0	32.0	32.0	38.0	38.0	37.0	33.0	40.0	40.0	
East Clinton Branch	32.0	32.0	32.0	32.0	0.0	0.0	0.0	24.0	24.0	24.0	24.0	24.0	16.0	0.0	32.0	32.0	
González-Soto	48.0	48.0	48.0	48.0	0.0	0.0	0.0	32.0	40.0	40.0	40.0	40.0	38.0	28.0	48.0	0.0	Under Construction, Reopen Spring 2023
Merriweather	53.0	53.0	53.0	53.0	0.0	0.0	0.0	32.0	40.0	40.0	48.0	48.0	46.0	42.0	53.0	53.0	
North Park Branch	40.0	40.0	40.0	40.0	0.0	0.0	0.0	28.0	32.0	32.0	46.0	46.0	44.0	40.0	48.0	53.0	
Panty (formerly Riverside)	40.0	40.0	40.0	40.0	0.0	0.0	0.0	30.0	32.0	32.0	38.0	38.0	39.0	28.0	40.0	40.0	
<b>B&amp;ECPL Buffalo Branches</b>	<b>333.0</b>	<b>333.0</b>	<b>333.0</b>	<b>333.0</b>	<b>0.0</b>	<b>0.0</b>	<b>0.0</b>	<b>236.0</b>	<b>264.0</b>	<b>259.0</b>	<b>310.0</b>	<b>310.0</b>	<b>292.0</b>	<b>237.0</b>	<b>301.0</b>	<b>258.0</b>	
<b>Bookmobile Services</b>	<b>22.8</b>	<b>22.8</b>	<b>22.8</b>	<b>22.8</b>	<b>0.0</b>	<b>0.0</b>	<b>0.0</b>	<b>0.0</b>	<b>1.5</b>	<b>4.5</b>	<b>7.5</b>	<b>2.5</b>	<b>5.0</b>	<b>2.0</b>	<b>16.0</b>	<b>30.3</b>	
<b>CONTRACTING LIBRARIES</b>																	
Ewell Free Library (Alden)	35.0	35.0	35.0	35.0	0.0	0.0	0.0	20.0	20.0	20.0	20.0	28.0	28.0	28.0	35.0	0.0	Under Construction, Reopened Nov. 2022
Audubon	65.0	65.0	65.0	65.0	0.0	0.0	0.0	45.0	52.0	52.0	56.0	56.0	56.0	56.0	65.0	0.0	Under Construction, Reopen Spring 2023
Clearfield	51.0	51.0	51.0	51.0	0.0	0.0	0.0	40.0	45.0	45.0	48.0	48.0	48.0	48.0	51.0	74.0	
Egbertsville/Snyder	42.0	44.0	44.0	44.0	0.0	0.0	0.0	33.0	38.0	38.0	38.0	38.0	42.0	42.0	42.0	42.0	
Williamsville	26.0	26.0	26.0	26.0	0.0	0.0	0.0	22.0	22.0	22.0	22.0	22.0	22.0	22.0	20.0	44.0	
<b>Town of Amherst</b>	<b>184.0</b>	<b>186.0</b>	<b>186.0</b>	<b>186.0</b>	<b>0.0</b>	<b>0.0</b>	<b>0.0</b>	<b>140.0</b>	<b>157.0</b>	<b>157.0</b>	<b>164.0</b>	<b>164.0</b>	<b>168.0</b>	<b>168.0</b>	<b>178.0</b>	<b>160.0</b>	
Angola Public	38.0	38.0	38.0	38.0	0.0	0.0	0.0	25.0	25.0	29.0	35.0	38.0	38.0	38.0	38.0	30.0	
Town of Aurora	51.0	51.0	51.0	51.0	0.0	0.0	0.0	35.0	35.0	35.0	38.0	38.0	38.0	38.0	48.0	48.0	
Boston Free	35.0	35.0	35.0	35.0	0.0	0.0	0.0	13.0	26.0	26.0	26.0	26.0	26.0	26.0	35.0	35.0	
Julia B. Reinstein	65.0	65.0	65.0	65.0	0.0	0.0	0.0	12.0	46.0	46.0	46.0	46.0	46.0	46.0	65.0	65.0	
Reinstein Memorial	44.0	44.0	44.0	44.0	0.0	0.0	0.0	12.0	30.0	30.0	30.0	30.0	30.0	30.0	40.0	40.0	
<b>Town of Cheektowaga</b>	<b>109.0</b>	<b>109.0</b>	<b>109.0</b>	<b>109.0</b>	<b>0.0</b>	<b>0.0</b>	<b>0.0</b>	<b>24.0</b>	<b>76.0</b>	<b>76.0</b>	<b>76.0</b>	<b>76.0</b>	<b>76.0</b>	<b>76.0</b>	<b>105.0</b>	<b>105.0</b>	
Town of Clarence	55.0	55.0	55.0	55.0	0.0	0.0	0.0	38.0	38.0	45.0	48.0	48.0	48.0	48.0	55.0	55.0	
Town of Collins	48.0	48.0	48.0	48.0	0.0	0.0	0.0	22.0	22.0	22.0	29.0	29.0	29.0	29.0	35.0	46.0	
Town of Concord	35.0	35.0	35.0	35.0	0.0	0.0	0.0	32.0	20.0	20.0	29.0	29.0	35.0	35.0	35.0	35.0	
Town of Eden	35.0	35.0	35.0	35.0	0.0	0.0	0.0	32.0	32.0	32.0	32.0	32.0	32.0	32.0	35.0	35.0	
Town of Elma	46.0	46.0	46.0	46.0	0.0	0.0	0.0	20.0	0.0	32.0	46.0	46.0	46.0	46.0	46.0	46.0	
Town of Grand Island	53.0	53.0	53.0	53.0	0.0	0.0	0.0	30.0	30.0	35.0	40.0	40.0	40.0	40.0	51.0	51.0	
Hamburg Library	60.0	60.0	60.0	60.0	0.0	0.0	0.0	25.0	40.0	40.0	48.0	48.0	48.0	48.0	59.0	59.0	
Lake Shore Branch	40.0	40.0	40.0	40.0	0.0	0.0	0.0	0.0	0.0	32.0	32.0	32.0	32.0	32.0	40.0	40.0	
<b>Town of Hamburg</b>	<b>100.0</b>	<b>100.0</b>	<b>100.0</b>	<b>100.0</b>	<b>0.0</b>	<b>0.0</b>	<b>0.0</b>	<b>25.0</b>	<b>40.0</b>	<b>72.0</b>	<b>80.0</b>	<b>80.0</b>	<b>80.0</b>	<b>80.0</b>	<b>99.0</b>	<b>99.0</b>	
City of Lackawanna	42.0	42.0	42.0	42.0	0.0	0.0	0.0	20.0	20.0	24.0	24.0	40.0	40.0	40.0	40.0	40.0	
Town of Lancaster	60.5	60.5	60.5	60.5	0.0	0.0	0.0	20.0	30.0	32.5	55.0	55.0	55.0	46.0	60.0	60.0	
Marilla Free Library	35.0	35.0	35.0	35.0	0.0	0.0	0.0	25.0	25.0	25.0	29.0	25.0	29.0	25.0	35.0	35.0	
Town of Newstead	35.0	35.0	35.0	35.0	0.0	0.0	0.0	28.0	28.0	28.0	33.0	33.0	33.0	33.0	35.0	35.0	

## BUFFALO & ERIE COUNTY PUBLIC LIBRARY WEEKLY OPEN HOURS OF SERVICE

### COVID-19 RELATED CLOSURES AND PHASED REOPENING

#### Cumulative Number of Open Hours All Locations as of:

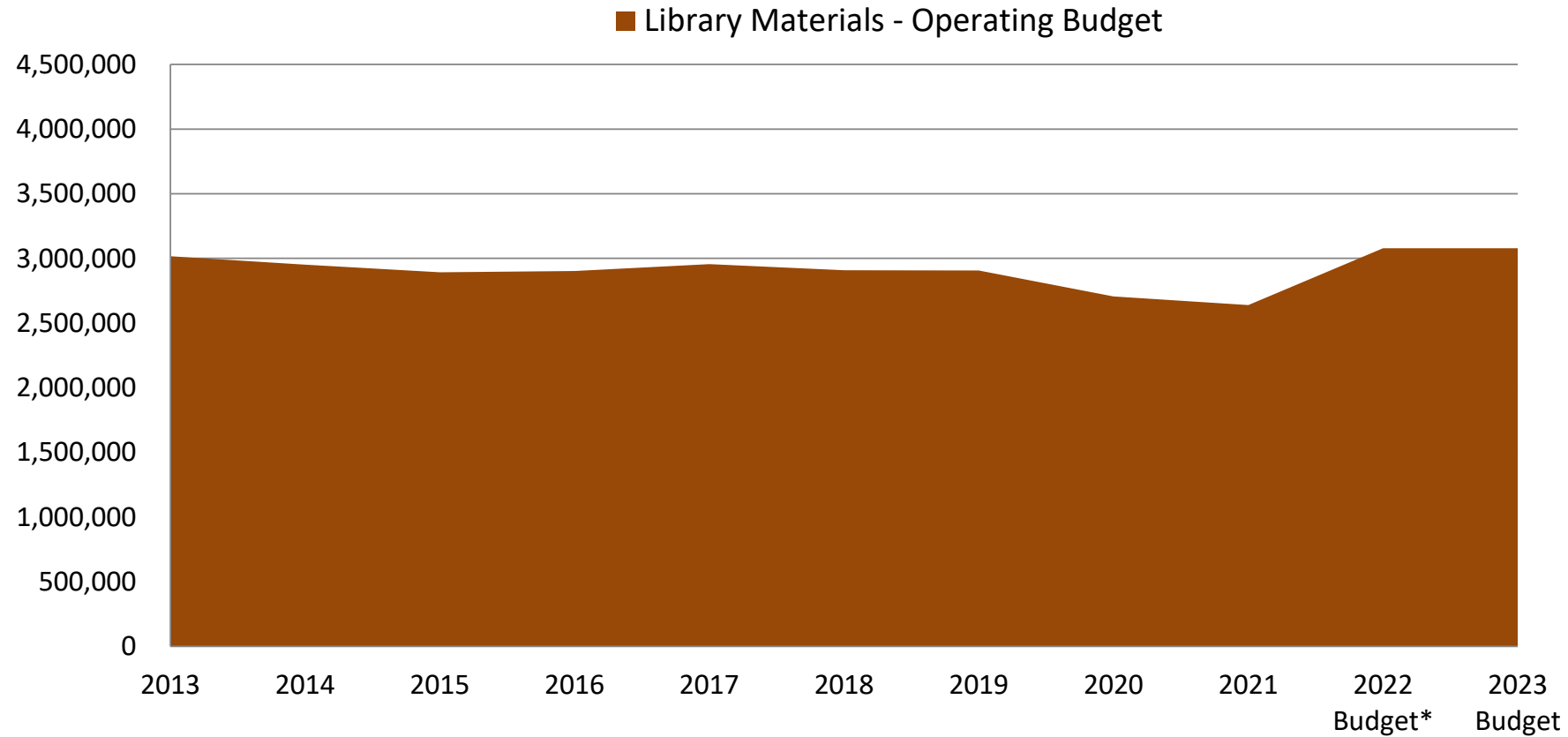
Library System	Fall 2019	Jan-20	Feb-20	Mar-20 _1-16_	Mar-20 17-31	Apr-20	May-20	Jun-20 6/15	Jul-20 7/13	Aug-20 8/17	Sep-20 9/14	Oct-20 10/12	Nov-20 11/16	Dec-20 12/14	Oct-21 10/4	Oct-22 10/10	October 2022 Notes
Town of North Collins	32.0	32.0	32.0	32.0	0.0	0.0	0.0	16.0	26.0	26.0	32.0	32.0	32.0	32.0	32.0	32.0	
Town of Orchard Park	60.0	60.0	60.0	60.0	0.0	0.0	0.0	42.0	37.0	37.0	40.0	45.0	45.0	45.0	60.0	60.0	
City of Tonawanda	48.5	49.0	49.0	49.0	0.0	0.0	0.0	16.0	32.0	32.0	32.0	40.0	40.0	40.0	49.0	49.0	
Kenilworth	40.0	40.0	40.0	40.0	0.0	0.0	0.0	20.0	20.0	20.0	24.0	24.0	24.0	24.0	40.0	40.0	
Kenmore	60.0	60.0	60.0	60.0	0.0	0.0	0.0	23.0	30.0	30.0	32.0	32.0	41.0	41.0	60.0	60.0	
<b>Town of Tonawanda</b>	<b>100.0</b>	<b>100.0</b>	<b>100.0</b>	<b>100.0</b>	<b>0.0</b>	<b>0.0</b>	<b>0.0</b>	<b>43.0</b>	<b>50.0</b>	<b>50.0</b>	<b>56.0</b>	<b>56.0</b>	<b>65.0</b>	<b>65.0</b>	<b>100.0</b>	<b>100.0</b>	
Town of West Seneca	58.0	58.0	58.0	58.0	0.0	0.0	0.0	23.0	39.0	41.0	41.0	55.0	55.0	55.0	55.0	55.0	
<b>Subtotal Contract Libraries</b>	<b>1,295</b>	<b>1,298</b>	<b>1,298</b>	<b>1,298</b>	<b>0</b>	<b>0</b>	<b>0</b>	<b>689</b>	<b>808</b>	<b>897</b>	<b>1,005</b>	<b>1,055</b>	<b>1,078</b>	<b>1,065</b>	<b>1,261</b>	<b>1,211</b>	

**SYSTEM TOTALS**                    **1,715**   **1,717**   **1,717**   **1,717**   **0**   **0**   **0**   **971**   **1,120**   **1,206**   **1,383**   **1,428**   **1,431**   **1,352**   **1,643**   **1,564**   **1,739: Oct 2022 hours if under construction libraries had been open.**

**Notes:** As a result of the COVID-19 pandemic and Gubernatorial workforce reduction orders, all B&ECPL libraries temporarily closed beginning 3/17/2020 (the Amherst, Clarence, and Lackawanna Public Libraries closed effective 3/16/2020). In June 2020, a phased reopening began with some libraries initially offering curbside, walk-up, and drive-through-through services and many opening to the public for limited hours and services. As of July 2020, all libraries were open to the public. Much of Erie County was designated an Orange Zone effective 11/20/2020, many libraries shifted back to curbside & walkup service during that surge. 2021 and 2022 have seen open hours increase as patrons return to the library. In October 2022, four libraries were not open due to construction financed in part by NY State Library Construction Aid. Had these libraries been open their normal hours prior to construction, system open hours for October would have totaled 1,739.

## Buffalo & Erie County Public Library

### Library Materials Funding for Purchase of New Books, Media, and Downloadables/Streaming (e-Books/Audio Books, Music, and Video)

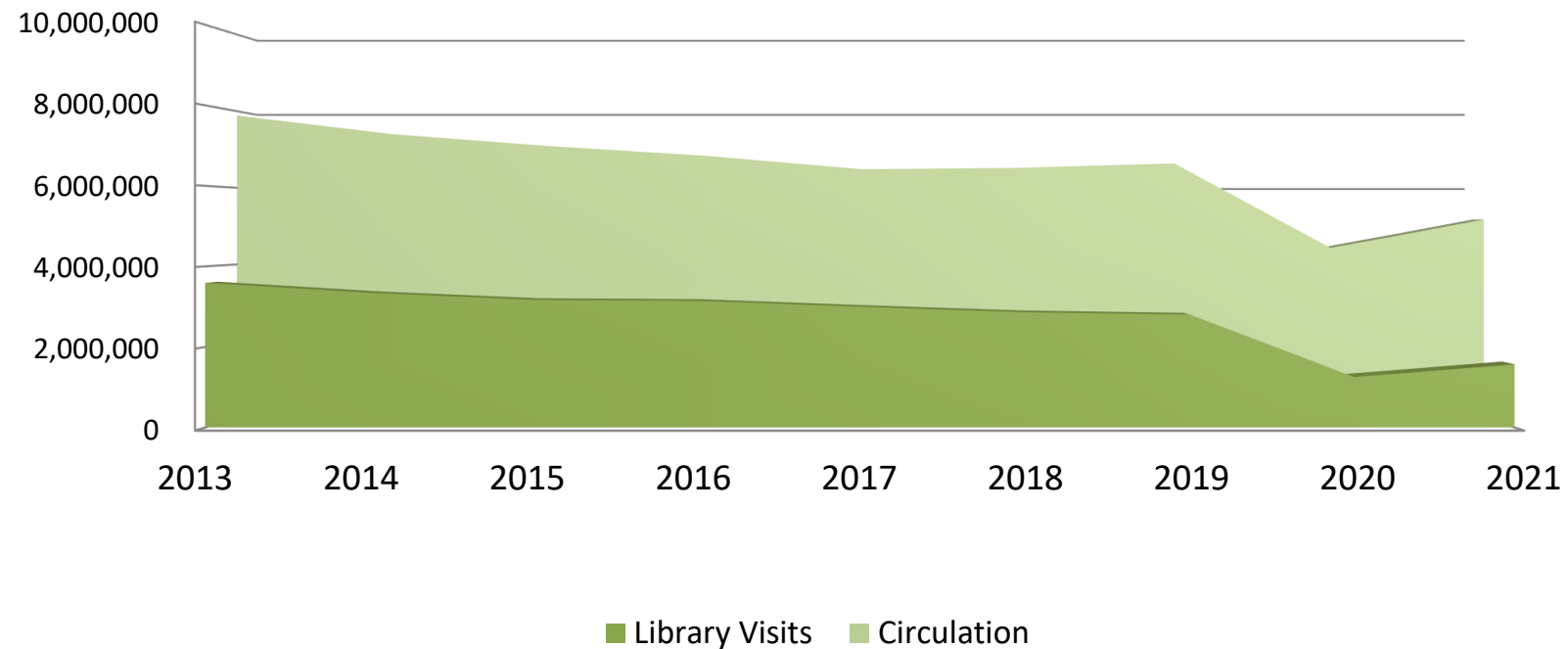


	2013	2014	2015	2016	2017	2018	2019	2020	2021	2022 Budget*	2023 Budget	Change Since 2013	
Library Materials - Operating Budget	3,016,647	2,952,662	2,891,934	2,901,906	2,956,125	2,907,627	2,907,229	2,706,423	2,639,273	3,078,460	3,078,460	61,813	2%

\* Erie County's 2022 Adopted Budget included \$2,828,460 for Library Materials. In adopting the Library's 2022 Budget the Library Board allocated an additional \$250,000 from fund balance to support the transition to new digital content services. This additional allocation is included in the 2023 base budget to help offset inflationary impacts to library material prices.

## Buffalo & Erie County Public Library Demand for Library Services Continues How People Use Their Libraries Is Evolving

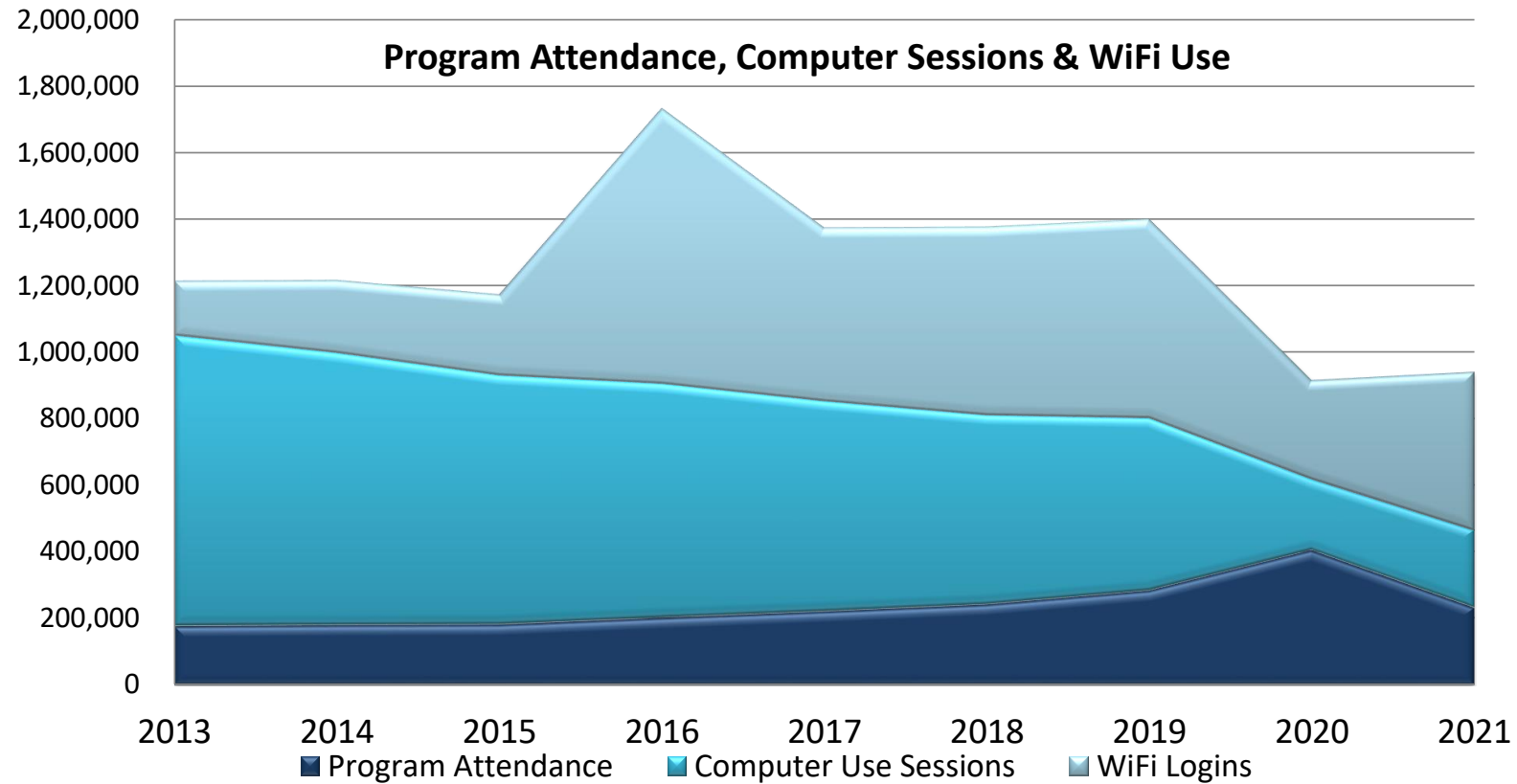
### Library Visits and Circulation



	2013	2014	2015	2016	2017	2018	2019	2020	2021	Change Since 2013
Library Visits	3,591,514	3,345,904	3,170,749	3,148,115	2,998,127	2,862,045	2,802,969	1,252,420	1,568,981	(2,022,533) -56%
Circulation	7,882,989	7,397,296	7,088,133	6,835,086	6,484,481	6,519,861	6,635,641	4,431,875	5,173,555	(2,709,434) -34%

Important Note: The COVID-19 Pandemic heavily impacted 2020 Library Usage, with usage continuing to recover in 2021.

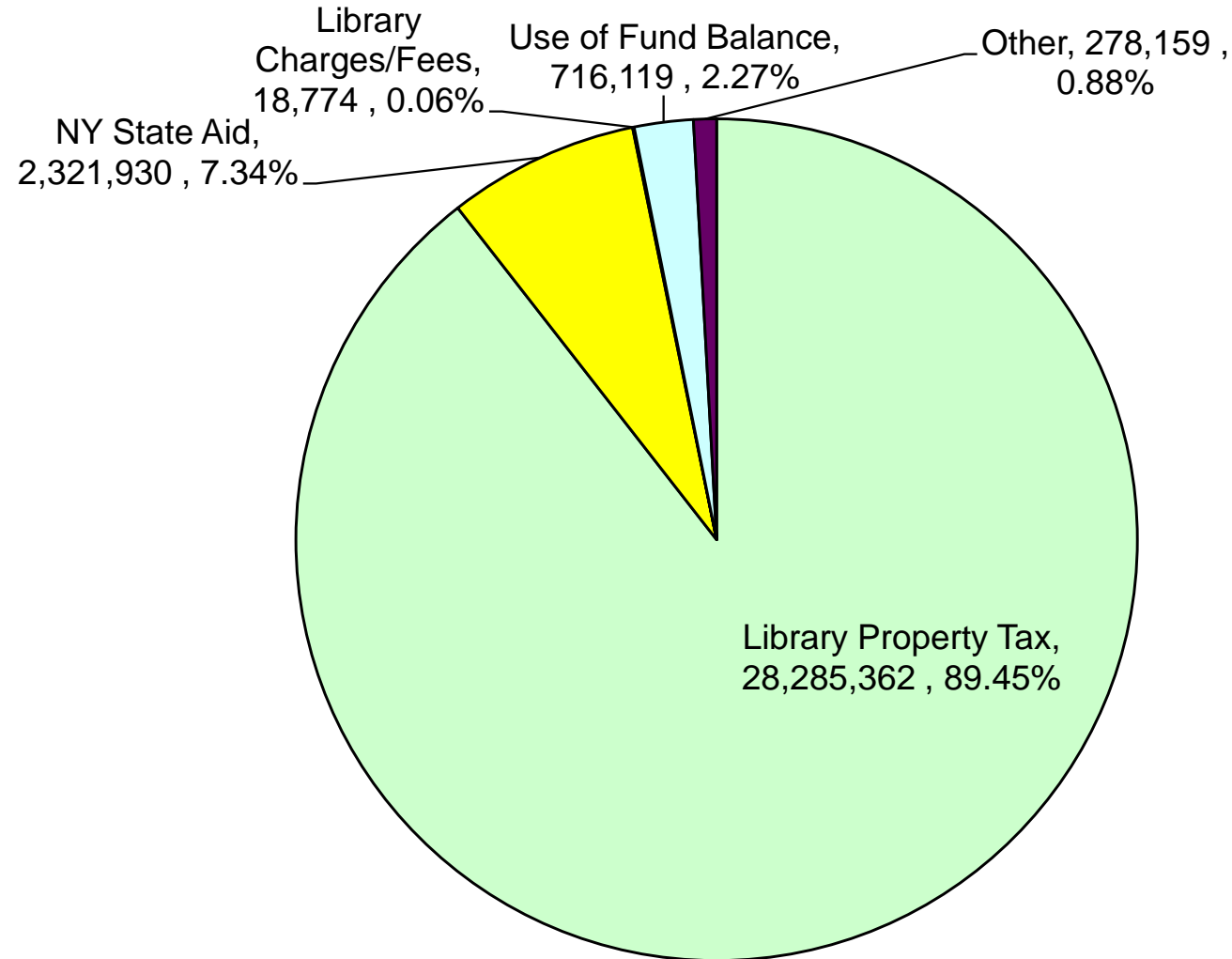
### Buffalo & Erie County Public Library Demand for Library Services Continues How People Use Their Libraries Is Evolving



	2013	2014	2015	2016	2017	2018	2019	2020	2021	Change Since 2013
Program Attendance	176,182	178,699	180,290	201,302	219,821	241,128	282,428	403,649	230,639	54,457 31%
WiFi Logins	163,860	219,239	242,650	826,900	521,023	565,829	598,284	298,536	477,838	313,978 192%
Computer Use Sessions	874,817	819,788	751,181	705,190	633,932	570,559	520,413	214,859	233,457	(641,360) -73%

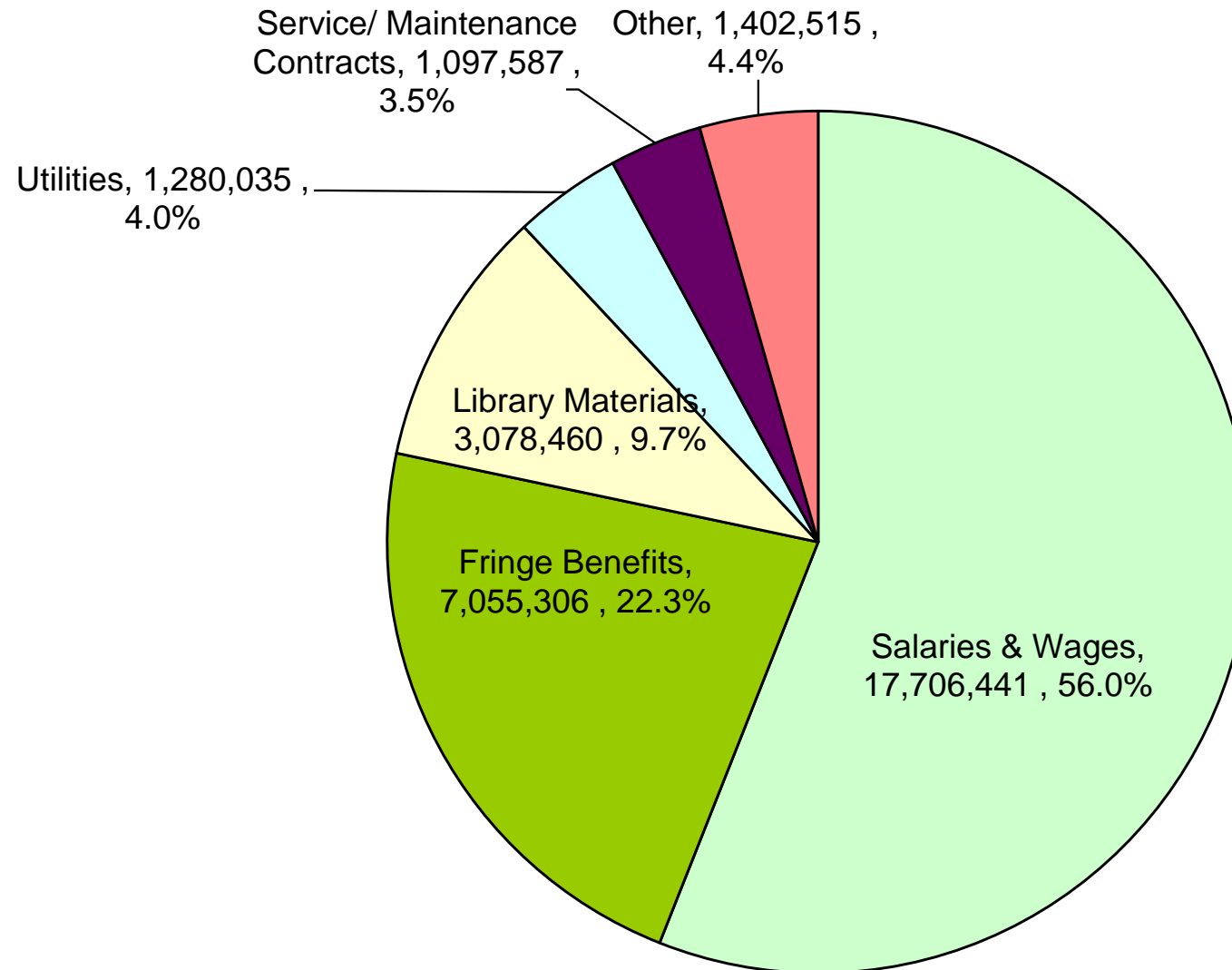
Important Note: The COVID-19 Pandemic heavily impacted 2020 Library Usage. Program Attendance shifted from traditional in-person to mostly virtual sessions. In 2021 programming began the shift back from mostly virtual to in-person.

## Where the Funding Comes From



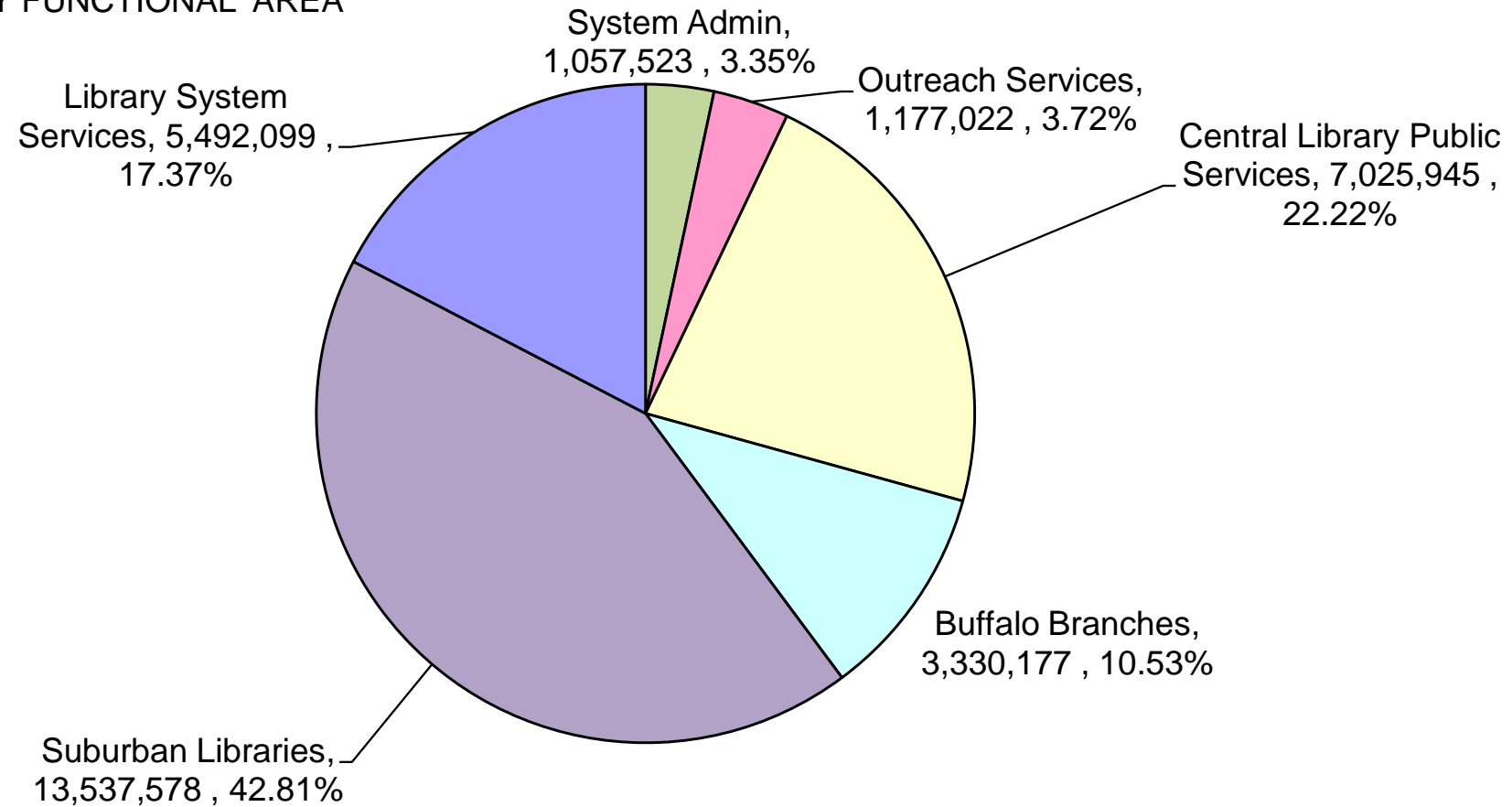
<b>B&amp;ECPL 2023 TOTAL OPERATING REVENUE IN COUNTY SAP FINANCIAL SYSTEM</b>	<b>\$31,491,387</b>
Adjustment for suburban library net directly collected revenue	128,957
<b>B&amp;ECPL 2023 BUDGET TOTAL SYSTEM NET OPERATING REVENUE</b>	<b>\$31,620,344</b>

# Where the Funding Goes



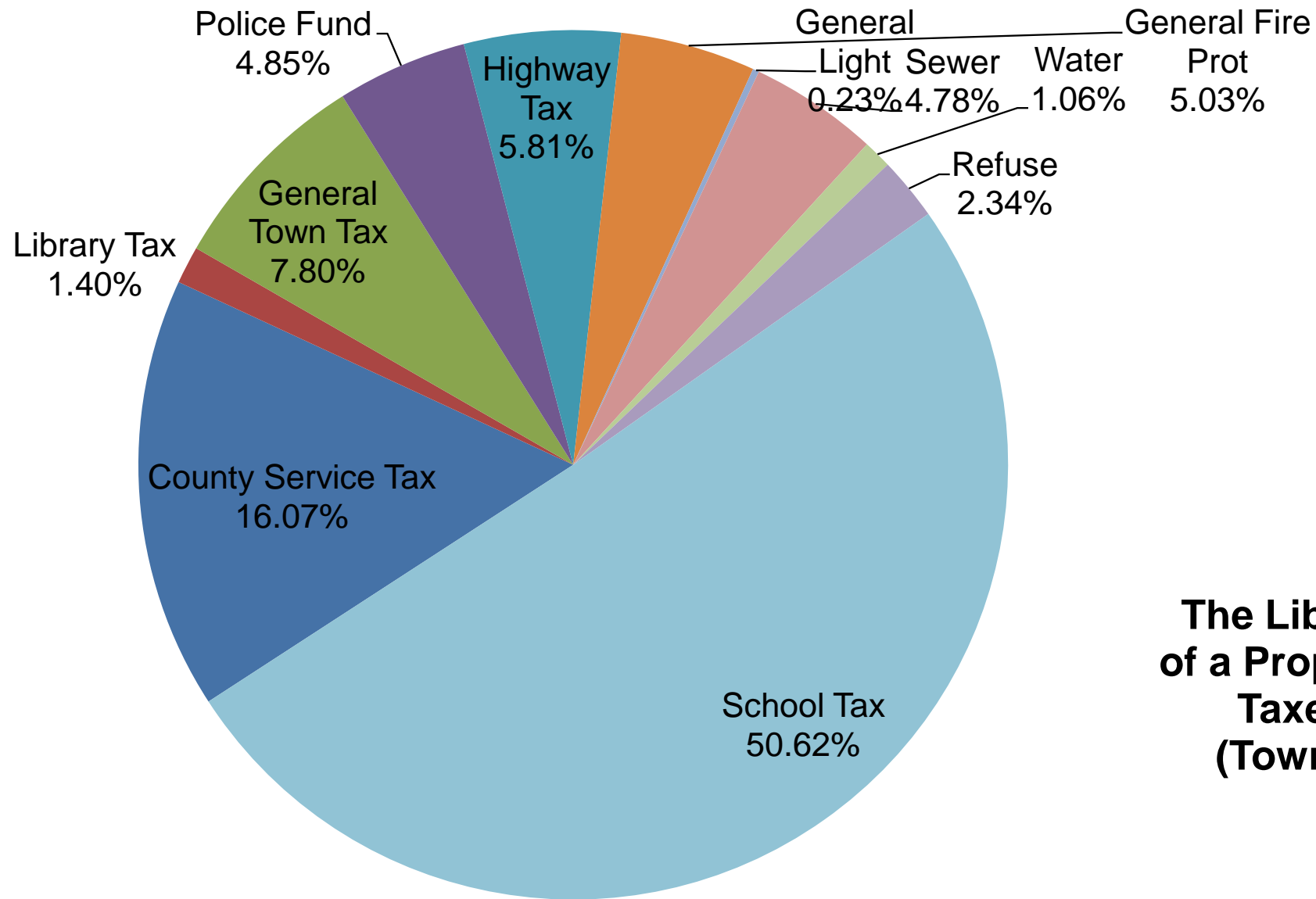
## Where the Funding Goes

EXPENSE BY FUNCTIONAL AREA



<b>B&amp;ECPL 2023 BUDGET OPERATING EXPENSE IN COUNTY SAP FINANCIAL SYSTEM</b>	<b>\$31,491,387</b>
Adjustment for suburban library expense supported by directly collected revenue	128,957
<b>B&amp;ECPL 2023 BUDGET TOTAL SYSTEM NET OPERATING EXPENSE</b>	<b>\$31,620,344</b>

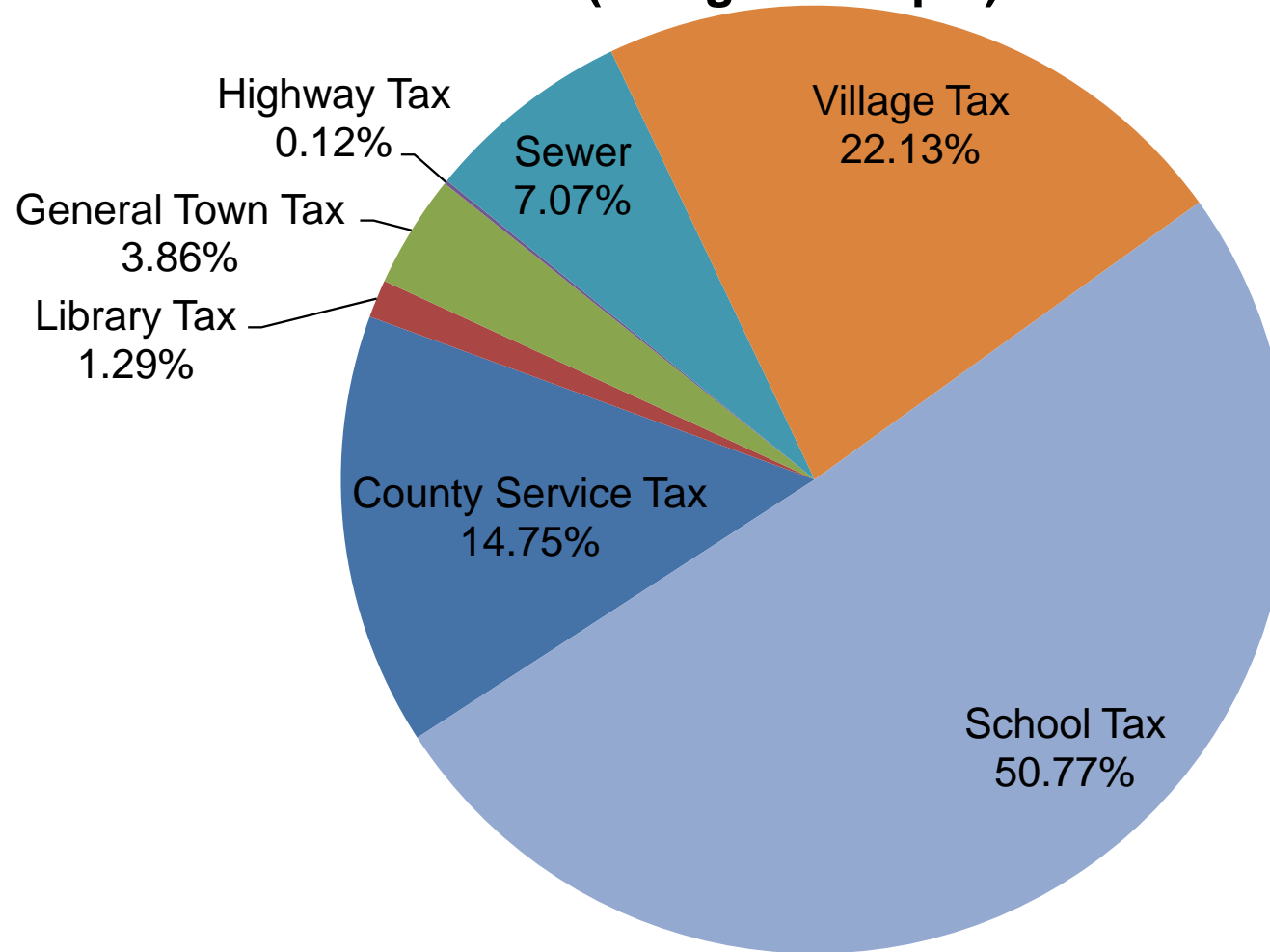




**The Library's Share of a Property Owner's Taxes is Small (Town Example)**

Above is an example using an Erie County Town Property Owner's 2022 Property Taxes. Percentages will vary from village to village and town to town. In the City of Buffalo, the City tax takes the place of town, village and school taxes.

## The Library's Share of a Property Owner's Taxes is Small (Village Example)



Above is an example using an Erie County Village Property Owner's 2022 Property Taxes. Percentages will vary from village to village and town to town. In the City of Buffalo, the City tax takes the place of town, village and school taxes.

# Buffalo and Erie County Public Library Peer Institution Comparison Data 2019 PLDS Survey Summary

**Compared to library systems serving similar sized populations the B&ECPL is a Bargain**

## **Provides Service at Low Cost**

Operating expenditures are in the lower third (Rank: 13th out of 18)

Expenditures per capita are in the lower third (Rank: 13th out of 18)

Average cost per open hour is the bottom quarter (Rank: 16th out of 18)

## **Covers a Larger Service Area With Smaller Branches**

B&ECPL's service area, 1,043 square miles, is near the top of the group (Rank: 2nd out of 15)

While the number of branches, 36, is second (Rank: tied for 2nd out of 18),

the branch average size in square ft., 9,687, is in the bottom quarter (Rank: 16th out of 17)

## **Funding and Smaller Average Facility Size Impacts Ability to Provide Services**

Circulation is in the lower third (Rank: 13th out of 18)

Visits to library buildings are also in the lower third (Rank: 14th out of 18)

Total number of programs offered are in the upper third (Rank: 5th out of 18)

Total program attendance is in the middle third (Rank: 11th out of 18)

Visits to the Library's website is in the top quarter (Rank: 2nd out of 18)

## Buffalo and Erie County Public Library Peer Institution Comparison Data 2019 PLDS Survey Sorted by Population of Legal Service Area

Population of legal service area	Library name	State/Province	City	Square miles of legal service area	Number of book-mobiles	Number of branches	Branch Average Sq. Ft.	Public service hours per week	Operating Costs per Open Hour	Library Materials % of Total Operating Expense	Total operating expense	Total Operating Expense Per Capita	Total phys & E-book, downloadable Circulation	Total annual number of library visits	Total annual number of programs	Total annual program attendance	Annual number of visits to the library's website
969,012	Fresno County Public Library	CA	Fresno	4,999	2	29	9,859	1,516	\$330	11.05%	\$26,030,662	\$26.86	4,117,927	2,820,922	5,299	82,824	2,694,685
952,861	Jacksonville Public Library	FL	Jacksonville	918	0	20	24,881	956	\$708	12.20%	\$33,693,690	\$35.36	4,770,548	3,120,911	14,676	220,950	2,286,415
950,715	Austin Public Library	TX	Austin	274	1	24	10,131	1,584	\$604	9.95%	\$49,739,412	\$52.32	6,562,061	3,490,849	5,718	151,464	24,047,758
940,164	Palm Beach County Library System	FL	West Palm Beach	n/r	1	17	23,867	70	\$667	21.58%	\$33,804,427	\$35.96	9,226,787	4,037,084	10,784	260,013	9,558,583
930,553	Gwinnett County Public Library System	GA	Lawrenceville	437	0	15	16,508	924	\$424	11.41%	\$20,363,040	\$21.88	4,409,439	2,757,315	8,750	346,041	1,764,492
919,040	Buffalo & Erie County Public Library	NY	Buffalo	1,043	1	36	9,687	1,711	\$346	10.30%	\$29,121,959	\$31.69	6,519,861	2,862,045	16,942	241,128	12,146,462
901,540	Maricopa County Library District Office	AZ	Phoenix	n/r	0	17	n/r	n/r	\$560	28.73%	\$25,731,237	\$28.54	7,926,238	2,882,422	6,683	167,783	7,093,151
895,112	Kern County Library	CA	Bakersfield	n/r	3	2	141,039	716	\$197	7.61%	\$6,891,447	\$7.70	1,060,873	1,029,914	9,869	119,833	3,236,422
895,000	Edmonton Library Board, City of	AB	Edmonton	270	4	20	13,421	1,356	\$942	11.06%	\$61,348,437	\$68.55	9,326,418	5,513,403	22,031	508,628	9,233,858
885,810	Salt Lake County Library System	UT	West Jordan	701	0	19	20,070	1,204	\$682	15.81%	\$39,888,672	\$45.03	12,617,331	3,310,740	12,518	393,782	4,121,711
877,389	Indianapolis-Marion County Public Library	IN	Indianapolis	380	2	24	32,503	1,343	\$623	13.70%	\$43,522,633	\$49.60	13,213,710	4,047,825	13,911	514,558	9,305,986
874,228	San Francisco Public Library	CA	San Francisco	48	4	27	22,357	1,460	\$1,685	11.61%	\$124,462,083	\$142.37	11,003,581	6,123,244	18,573	479,490	6,413,935
859,148	Saint Louis Public Library	MO	St. Louis	460	9	19	22,018	1,584	\$725	16.36%	\$48,900,485	\$56.92	13,655,287	5,076,711	27,182	558,572	5,667,940
850,548	Columbus Metropolitan Library	OH	Columbus	343	1	22	18,877	1,511	\$858	11.41%	\$67,191,426	\$79.00	14,988,482	5,490,576	8,428	216,892	9,167,023
831,128	Baltimore County Public Library	MD	Towson	640	4	19	20,868	1,352	\$626	17.01%	\$42,702,278	\$51.38	10,230,660	4,552,413	10,508	285,952	5,452,645
824,805	Memphis Public Library & Information Center	TN	Memphis	659	0	17	32,542	912	\$422	7.23%	\$20,403,651	\$24.74	1,351,235	2,040,516	6,370	111,908	982,580
803,000	Multnomah County Library	OR	Portland	465	0	18	8,487	1,031	\$1,461	9.78%	\$76,816,787	\$95.66	18,554,896	3,775,485	18,400	311,305	3,868,361
802,374	Cincinnati & Hamilton County, Pl of	OH	Cincinnati	414	0	40	9,858	2,107	\$529	16.24%	\$57,988,452	\$72.27	19,953,082	5,552,424	16,937	438,558	6,667,692

Columns in blue highlight are calculations

**Notes re 18 Libraries - B&ECPL and Comparables:**

		B&ECPL Rank: 2nd out of 15	B&ECPL Rank: 10th out of 18	B&ECPL Rank: 2nd out of 18	B&ECPL Rank: 16th out of 17	B&ECPL Rank: 2nd out of 17	B&ECPL Rank: 16th out of 18	B&ECPL Rank: 14th out of 18	B&ECPL Rank: 13th out of 18	B&ECPL Rank: 13th out of 18	B&ECPL Rank: 13th out of 18	B&ECPL Rank: 14th out of 18	B&ECPL Rank: 5th out of 18	B&ECPL Rank: 11th out of 18	B&ECPL Rank: 2nd out of 18
919,040	Buffalo & Erie County Public Library - [NY]	1,043	1	36	9,687	1,711	\$346	10.30%	\$29,121,959	\$31.69	6,519,861	2,862,045	16,942	241,128	12,146,462
890,405	<b>Median for Reporting Group</b>	460	1	20	20,070	1,352	\$624	11.51%	\$41,295,475	\$47.32	9,276,603	3,633,167	11,651	272,983	6,040,938
886,802	<b>Average for Reporting Group</b>	803	2	21	25,704	1,255	\$688	13.50%	\$44,922,265	\$51.43	9,416,023	3,804,711	12,977	300,538	6,872,761

For every **\$1** funded,



the Buffalo & Erie County Public Library returns

a minimum of **\$4.00** in services!

Buffalo & Erie County Public Libraries added to the **quality of life** in our great community during the COVID-19 pandemic.



In 2021, during a pandemic year, there were **1.57** million visits



Libraries are important; they bring people and ideas together and are unique in their offerings. This second pandemic year, residents of Erie County had free access to over 3.3 million resources and reference materials including books, e-content, virtual programs and more. Some services and hours were curtailed during the year. The Library's website ([www.BuffaloLib.org](http://www.BuffaloLib.org)), social media, and WiFi provided 24/7 access to information.

The enclosed information quantifies the value of just a few of the FREE library services available to all.



# Erie County Taxpayers 2021

## Your Library . . . A Great Return on Your Investment





## Dollar value of your library services

Materials Borrowed \$66,324,975  
 +  
 Computer Use \$2,801,484  
 +  
 WiFi Use \$3,798,812  
 +  
 Program Attendance \$3,113,627  
 +  
 Info Seeker Questions \$2,158,680  
 +  
 Online Database Downloads \$25,585,575

**Total Retail Value of Library Services \$103,783,153**

**2021 Library Tax/Erie County Funding \$25,917,341**

**\$4.00**

**in services for every \$1 funded**



Erie County Population (based on 2020 Census) 954,236. Value per capita \$108.76 per resident.



## How much money did Erie County residents save in 2021 by using Library services?

### Borrower Savings Over \$66,324,975!

5,173,555 x \$12.82<sup>1</sup> = \$66,324,975  
 Total circulation Estimated retail value<sup>1</sup> Total savings

### Computer User Savings Over \$2,801,484!

233,457 x \$12/hr = \$2,801,484  
 Computer sessions Estimated retail cost to reserve a computer Total savings

### WiFi User Savings Over \$3,798,812!

477,838 x \$7.95<sup>2</sup> = \$3,798,812  
 WiFi sessions Estimated retail cost per session<sup>2</sup> Total savings



1) Average cost top 3 titles from NY Times best sellers - 2/2022. Music download estimated retail value, Apple iTunes Store: \$.69, \$.99, \$1.29 each. Average cost 2 night Redbox rental (movies borrowed from library free for 7 days). Average cost of Billboard's 2021 Top 5 albums @ Amazon, Target & Walmart  
 2) WiFi session - Boingo.com approx. \$7.95 per hour.

### In Library & Virtual Program Attendee Savings Over \$3,113,627!

134,659 + 95,980 = 230,639  
 In Library attendees Virtual attendees Total attendees

230,639 x \$13.50<sup>3</sup> = \$3,113,627  
 Attendees Estimated retail cost of program<sup>3</sup> Total savings

### Info Seeker Savings Over \$2,158,680!

143,912 x \$15.00 = \$2,158,680  
 Questions Estimated retail value Total savings

### Online Database User Savings Over \$25,585,575!

1,705,705 x \$15.00<sup>4</sup> = \$25,585,575  
 Total # of articles Estimated retail value to access articles online<sup>4</sup> Total savings

3) Average cost for family outing at the zoo or Explore & More  
 4) Average cost text article from database site. For online resources that provide full text articles, average cost is \$15.00. Many cases only citation available. (Elsevier, Jstor)

This worksheet is adapted from Massachusetts Library Association, Chelmsford Public Library and Maine State Library.



**2023 Budget**  
**Operating and Grants - by Line Item Per SAP Structure**  
**Pursuant to B&ECPL Board of Trustees Resolution 2022-47**  
**December 15, 2022**



**Important note:** Contract libraries directly collect revenue including fine, fee, photocopy and printer recovery charges that, while not reflected in the SAP financial system, do offset costs of operation incurred directly by the contracting library (for such things as minor repair, water, sewer and modest other operating expense). Fine/fee revenue net of the above direct contract library expense is returned to the System to support the contracting libraries' labor expense under the Centralized Human Resources Program (CHR). This return is recorded at the end of the year via the "Refunds-Cont Library" line (SAP 419010).

This Page Intentionally Blank



# BUFFALO AND ERIE COUNTY PUBLIC LIBRARY

## 2023 Operating Budget

Pursuant to B&ECPL Board Resolution 2022-26

Pursuant to B&ECPL Board Resolution 2022-26

SAP Account	FY 2021 Actual	2022 Library Budget			2023 Library Budget						
		Res 2020-38 Library Adpt Budget	Encumb. /Adjusts /Revisions	Revised Budget	2023 Erie County Adopted	Library Board Changes	Library Budget Per Res 2022-47	Change from 2022 Library Adopted			
								Dollars	Percent		
as of 8/31/2022											
<b>Operating Revenue</b>											
LIBRARY REAL PROPERTY TAX	400020	25,917,341	26,435,688	26,435,688	28,285,362	0	28,285,362	1,849,674	7.0%	The County Budget allocation increases 7.0%, with the additional funding helping to offset inflation related impacts on library operating costs, including contractually obligated labor costs, costs of supplies & utilities.	
USE OF FUND BALANCE	402190		1,353,642	250,460	1,604,102	716,119	0	716,119	(637,523)	-47.1%	Use of fund balance helps to partially offset the impact of rising contractually obligated and/or mandated expenses.
STATE AID-FR LIB INCL INCENT AID	408140	2,309,543	1,911,437	111,117	2,022,554	2,022,554	0	2,022,554	111,117	5.8%	2023 NYS aid estimate is maintained at the same level as NY State's enacted 2022-23 Budget, which grew by 5.8% over the 2021-22 state budget.
STATE AID-TO MEMBER LIBRARIES	408150	361,797	282,849	16,527	299,376	299,376	0	299,376	16,527	5.8%	
STATE AID-OTHR	408160	255,000			0	0	0	0	0	n/a	
LIBRARY CHARGES-FINES (Central & Buffalo Libraries only)	419000	160,264	130,202	(86,475)	43,727	17,074	0	17,074	(113,128)	-86.9%	In April 2022, the Library implemented a fine free program, eliminating overdue fines, which had been a diminishing source of revenue due to the shift to ebooks, e-audio books and related e-content which expire automatically so are never overdue. Patrons are still responsible for returning materials, with the amount budgeted in 2023 including "lost item" fees for materials "assumed lost" by patrons. The Library Charges - Fines, account reflects activity generated at the Central Library and Buffalo Branch Libraries only. Lost item Fees/charges revenue generated at libraries outside Buffalo are collected directly by each library.
REFUNDS FROM CONTRACT LIBRARIES	419010	142,839	35,967	(28,249)	7,718	9,860	0	9,860	(26,107)	-72.6%	Revenue returned to the System by libraries outside Buffalo to support their labor expense under the Centralized Human Resources Program (CHR) is recorded at the end of the year via the "Refunds from Contract Libraries" line.
RENT RL PROP- Partners; Auditorium & Meeting Rooms	420510	22,885	24,000		24,000	25,000	0	25,000	1,000	4.2%	Based upon agreements and past usage.
COMMISSIONS-TEL BOOTH / VENDING FOOD SVC (Central & Buffalo Libraries)	420530	8,912	14,400		14,400	12,000	0	12,000	(2,400)	-16.7%	Principally vending services at the Central Library, reflects the impact of a more gradual return of in-person patron activity at the Central Library, influenced by the evolving use of remote and hybrid work situations by downtown employers.
OTHER DEPT INCOME-COPIES (Central & Buffalo Libraries)	422000	21,739	17,290		17,290	18,052	0	18,052	762	4.4%	
REFUND OF PRIOR YEAR EXPENSES	423000	14,712	10,000		10,000	10,000	0	10,000	0	0.0%	
INTEREST & EARNINGS REGULAR	445030	2,234	2,000		2,000	1,200	0	1,200	(800)	-40.0%	
MISCELLANEOUS RECEIPTS	466000	135,000	0	226,623	226,623	0	0	0	0	n/a	
NSF CHECK FEES (Central & Buffalo Libraries)	466010	0	15		15	15	0	15	0	0.0%	
MINOR SALE OTHER (Central & Buffalo Libraries)	466020	2,626	2,223		2,223	2,177	0	2,177	(46)	-2.1%	Based upon projected usage.
MINOR SALE BOOK BAGS (Central & Buffalo Libraries)	466030	663	600		600	600	0	600	0	0.0%	

# BUFFALO AND ERIE COUNTY PUBLIC LIBRARY

## 2023 Operating Budget

SAP Account	FY 2021 Actual	2022 Library Budget			2023 Library Budget						
		Res 2020-38 Library Adpt Budget	Encumb. /Adjusts /Revisions	Revised Budget	2023 Erie County Adopted	Library Board Changes	Library Budget Per Res 2022-47	Change from 2022 Library Adopted			
								Dollars	Percent		
MINOR SALE PRINTING (Central & Buffalo Libraries)	466040	45,529	41,400	41,400	44,498	0	44,498	3,098	7.5%	Based upon projected usage.	
MISC. DEPARTMENTAL INCOME	467000	10,069	5,000	5,000	2,500	0	2,500	(2,500)	-50.0%		
OTHER CONTRIBUTION	479100	79,893	25,000	25,000	25,000	0	25,000	0	0.0%	Reflects the target for the Library's fundraising campaign "Bucks for Books".	
<b>SUBTOTAL OPERATING REVENUE</b>	<b>29,495,660</b>	<b>30,291,713</b>	<b>490,003</b>	<b>30,781,716</b>	<b>31,491,387</b>	<b>0</b>	<b>31,491,387</b>	<b>1,199,674</b>	<b>4.0%</b>		
<b>Operating Expense</b>											
FULL-TIME WAGES	500000	9,774,780	10,952,480	176,800	11,129,280	11,573,692	32,554	11,606,246	653,766	6.0%	Wages include contracted COLA's pursuant to bargaining unit agreements implemented in 2022 increasing: \$2.50 per hour effective 7/1/2022 plus 4.0% effective 1/1/2023 for CSEA; \$2.00 per hour effective 1/1/2022 plus 3.5% effective 1/1/2023 for AFSCME; 2.5% effective 1/1/2023 for the Librarians Association ; and up to 2.0% for management confidential employees; and step increases. The Clerical and Maintenance Union (CMU) agreement expires on 12/31/2022. The board adjustments include the \$1.00/hr increased minimum wage impacts.
PART-TIME WAGES	500010	2,543,539	4,036,330	29,865	4,066,195	3,916,553	149,033	4,065,586	29,256	0.7%	
REGULAR PART-TIME WAGES	500020	988,200	1,267,268	4,030	1,271,298	1,256,193	8,163	1,264,356	(2,912)	-0.2%	
SHIFT DIFFERENTIAL	500300	23,559	25,000		25,000	35,000	0	35,000	10,000	40.0%	
HOLIDAY WORKED	500330	21,794	22,500		22,500	25,000	0	25,000	2,500	11.1%	
OTHER EMPLOYEE PAYMENTS	500350	376,769	140,000		140,000	160,000	0	160,000	20,000	14.3%	
OVERTIME	501000	219,105	290,000		290,000	310,000	0	310,000	20,000	6.9%	
<b>SUBTOTAL SALARIES &amp; WAGES</b>	<b>13,947,746</b>	<b>16,733,578</b>	<b>210,695</b>	<b>16,944,273</b>	<b>17,276,438</b>	<b>189,750</b>	<b>17,466,188</b>	<b>732,610</b>	<b>4.4%</b>		
FRINGE BENEFITS: Include employer benefit costs for all libraries.	502000	6,251,542	7,140,956	1,928	7,142,884	7,070,158	(22,877)	7,047,281	(93,675)	-1.3%	See Fringe Benefit Detail below.
REDUCTIONS FRM PRSNL SVS ACCT	504990	0	(563,478)		(563,478)	(232,151)	(17,289)	(249,440)	314,038	-55.7%	Amount includes: a \$232,151 offset for civil service encumbered positions which are held vacant and deleted once the encumbrance is removed.
CONTRACTUAL SALARY RESERVES	504992	0	162,820		162,820	593,720	(149,584)	444,136	281,316	172.8%	2023 amount includes a reserve for wage & benefit adjustments for Clerical and Maintenance Union (CMU) members & non-represented Contract Library part-timers impacted by CMU negotiated pay rates. As of 12/15/2022, a 2023 contract was not in place. The Library Board Change moves funds set-aside to support an expected increase in the NYS minimum wage, estimated at \$0.70/hr. After the library submitted its budget request, NY State announced their recommendation for a \$1.00/hr increase.
<b>TOTAL LABOR AND BENEFIT COSTS</b>	<b>20,199,289</b>	<b>23,473,876</b>	<b>212,623</b>	<b>23,686,499</b>	<b>24,708,165</b>	<b>0</b>	<b>24,708,165</b>	<b>1,234,289</b>	<b>5.3%</b>		
OFFICE SUPPLIES (for all libraries)	505000	133,257	191,450		191,450	223,400	0	223,400	31,950	16.7%	Increase reflects inflationary increases in supplies along with demand driven printer/ toner expense.
CLOTHING SUPPLIES	505200	3,083	6,000		6,000	6,000	0	6,000	0	0.0%	
AUTO SUPPLIES	505600	6,596	15,250		15,250	16,500	0	16,500	1,250	8.2%	Increased tire prices a key factor.
MEDICAL SUPPLIES	505800	1,761	2,500		2,500	2,500	0	2,500	0	0.0%	
REPAIRS & MAINTENANCE SUPPLIES	506200	70,102	187,300	54,629	241,929	200,600	0	200,600	13,300	7.1%	Supply cost increases.
HIGHWAY SUPPLIES (rock salt)	506400	10,982	18,000		18,000	18,500	0	18,500	500	2.8%	Rock Salt and deicers: For entire library system. Increase reflects usage and higher anticipated prices for salt.

# BUFFALO AND ERIE COUNTY PUBLIC LIBRARY

## 2023 Operating Budget

Pursuant to B&ECPL Board Resolution 2022-26

Pursuant to B&ECPL Board Resolution 2022-26

SAP Account	FY 2021 Actual	2022 Library Budget			2023 Library Budget							
		Res 2020-38 Library Adpt Budget	Encumb. /Adjusts /Revisions	Revised Budget	2023 Erie County Adopted	Library Board Changes	Library Budget Per Res 2022-47	Change from 2022 Library Adopted				
								Dollars	Percent			
											as of 8/31/2022	
LOCAL MILEAGE REIMBURSEMENT	510000	2,475	12,500	12,500	37,000	0	37,000	24,500	196.0%		Increase includes \$24,000 pursuant to a new parking reimbursement provision in the 2022 CSEA contract as well as inflationary increases in IRS mileage reimbursement rates which increased twice in 2022, reaching \$0.625 per mile on 7/1/2022 (10% above 2021's rates) .	
OUT OF AREA TRAVEL	510100	1,943	15,500	15,500	20,000	0	20,000	4,500	29.0%		Assumes a return to pre-COVID-19 travel for training and meetings.	
TRAINING & EDUCATION	510200	34,503	103,050	103,050	102,050	0	102,050	(1,000)	-1.0%			
UTILITY CHARGES Water/Sewer/ phone/Data Lines/Internet Access; & fuel oil. See Interfund Enterprise Utility Line for Electric & Natural Gas	515000	129,496	140,243	140,243	143,604	0	143,604	3,361	2.4%		The federal e-Rate program funds eligible telecommunications and Internet Access expense found in this category, at up to 90% for eligible Wide Area Network and Internet Access costs.	
CONTRACTUAL PAYMENTS					0	0	0					
AMHERST PUBLIC	516010			25,000	4,600	0	4,600	4,600	n/a			
ANGOLA PUBLIC 2	516010	15,546		3,977	395	0	395	395	n/a			
AURORA TOWN PUBLIC 1,2	516010	7,088		1,825	2,670	0	2,670	2,670	n/a			
BOSTON FREE	516010	13,217	7,045	3,037	8,300	0	8,300	1,255	17.8%			
CHEEKTOWAGA PUBLIC	516010	15,742	10,350	3,592	0	0	0	(10,350)	-100.0%			
CLARENCE PUBLIC	516010	102,097	950	13,925	5,725	0	5,725	4,775	502.6%			
COLLINS PUBLIC 1,2	516010	5,229	3,515	27,826	4,770	0	4,770	1,255	35.7%			
CONCORD PUBLIC 2	516010	4,447	3,070	2,488	8,550	0	8,550	5,480	178.5%		This funding supports contracting library other operating costs	
EDEN PUBLIC 2	516010	27,766	5,195	2,723	5,820	0	5,820	625	12.0%		above the amount of locally collected fee/charges revenue at some	
ELMA PUBLIC	516010	17,374	2,085	2,598	3,435	0	3,435	1,350	64.7%		contracting libraries. Remaining contracting libraries generate	
EWELL FREE-ALDEN 2	516010	41,348	7,530	4,221	8,005	0	8,005	475	6.3%		fee/charges revenue in excess of local other operating costs and	
GRAND ISLAND MEMORIAL	516010	3,197	770	1,231	2,130	0	2,130	1,360	176.6%		that difference is returned to the Library system (see Refunds from	
HAMBURG PUBLIC 2	516010	6,388			3,220	0	3,220	3,220	n/a		Contract Libraries revenue line). Implementing the fine-free	
LACKAWANNA PUBLIC 2	516010	36,768	18,370	22,523	18,145	0	18,145	(225)	-1.2%		program increased the need to offset revenue loss. These factors	
LANCASTER PUBLIC 1,2	516010			20,000	0	0	0	0	n/a		resulted in the increases in this account. It also contributed to a	
MARILLA FREE 1,2	516010	4,755	4,655	416	5,180	0	5,180	525	11.3%		reduction in estimated Refunds from Contract Libraries revenue.	
NEWSTEAD PUBLIC - AKRON 1,2	516010	49,470	7,180	5,254	9,295	0	9,295	2,115	29.5%			
NORTH COLLINS PUBLIC	516010	5,709	5,770	2,089	5,820	0	5,820	50	0.9%			
ORCHARD PARK PUBLIC 1,2	516010	7,021	5,425	25,480	7,505	0	7,505	2,080	38.3%			
TONAWANDA PUBLIC CITY	516010	53,861		22,096	0	0	0	0	n/a			
TONAWANDA TOWN PUBLIC 1,2	516010	2,500		37,500	0	0	0	0	n/a			
WEST SENECA PUBLIC 2	516010			25,838	2,100	0	2,100	2,100	n/a			
PROF SERV CONTRACT & FEES	516020	624,179	958,906	245,370	1,204,276	873,461	0	873,461	(85,445)	-8.9%		Includes a reduction of \$30,000 in collection agency fees by implementing the fine-free program and a reduction of \$40,000 in printing services for RFID tags by eliminating custom printing on the tags.
MAINTENANCE CONTRACTS	516030	183,894	161,608	161,608	183,976	0	183,976	22,368	13.8%		Assumes inflationary impacts to upcoming service contract to be bid in 2023.	

# BUFFALO AND ERIE COUNTY PUBLIC LIBRARY

## 2023 Operating Budget

SAP Account	FY 2021 Actual	2022 Library Budget			2023 Library Budget						
		Res 2020-38 Library Adpt Budget	Encumb. /Adjusts /Revisions	Revised Budget	2023 Erie County Adopted	Library Board Changes	Library Budget Per Res 2022-47	Change from 2022 Library Adopted			
								Dollars	Percent		
OTHER EXPENSES	530000	128,433	166,750	100,303	267,053	193,400	0	193,400	26,650	16.0%	Includes \$25k for printing RFID Labels moved from professional services as they will be printed without customization (net savings of \$15k).
RENTAL CHARGES	545000	5,400	5,877		5,877	5,527	0	5,527	(350)	-6.0%	
INSURANCE PREMIUMS	555050	161,034	171,023		171,023	169,482	0	169,482	(1,541)	-0.9%	Directors & officers, general liability, comprehensive cyber liability and related policies - coverage for all library operations.
LOCAL SHARE GRANT MATCH	559000	58,001		725,470	725,470	0	0	0	0	n/a	2020: Closeout of NYS Construction Aid Projects at the Coles, Dudley & Gonzales-Soto Libraries, local match share. 2022: includes local match share for the Crane Library improvements project construction in 2021-22 (source of funds: assigned fund balance for grant match).
LAB & TECH EQUIP	561410	217,773	487,619	85,056	572,675	101,033	0	101,033	(386,586)	-79.3%	Base includes software updates. The net \$386k decrease results from a 400,000 one-time fund balance allocation in 2022 to support accelerated public and staff computer replacements to support transitioning to the Windows 11 environment.
FURNITURE, FIXTURES & OFFICE EQUIP.	561420	61,875		78,998	78,998	0	0	0	0	n/a	
BUILDINGS & GROUNDS EQUIPMENT	561430	9,959		21,483	21,483	0	0	0	0	n/a	
MOTOR VEHICLE EQUIPMENT	561440	(4,612)		38,858	38,858	0	0	0	0	n/a	
LIBRARY BOOKS & MEDIA	561450	2,639,273	3,078,460	206,938	3,285,398	3,078,460	0	3,078,460	0	0.0%	Subsequent to Erie County Adopting its 2022 allocation to the Library the Library Board approved a \$250,000 addition to support support the transition to new digital content services. This addition is continued in 2023 to help offset inflationary cost increases.
INTERFUND-UTILITY ENTERPRISE FUND for Electric & Ngas (Most libraries are included in the electric and all are in the Natural gas pool)	575040	704,969	840,995	0	840,995	1,096,206	0	1,096,206	255,211	30.3%	See Interfund Utilities Detail below.
INTERDEPT-LIBRARY SERVICES (To Corrections Center, Holding Facility and Buildings & Grounds (Court Storage)	942000	(13,256)	(153,468)		(153,468)	(153,143)	0	(153,143)	325	-0.2%	This credit expense offsets costs for providing library services at the Corrections Center & Holding Facility and costs for utilities to the court storage area underneath the Central Library's front ramp.
INTERDEPT-Purchasing Svcs	910600	47,734	42,236		42,236	46,460	0	46,460	4,224	10.0%	Erie County assesses these charges for purchasing services.
INTERDEPT-Fleet Svcs (including fuel)	910700	31,932	46,940		46,940	51,634	0	51,634	4,694	10.0%	Charges for Library shipping & maintenance vehicle fuel.
INTERFUND EXP. - Sheriff Division Svcs	911500	0	177,188		177,188	194,907	0	194,907	17,719	n/a	Funds Sheriff dept presence at the Central Library and coordination with area law enforcement.
INTERDEPT-DISS	980000	17,560	60,000		60,000	66,000	0	66,000	6,000	10.0%	Amount represents Library share of SAP & ORACLE supporting County Financial and Human Resources systems. While the Library utilizes the SAP Enterprise Resource System, it does not utilize DISS provided county network, personal computing device, and telecommunications services/support.
<b>TOTAL OPERATING EXPENDITURES</b>	<b>25,887,157</b>	<b>30,291,713</b>	<b>2,023,366</b>	<b>32,315,079</b>	<b>31,491,387</b>	<b>0</b>	<b>31,491,387</b>	<b>1,199,674</b>	<b>4.0%</b>		

# BUFFALO AND ERIE COUNTY PUBLIC LIBRARY

## 2023 Operating Budget

SAP Account	FY 2021 Actual	2022 Library Budget			2023 Library Budget						
		Res 2020-38 Library Adpt Budget	Encumb. /Adjusts /Revisions	Revised Budget	2023 Erie County Adopted	Library Board Changes	Library Budget Per Res 2022-47	Change from 2022 Library Adopted			
								Dollars	Percent		
as of 8/31/2022											
<b>Fringe Benefit Detail</b>											
Employer FICA - REGULAR	502010	840,256	1,037,494	1,430	1,038,924	1,073,665	9,230	1,082,895	45,401	4.4%	Unchanged rates of 6.2% for Social Security and 1.45% for Medicare applied to the wage base.
Employer FICA - MEDICARE	502020	196,438	242,627	335	242,962	251,093	2,180	253,273	10,646	4.4%	
Employee Health Insurance	502030	2,265,716	2,468,388		2,468,388	2,464,094	(40,717)	2,423,377	(45,011)	-1.8%	Cost estimate based upon current enrollments and net rates (after adjustments for actual utilization). The Labor-Management Healthcare Fund sets rates.
Dental Plan	502040	68,728	91,456		91,456	84,168	0	84,168	(7,288)	-8.0%	
Workers Compensation	502050	94,849	76,425	108	76,533	110,819	959	111,778	35,353	46.3%	Estimates are based upon the Library's utilization trends.
Unemployment Insurance	502060	(377,442)	38,572	55	38,627	30,211	285	30,496	(8,076)	-20.9%	
Hospital & Medical - Retirees	502070	1,358,847	1,523,973		1,523,973	1,447,933	0	1,447,933	(76,040)	-5.0%	Program benefits and rates are determined by Labor-Management Healthcare Fund. Budget estimate utilizes prior 18 months utilization plus 5%.
Health Insurance Waiver	502080	49,045	51,420		51,420	85,824	0	85,824	34,404	66.9%	Estimate based upon the Library's utilization trends.
Retirement	502100	1,755,104	1,610,601		1,610,601	1,522,351	5,186	1,527,537	(83,064)	-5.2%	Estimate assumed no change in New York State and Local Retirement System (NYSLRS) rates for the 4-1-2023 to 3/31/2024 period. Rates are applied to a wage base reflecting bargaining unit negotiated COLAs; increased minimum wages; and a continuing wage base shift to the lower cost Tier VI as turnover occurs. Subsequent to submitting the budget request, the NY State Comptroller released rates showing a 1.5% of payroll increase. This account will be closely monitored.
<b>Total Fringe Benefit Detail:</b>		<b>6,251,542</b>	<b>7,140,956</b>	<b>1,928</b>	<b>7,142,884</b>	<b>7,070,158</b>	<b>(22,877)</b>	<b>7,047,281</b>	<b>(93,675)</b>	<b>-1.3%</b>	
<b>Interfund Utilities Detail</b>											
Natural Gas		189,047	198,941		198,941	346,739	0	346,739	147,798	74.3%	Based upon rolling 24 month projections of usage data combined with market cost estimates provided by the County's pool purchaser, Fluent Energy. 2022 energy pricing has been volatile, with average YTD utility rates charged through August 2022 being up 44% for natural gas and 34% for electricity.
Electricity		515,921	642,054		642,054	749,467	0	749,467	107,413	16.7%	
<b>Total Interfund Utilities Detail:</b>		<b>704,969</b>	<b>840,995</b>	<b>0</b>	<b>840,995</b>	<b>1,096,206</b>	<b>0</b>	<b>1,096,206</b>	<b>255,211</b>	<b>30.3%</b>	

**BUFFALO AND ERIE COUNTY PUBLIC LIBRARY**  
**2023 Grants Budget**

Grant Name	2021 Board Adopted Budget	2022 Board Adopted Budget	2023 Budget
<b>Central Library Development Aid</b>			
NEW YORK STATE AID	257,040	285,589	295,435
Total Revenue:	<b>257,040</b>	<b>285,589</b>	<b>295,435</b>
FULL-TIME SALARIES	136,031	144,804	196,957
PART-TIME WAGES	34,720	39,201	0
FRINGE BENEFITS	86,289	101,584	98,478
Total Expense:	<b>257,040</b>	<b>285,589</b>	<b>295,435</b>
<b>Central Library Book Aid</b>			
NEW YORK STATE AID	59,295	65,881	69,147
Total Revenue:	<b>59,295</b>	<b>65,881</b>	<b>69,147</b>
LIBRARY BOOKS & MEDIA	59,295	65,881	69,147
Total Expense:	<b>59,295</b>	<b>65,881</b>	<b>69,147</b>
<b>Continuity of Service</b>			
NEW YORK STATE AID	41,465	46,071	47,789
Total Revenue:	<b>41,465</b>	<b>46,071</b>	<b>47,789</b>
PART-TIME WAGES	36,590	41,218	40,613
FRINGE BENEFITS	4,875	4,853	7,176
Total Expense:	<b>41,465</b>	<b>46,071</b>	<b>47,789</b>
<b>Coordinated Outreach</b>			
NEW YORK STATE AID	140,082	155,641	183,431
Total Revenue:	<b>140,082</b>	<b>155,641</b>	<b>183,431</b>
FULL-TIME SALARIES	91,705	59,584	63,852
PART-TIME WAGES	0	62,723	54,520
FRINGE BENEFITS	48,377	33,334	43,059
PROFESSIONAL SERVICES	0	0	2,000
OTHER EXPENSES	0	0	8,000
LIBRARY MATERIALS	0	0	12,000
Total Expense:	<b>140,082</b>	<b>155,641</b>	<b>183,431</b>

**BUFFALO AND ERIE COUNTY PUBLIC LIBRARY**  
**2023 Grants Budget**

Grant Name	2021 Board Adopted Budget	2022 Board Adopted Budget	2023 Budget
<b>Library Automation Aid</b>			
NEW YORK STATE AID	63,438	74,487	73,956
Total Revenue:	<b>63,438</b>	<b>74,487</b>	<b>73,956</b>
FULL-TIME SALARIES	35,515	36,263	43,120
PART-TIME WAGES	13,545	10,935	8,094
FRINGE BENEFITS	14,378	27,289	22,742
Total Expense:	<b>63,438</b>	<b>74,487</b>	<b>73,956</b>
<b>State Correctional Facilities</b>			
NEW YORK STATE AID	37,918	36,130	43,701
Total Revenue:	<b>37,918</b>	<b>36,130</b>	<b>43,701</b>
PERSONAL SERVICES			
PART-TIME WAGES	22,100	20,020	24,211
FRINGE BENEFITS	2,547	1,658	2,010
PROF SERVICES & FEES	800	800	800
OFFICE SUPPLIES	1,000	1,000	1,000
OTHER EXPENSES	2,000	2,000	2,000
LIBRARY BOOKS & MEDIA	9,471	10,652	13,680
Total Expense:	<b>37,918</b>	<b>36,130</b>	<b>43,701</b>
<b>County Correctional Facilities</b>			
NEW YORK STATE AID	7,271	8,079	8,380
Total Revenue:	<b>7,271</b>	<b>8,079</b>	<b>8,380</b>
PERSONAL SERVICES			
PART-TIME WAGES	5,408	6,370	6,788
FRINGE BENEFITS	863	709	592
OFFICE SUPPLIES	1,000	1,000	1,000
LIBRARY BOOKS & MEDIA	0	0	0
Total Expense:	<b>7,271</b>	<b>8,079</b>	<b>8,380</b>
<b>TOTAL LIBRARY GRANTS</b>			
NEW YORK STATE AID	606,509	671,878	721,839
	<b>606,509</b>	<b>671,878</b>	<b>721,839</b>

**BUFFALO AND ERIE COUNTY PUBLIC LIBRARY  
2023 Erie County Capital Budget For Library Projects**

While not part of the Library’s Operating Budget, Erie County Capital funds have been included in the County's Capital Budget for improvements to the County-owned Central Library building:

<b>Erie County Budget</b>
-------------------------------

**DPW (Buildings and Grounds) - Buffalo & Erie County Public Library - Roof Replacement**

This project is to replace the current 20-year-old roof to prevent any water damage or deterioration. This would allow for options of a vegetative (green) roof system, solar panel array and/or energy storage systems, and occupied roof space for public use.

<b>Bonded Project:</b>	<b>\$2,000,000</b>
------------------------	--------------------

**DPW (Buildings and Grounds) - Buffalo & Erie County Public Library - Various Improvements/Upgrades**

This work will include, but is not limited to: interior and exterior building components and various mechanical, electrical, and plumbing systems, miscellaneous interior renovations, building envelope improvements, and overall maintenance of the facility.

Pay-As-You-Go Component:	\$250,000	
State Component:	\$250,000	
	<b>Total Project:</b>	<b>\$500,000</b>

<b>TOTAL ERIE COUNTY CAPITAL FOR LIBRARY PROJECTS</b>	<b>\$2,500,000</b>
---	--------------------