



Buffalo & Erie County Public Library - 2023 Statistics

	Year to Date Totals						
	Library Visits	Webpage Visits	Circulation	Computer Sessions	WiFi Logins	Program Attendance	
						Virtual	Traditional
B&ECPL Totals	1,399,353	4,350,518	4,600,678	194,427	395,829	9,928	172,390
Member Libraries	1,027,445	398,212	2,750,907	102,989	218,542	7,496	125,152
Buffalo Branches	175,788	59,702	233,852	39,262	60,114	25	8,220
Central Library	170,126	33,064	230,558	52,176	116,506	2,407	33,212
Bookmobile Services	11,912	2,467	42,384	-	667	-	5,806
Institutions	14,082	-	119,118	-	-	-	-
System	-	3,857,073	1,223,859	-	-	-	-
MEMBER LIBRARIES							
Alden (Ewell Free)	6,993	6,804	15,447	560	3,403	-	859
<i>Amherst</i>							
Audubon	60,389	25,865	216,379	5,629	22,609	-	5,281
Clearfield	95,555	22,225	288,363	7,220	21,206	-	3,027
Egbertsville-Snyder	38,146	15,128	120,395	3,680	7,752	-	1,576
Williamsville	14,575	13,205	36,215	1,033	9,120	-	2,309
Angola	23,135	9,238	25,861	1,326	986	-	1,899
Aurora	42,550	17,793	113,544	3,061	14,314	-	3,176
Boston	9,548	6,835	23,987	472	1,468	-	1,922
<i>Cheektowaga</i>							
Julia Boyer Reinstein	65,188	18,583	193,800	10,529	10,132	1,550	6,447
Reinstein Memorial	29,583	22,224	70,465	6,449	5,764	-	4,901
Clarence	51,471	20,816	170,867	3,550	10,578	-	5,053
Collins	11,412	6,294	38,828	1,021	2,170	847	3,667
Concord	20,908	7,576	42,421	1,535	4,113	-	1,652
Eden	10,917	9,597	31,795	871	1,360	46	1,006
Elma	27,842	9,464	77,069	1,658	2,933	-	4,508
Grand Island Memorial	32,551	13,088	91,349	1,814	5,294	7	8,270
<i>Hamburg</i>							
Hamburg	61,708	21,661	154,204	6,945	13,293	66	9,885
Lake Shore	24,471	11,083	52,143	1,907	3,621	17	2,640
Lackawanna	21,926	9,771	33,581	3,964	3,740	17	4,604
Lancaster	58,673	24,745	170,838	5,078	11,831	-	13,171
Marilla	7,563	5,694	26,881	311	663	-	822

August-2023

Totals for the Month						
Library Visits	Webpage Visits	Circulation	Computer Sessions	WiFi Logins	Program Attendance	
					Virtual	Traditional
204,911	664,885	653,491	26,438	54,816	1,291	30,469
150,455	51,332	407,114	14,932	30,952	1,054	21,054
26,083	7,964	32,687	5,778	9,235	3	1,336
24,749	3,971	28,819	5,728	14,526	234	6,543
1,707	339	4,279	-	103	-	1,536
1,917	-	18,461	-	-	-	-
-	601,279	162,131	-	-	-	-
1,076	946	2,440	93	481	-	237
11,516	2,908	42,713	1,100	3,903	-	850
13,018	2,754	38,464	991	2,731	-	509
5,614	2,232	17,299	475	1,107	-	263
2,339	1,713	4,980	188	1,437	-	344
2,617	1,088	3,852	172	163	-	490
6,182	2,696	16,617	452	1,847	-	817
1,330	937	3,410	64	209	-	147
8,825	2,449	26,878	1,343	1,282	172	1,046
4,307	2,986	10,185	1,000	909	-	1,194
7,501	2,419	24,730	502	1,320	-	504
1,747	972	4,783	189	352	97	575
2,951	901	6,033	249	601	-	378
1,719	1,249	4,838	128	205	2	233
4,096	1,050	10,590	251	441	-	675
5,074	1,747	14,066	305	803	-	957
8,357	2,679	22,484	876	1,819	-	964
3,485	1,421	7,503	310	535	-	446
3,318	1,301	4,832	599	489	-	659
8,313	3,033	26,341	696	1,615	-	3,138
1,185	769	3,712	51	76	-	393

Buffalo & Erie County Public Library - 2023 Statistics

	Year to Date Totals						
	Library Visits	Webpage Visits	Circulation	Computer Sessions	WiFi Logins	Program Attendance	
						Virtual	Traditional
Newstead	22,591	8,942	38,525	1,472	3,713	1,809	4,579
North Collins	8,879	7,837	14,977	738	2,797	2,891	2,109
Orchard Park	87,294	19,514	199,287	5,619	14,773	20	12,070
City of Tonawanda	33,164	14,644	75,988	5,217	6,720	-	3,620
<i>Town of Tonawanda</i>							
Kenilworth	24,204	11,708	47,932	2,970	3,662	46	1,936
Kenmore	68,451	20,395	214,086	10,085	15,677	180	7,454
West Seneca	67,758	17,483	165,680	8,275	14,850	-	6,709
BUFFALO BRANCHES							
Coles (formerly East Delavan)	24,521	6,164	20,290	7,969	7,570	22	969
Crane	-	7,830	382	-	1,355	-	234
Dudley	19,611	7,868	37,218	4,032	14,980	-	644
East Clinton	9,446	5,133	22,037	2,207	4,469	-	1,175
González-Soto (formerly Niagara)	281	5,850	454	36	3,513	-	-
Merriweather	58,798	10,675	37,933	11,755	9,745	-	819
North Park	41,810	8,801	97,616	9,088	8,734	-	3,596
Panty (formerly Riverside)	21,321	7,381	17,922	4,175	9,748	3	783
CENTRAL LIBRARY	170,126	33,064	230,558	52,176	116,506	2,407	33,212
BOOKMOBILE SERVICES							
Library on Wheels	10,273	1,441	26,580	-	667	-	5,773
Library 2Go	1,639	1,026	15,804	-	-	-	33
INSTITUTIONS							
Correctional Facility	9,156	-	41,032	-	-	-	-
Holding Center	4,926	-	78,086	-	-	-	-
SYSTEM ¹	-	3,857,073	-	-	-	-	-
Online renewals ²	-	-	5,426	-	-	-	-
Interlibrary Loans	-	-	10,319	-	-	-	-
eAudioBooks	-	-	465,157	-	-	-	-
eVideos	-	-	5,656	-	-	-	-
eBooks	-	-	678,560	-	-	-	-
eMusic	-	-	1,768	-	-	-	-
eMagazines	-	-	56,973	-	-	-	-


August-2023

Totals for the Month						
Library Visits	Webpage Visits	Circulation	Computer Sessions	WiFi Logins	Program Attendance	
					Virtual	Traditional
3,081	1,160	5,673	255	540	246	854
1,441	1,070	1,909	113	316	361	341
12,829	2,404	29,083	746	2,029	-	1,830
4,693	1,913	10,801	741	1,052	-	579
3,829	1,528	6,919	439	526	38	398
9,720	2,629	30,233	1,373	2,116	138	1,205
10,292	2,378	25,746	1,231	2,048	-	1,028
3,503	681	3,107	1,215	1,155	-	247
-	1,279	162	-	688	-	135
2,439	1,016	5,017	544	2,350	-	33
1,434	693	3,154	342	616	-	347
281	847	454	36	514	-	-
8,627	1,265	4,670	1,647	1,231	-	133
5,868	1,142	13,663	1,340	1,198	-	177
3,931	1,041	2,460	654	1,483	3	264
24,749	3,971	28,819	5,728	14,526	234	6,543
1,531	182	2,373	-	103	-	1,536
176	157	1,906	-	-	-	-
1,293		5,522				
624		12,939				
	601,279					
		742				
		1,492				
		63,768				
		851				
		87,415				
		228				
		7,635				

1) Webpage visits listed for individual libraries are those to the home page for that library. Visits to the general library website and online catalogs are listed under SYSTEM.

Buffalo & Erie County Public Library - 2023 Statistics

August-2023

	Year to Date Totals					
	Library Visits	Webpage Visits	Circulation	Computer Sessions	WiFi Logins	Program Attendance
						Virtual

Totals for the Month						
Library Visits	Webpage Visits	Circulation	Computer Sessions	WiFi Logins	Program Attendance	
					Virtual	Traditional

2) Includes patron initiated online renewals through the Library's website; phone renewals processed by System personnel; and phone renewals made using the Library's automated phone renewal system.

Buffalo & Erie County Public Library - 2023 Statistics



Footnotes in Chronological Order

Ongoing	Libraries are operating consistent with guidance from the Erie County Department of Health (ECDOH) and Centers for Disease Control, emphasizing safety for patrons and staff.
August 15, 2022 and forward	Crane - Closed starting 8/15/2022 - Phase 2 construction.
Sept. 12, 2022 and forward	González-Soto - Closed starting 9/12/2022 - Phase 1 construction.
Oct. 10, 2022 - Mar. 3, 2023	Audubon - Closed starting 10/10/2022 - 3/3/2023 - Construction - building expansion.
Feb. 22 - Feb. 23, 2023	System-wide - Several libraries had partial day closings 2/22/2023-2/23/2023 due to ice storm.
February 23, 2023	Panty - Closed 2/23/2023 - Ice storm
Feb. 22 - Feb. 23, 2023	Eden - Closed 2/27/2023-3/1/2023 - Building maintenance.
February 24, 2023	Williamsville - Closed partial day 2/24/2023 - Building maintenance.
Feb. 27 - Mar. 1, 2023	Williamsville - Closed 2/27/2023-3/1/2023 - Building maintenance.
Feb 14 - Apr 2, 2023	Panty - Closed 2/14/2022-4/2/2022 - Floor replacement
March 4, 2023	Audubon - Re-opened 3/4/23.
Mar. 10 - Mar. 23, 2023	Central - Temporarily closed 3pm weekdays 3/10/23-3/23/23 - Safety concerns.
Mar. 18 - Mar. 27, 2023	Bookmobile - Closed for repair 3/18/23-3/27/23.
March 26, 2023	North Park - Closed Sunday, 3/26/2023 - heating issue.
April 7, 2023	Grand Island - High visitor count - Easter event 4/7/2023 in conjunction with the Grand Island Recreation Department.
April 21, 2023	Grand Island - Closed 4/21/2023 - Staffing.
May 31, 2023	North Park - Closed 5/31/2023 - High temperatures and non-functioning air conditioning system.
Jun. 15 - Jun. 27, 2023	Marilla - Closed 6/15/2023-6/27/2023 -Carpet replacement.
July 13, 2023	Central - New visitor counters installed 7/13/2023.
August 24, 2023	Dudley - Closed 8/24/2023 - No water.
August 28, 2023	González-Soto - Closed 9/12/2022 - 8/27/2023 - Phase 1 Construction. Re-opened 8/28/2023.