



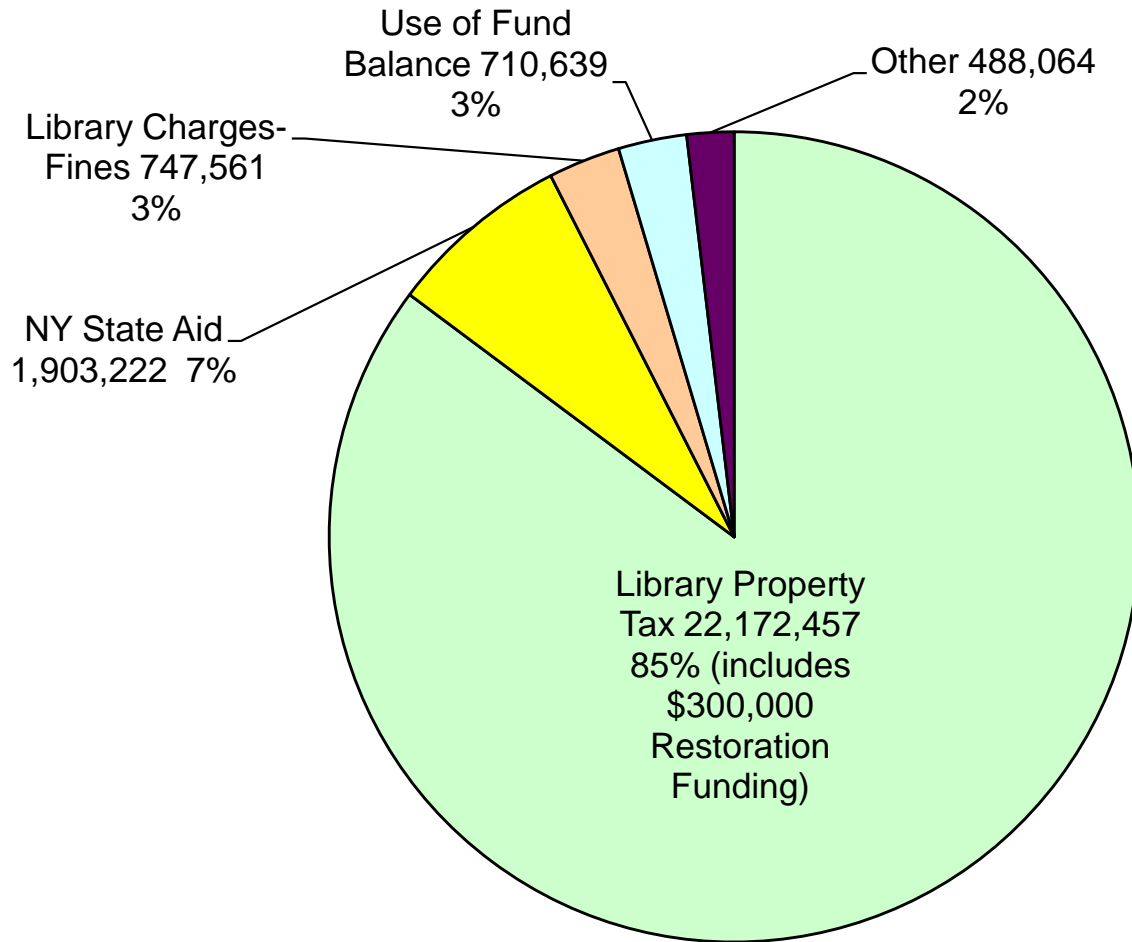
Library 2013 Budget

Operating Budget Supplementary Charts & Schedules

Pursuant to Resolution 2012-44

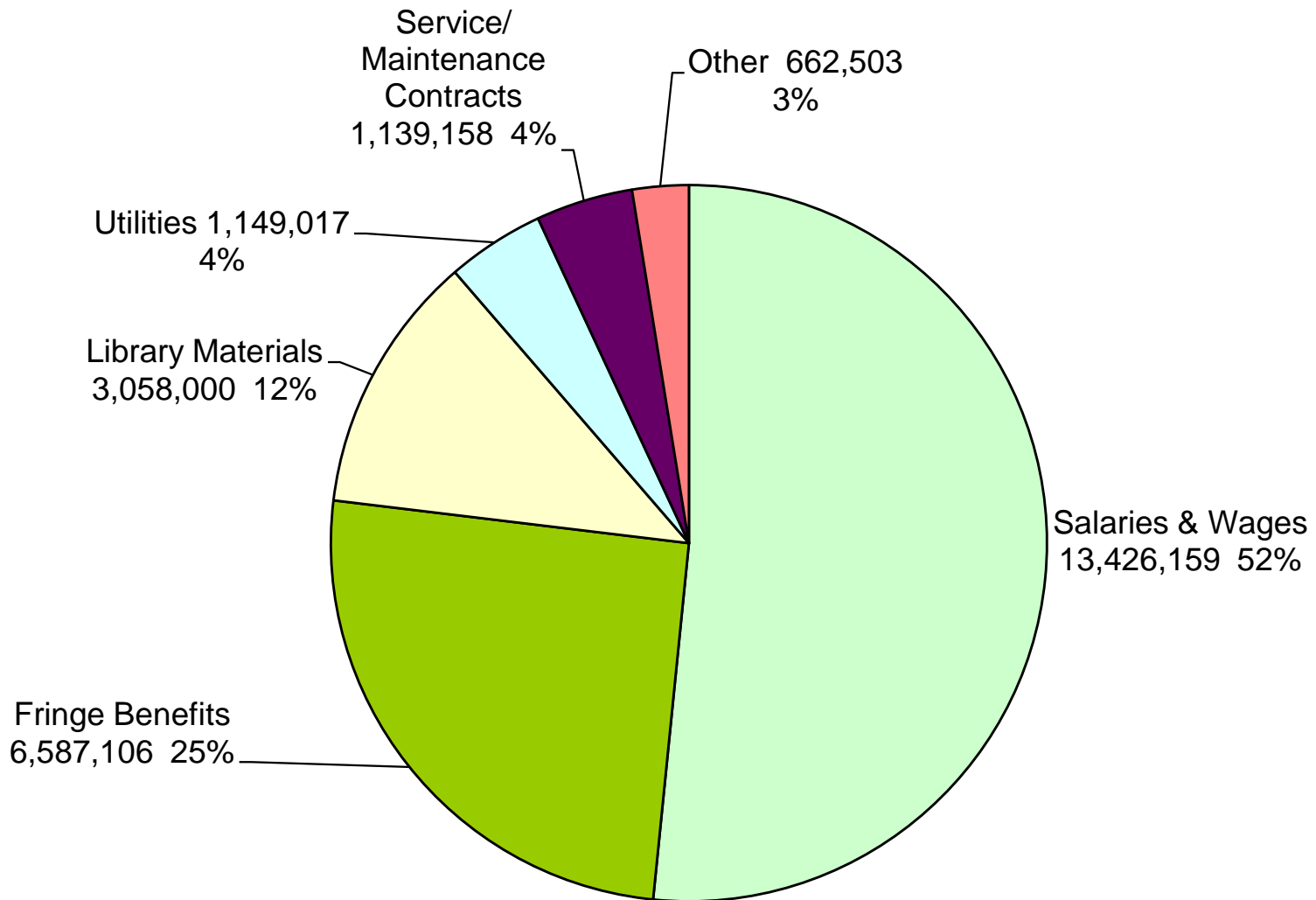
**Adopted by B&ECPL Board of Trustees
December 20, 2012**

Buffalo and Erie County Public Library 2013 Budget Operating Revenue



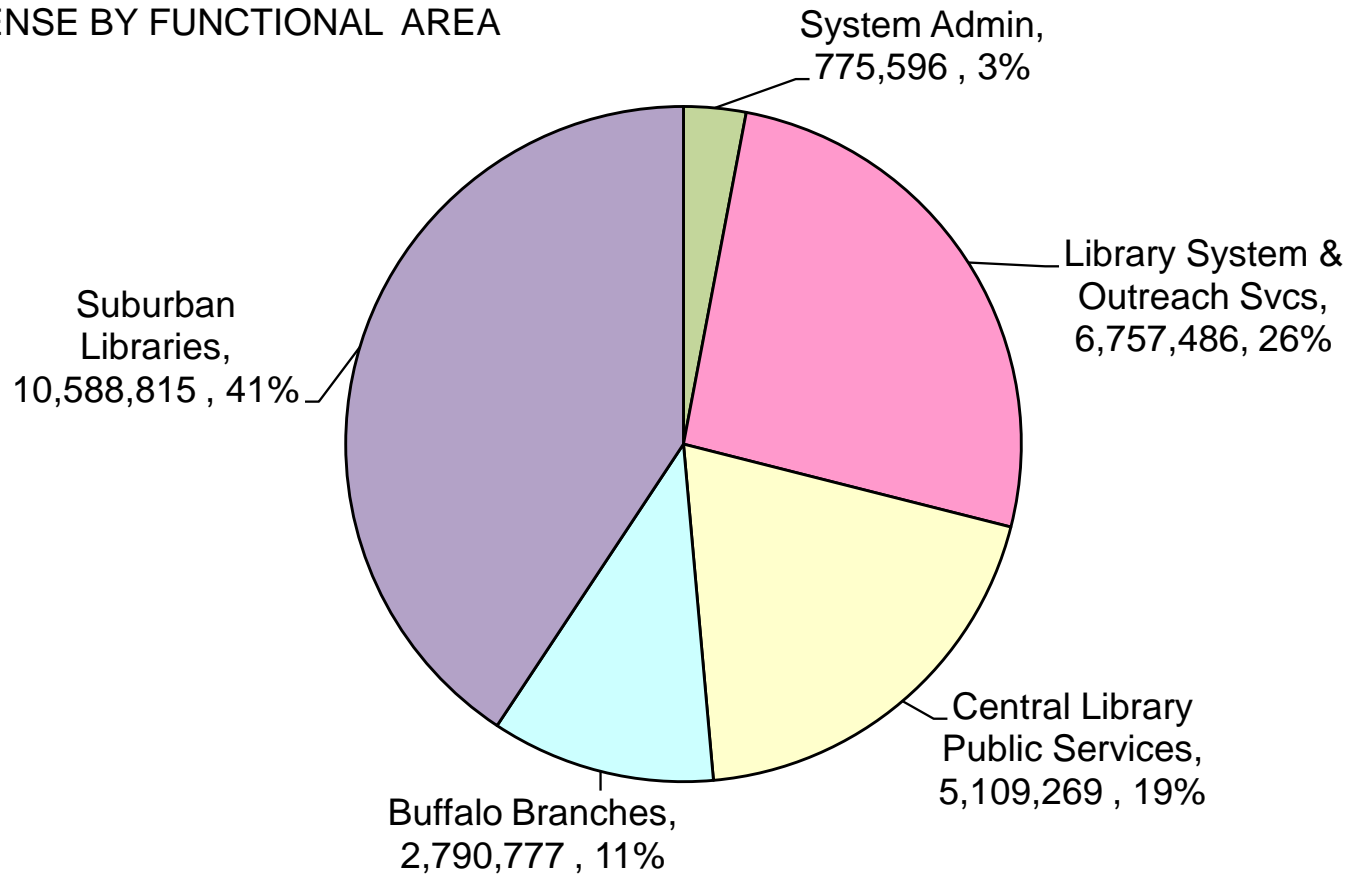
B&ECPL 2013 TOTAL OPERATING REVENUE IN COUNTY SAP FINANCIAL SYSTEM	\$25,698,045
Adjustment for suburban library net directly collected revenue	323,898
B&ECPL 2013 BUDGET TOTAL SYSTEM NET OPERATING REVENUE	\$26,021,943

Buffalo and Erie County Public Library 2013 Budget Operating Expense



Buffalo and Erie County Public Library 2013 Budget Operating Expense

EXPENSE BY FUNCTIONAL AREA



B&ECPL 2013 BUDGET EST OPERATING EXP IN COUNTY SAP FINANCIAL SYSTEM **\$25,698,045**

Adjustment for suburban library expense supported by directly collected revenue 323,898

B&ECPL 2013 BUDGET TOTAL SYSTEM NET OPERATING EXPENSE	\$26,021,943
--	---------------------

BUFFALO AND ERIE COUNTY PUBLIC LIBRARY

2013 System-Wide Budget (County Financial System Plus Contracting Library Direct Revenue + Expense)

Account Description	System Admin	Library System & Outreach Services	Central Library Public Services	Buffalo Branches	Suburban Contract Member Libraries	TOTAL Budget	% of Grand Total
Operating Expenditures							
PERSONAL SERVICES							
Salaries & Wages, Full Time	415,219	2,938,400	1,690,755	812,610	2,284,621	8,141,605	31.29%
Wages, Part-Time	0	631,586	688,000	619,246	2,113,349	4,052,181	15.57%
Wages, Regular Part-Time	0	179,041	110,005	0	591,641	880,687	3.38%
Wages, Seasonal	0	27,347	54,339	0	0	81,686	0.31%
Sub-Total Personnel Services	415,219	3,776,374	2,543,099	1,431,856	4,989,611	13,156,159	50.56%
Shift Differential	0	1,759	10,885	2,356	0	15,000	0.06%
Holiday Worked	0	0	14,546	454	0	15,000	0.06%
Other Employee Payments	14,417	5,634	29,592	357	0	50,000	0.19%
Overtime	0	31,049	144,415	14,536	0	190,000	0.73%
Sub-Total Other Personnel Related Expenses	14,417	38,442	199,438	17,703	0	270,000	1.04%
Contractual Salary Reserves	0	0	0	0	0	0	0.00%
TOTAL, PERSONAL SERVICES	429,636	3,814,816	2,742,537	1,449,559	4,989,611	13,426,159	51.60%
Employer FICA - REGULAR	26,638	236,526	170,037	100,059	309,360	842,620	3.24%
Employer FICA - MEDICARE	6,229	55,318	39,767	21,008	72,331	194,653	0.75%
Employee Health Insurance	62,473	806,642	450,279	206,819	859,294	2,385,507	9.17%
Dental Plan	3,728	39,086	22,654	10,084	39,387	114,939	0.44%
Workers Compensation	2,578	22,889	16,475	8,700	29,930	80,572	0.31%
Unemployment Insurance	1,504	13,358	9,327	5,079	17,461	46,729	0.18%
Hospital & Medical - Retirees	34,370	252,473	157,450	62,707	233,540	740,540	2.85%
Health Insurance Waiver Family	0	10,200	6,420	2,580	11,604	30,804	0.12%
Retirement	88,075	661,711	424,554	206,749	767,653	2,148,742	8.26%
Flex Benefit Spending	0	2,000	0	0	0	2,000	0.01%
FRINGE BENEFITS	225,595	2,100,203	1,296,963	623,785	2,340,560	6,587,106	25.31%
OFFICE SUPPLIES							
Reader/ Printer Copier Supplies	9	109	237	438	1,007	1,800	0.01%
Computer Print Supplies (DISS-OPAC/Circulation)	26	301	640	1,221	2,812	5,000	0.02%
Diskettes, inkjet cartridges	62	717	1,566	2,923	6,732	12,000	0.05%
Printer Supplies - Cartridges & Toners	31	356	784	1,463	3,366	6,000	0.02%
Recharging - Toner Cartridges	75	863	1,894	3,534	8,134	14,500	0.06%
Computer Paper- Continuous feed	0	29	44	59	368	500	0.00%
Receipt Printer Paper	0	238	357	499	3,106	4,200	0.02%
Envelopes (manilla, printed, interdepartmental)	157	1,385	961	513	1,784	4,800	0.02%
OCLC Labels	0	274	643	419	2,664	4,000	0.02%
Office Machine Acces. (Pitney Bowes tape)	0	700	0	0	0	700	0.00%
Staplers, Scissors, Desktop Supplies	10	86	60	32	112	300	0.00%
Receipt Printer Ribbons	0	22	34	206	738	1,000	0.00%
Ribbons (Typing, printer)	2	45	3	16	54	120	0.00%
Blotters	0	50	0	0	0	50	0.00%

BUFFALO AND ERIE COUNTY PUBLIC LIBRARY

2013 System-Wide Budget (County Financial System Plus Contracting Library Direct Revenue + Expense)

Account Description	System Admin	Library System & Outreach Services	Central Library Public Services	Buffalo Branches	Suburban Contract Member Libraries	TOTAL Budget	% of Grand Total
Audio Carriers (Red Rope)	0	157	369	241	1,533	2,300	0.01%
Binders, trays, files	128	1,123	781	417	1,451	3,900	0.01%
Calendars	33	285	200	107	375	1,000	0.00%
Discretionary -Non stock misc. office spls.	98	863	600	322	1,117	3,000	0.01%
Office Spls. - Misc.	26	233	160	85	296	800	0.00%
Office spls. - Tape, pads, staples, paper clips	125	1,096	761	406	1,412	3,800	0.01%
Rubber Stamp Order	39	343	241	128	449	1,200	0.00%
Writing Instruments	62	546	382	203	707	1,900	0.01%
Copier/laser printer paper	90	1,035	2,260	4,216	9,699	17,300	0.07%
Print Shop - Paper	0	10,000	0	0	0	10,000	0.04%
Craft Supplies (Summer Program)	0	950	950	0	0	1,900	0.01%
OFFICE SUPPLIES	973	21,806	13,927	17,448	47,916	102,070	0.39%
CLOTHING SUPPLIES	0	0	3,333	17	0	3,350	0.01%
AUTO SUPPLIES	0	4,520	1,073	57	0	5,650	0.02%
MEDICAL SUPPLIES	0	0	1,263	37	0	1,300	0.00%
REPAIRS AND MAINTENANCE							
HVAC Filters Central	401	3,519	2,445	35	0	6,400	0.02%
Asbestos removal supplies (tape, sheeting, knives, etc)	0	0	1,330	70	0	1,400	0.01%
Fertilizer	5	46	33	16	0	100	0.00%
Floor pads, vaccuum bags	26	223	168	83	0	500	0.00%
Miscellaneous Budget Items, Small Tools	262	2,241	1,662	835	0	5,000	0.02%
Mops, Brooms, Brushes, Pails	84	717	532	267	0	1,600	0.01%
Soaps, Detergents	785	6,729	4,987	2,499	0	15,000	0.06%
Asbestos supplies (vacuum cleaner)	0	0	475	25	0	500	0.00%
Flowers. Bulbs. Peatmoss	199	1,707	1,262	632	0	3,800	0.01%
Paint	0	0	1,900	100	0	2,000	0.01%
Paint supplies (brushes, rollers. Etc.)	0	0	950	50	0	1,000	0.00%
Cloths, Tissues, Towels	722	6,335	4,405	2,348	8,190	22,000	0.08%
Packaging/jiffy bags	144	1,266	878	12	0	2,300	0.01%
Trash Liners	66	574	401	213	746	2,000	0.01%
Rags, cheesecloth	31	268	200	101	0	600	0.00%
Grass seed, topsoil	26	223	168	83	0	500	0.00%
Other Miscellaneous Repairs	157	1,346	997	500	0	3,000	0.01%
Contingency Maintenance	0	0	0	0	0	0	0.00%
Equipment Repair Parts	94	826	572	8	0	1,500	0.01%
Repair/Maintenance Purchases (Vehicles)	0	16,000	3,800	200	0	20,000	0.08%
REPAIRS AND MAINTENANCE	3,002	42,020	27,165	8,077	8,936	89,200	0.34%
REPAIRS AND MAINTENANCE - CONTRACT LIBS.	0	0	0	0	40,720	40,720	0.16%
REPAIRS AND MAINTENANCE	3,002	42,020	27,165	8,077	49,656	129,920	0.50%
HIGHWAY SUPPLIES - Rock Salt	377	3,312	2,302	1,228	4,281	11,500	0.04%
LOCAL MILEAGE REIMBURSEMENT	253	7,739	2,363	2,145	16,557	29,057	0.11%

BUFFALO AND ERIE COUNTY PUBLIC LIBRARY

2013 System-Wide Budget (County Financial System Plus Contracting Library Direct Revenue + Expense)

Account Description	System Admin	Library System & Outreach Services	Central Library Public Services	Buffalo Branches	Suburban Contract Member Libraries	TOTAL Budget	% of Grand Total
OUT OF AREA TRAVEL EXPENSES	5,310	6,322	2,393	975	0	15,000	0.06%
TRAINING AND EDUCATION							
Central Library Association Dues	100	0	0	0	0	100	0.00%
Unicorn Users Group International Dues	0	100	0	0	0	100	0.00%
Greater Buffalo Partnership	1,600	0	0	0	0	1,600	0.01%
NYS Asbestos Handling	0	0	713	37	0	750	0.00%
NYSALB	0	0	0	0	0	0	0.00%
PULISDO	200	0	0	0	0	200	0.00%
WNYLRC	8,840	0	0	0	0	8,840	0.03%
Asbestos	0	0	2,849	151	0	3,000	0.01%
Computer	0	3,000	0	0	0	3,000	0.01%
Other (OSHA, Pest Control, etc)	0	0	4,750	250	0	5,000	0.02%
Personnel (Personnel Office)	0	5,000	0	0	0	5,000	0.02%
Specialized Training (Palmer School)	0	5,388	3,548	1,535	12,629	23,100	0.09%
TRAINING AND EDUCATION	10,740	13,488	11,860	1,973	12,629	50,690	0.19%
MEMBERSHIPS & DUES - CONTRACT LIBRARIES	0	0	0	0	1,585	1,585	0.01%
TRAINING AND EDUCATION	10,740	13,488	11,860	1,973	14,214	52,275	0.20%
WATER-SEWER & TELECOM UTILITY CHARGES							
Water							
Water - City & Central							
Central	942	8,282	5,748	82	0	15,054	0.06%
Crane	0	0	0	1,469	0	1,469	0.01%
Dudley	0	0	0	1,303	0	1,303	0.01%
East Clinton	0	0	0	1,244	0	1,244	0.00%
East Delavan	0	0	0	1,466	0	1,466	0.01%
Merriweather	0	0	0	1,415	0	1,415	0.01%
Niagara	0	0	0	1,426	0	1,426	0.01%
North Park	0	0	0	0	0	0	0.00%
Riverside	0	0	0	787	0	787	0.00%
Water - City & Central	942	8,282	5,748	9,192	0	24,164	0.09%
Water - Contract Libraries							
Akron (Newstead)	0	0	0	0	255	255	0.00%
Alden (Ewell Free)	0	0	0	0	300	300	0.00%
Amherst	0	0	0	0	2,850	2,850	0.01%
Angola	0	0	0	0	190	190	0.00%
Aurora	0	0	0	0	269	269	0.00%
Boston	0	0	0	0	105	105	0.00%
Cheektowaga	0	0	0	0	1,260	1,260	0.00%
Clarence	0	0	0	0	0	0	0.00%
Collins	0	0	0	0	125	125	0.00%
Concord	0	0	0	0	535	535	0.00%

BUFFALO AND ERIE COUNTY PUBLIC LIBRARY

2013 System-Wide Budget (County Financial System Plus Contracting Library Direct Revenue + Expense)

Account Description	System Admin	Library System & Outreach Services	Central Library Public Services	Buffalo Branches	Suburban Contract Member Libraries	TOTAL Budget	% of Grand Total
Eden	0	0	0	0	220	220	0.00%
Elma	0	0	0	0	115	115	0.00%
Grand Island	0	0	0	0	130	130	0.00%
Hamburg	0	0	0	0	522	522	0.00%
Lackawanna	0	0	0	0	225	225	0.00%
Lancaster	0	0	0	0	375	375	0.00%
Marilla	0	0	0	0	350	350	0.00%
North Collins	0	0	0	0	200	200	0.00%
Orchard Park	0	0	0	0	445	445	0.00%
City of Tonawanda	0	0	0	0	550	550	0.00%
Town of Tonawanda	0	0	0	0	299	299	0.00%
West Seneca	0	0	0	0	0	0	0.00%
Water - Contract Libraries	0	0	0	0	9,320	9,320	0.04%
Water	942	8,282	5,748	9,192	9,320	33,484	0.13%
Sewer							
Sewer - City & Central							
Central	254	2,229	1,549	21	0	4,053	0.02%
Crane	0	0	0	884	0	884	0.00%
Dudley	0	0	0	879	0	879	0.00%
East Clinton	0	0	0	879	0	879	0.00%
East Delavan	0	0	0	879	0	879	0.00%
Merriweather	0	0	0	879	0	879	0.00%
Niagara	0	0	0	879	0	879	0.00%
North Park	0	0	0	0	0	0	0.00%
Riverside	0	0	0	879	0	879	0.00%
Sewer - City & Central	254	2,229	1,549	6,179	0	10,211	0.04%
Sewer - Contract Libraries							
Aurora	0	0	0	0	670	670	0.00%
Boston	0	0	0	0	370	370	0.00%
Clarence	0	0	0	0	0	0	0.00%
Grand Island	0	0	0	0	250	250	0.00%
North Collins	0	0	0	0	736	736	0.00%
Sewer - Contract Libraries	0	0	0	0	2,026	2,026	0.01%
Sewer	254	2,229	1,549	6,179	2,026	12,237	0.05%

BUFFALO AND ERIE COUNTY PUBLIC LIBRARY

2013 System-Wide Budget (County Financial System Plus Contracting Library Direct Revenue + Expense)

Account Description	System Admin	Library System & Outreach Services	Central Library Public Services	Buffalo Branches	Suburban Contract Member Libraries	TOTAL Budget	% of Grand Total
Telephone & Internet Service							
Telephone & Internet Service							
Cell Phones	73	340	73	0	0	486	0.00%
Data Lines (WAN) - Time Warner	188	2,778	1,595	62,217	136,296	203,074	0.78%
Internet Service - Fibertech	75	865	1,895	3,536	8,455	14,826	0.06%
Local Phone Service	0	392	0	1,823	8,083	10,298	0.04%
Telephone & Internet Service	336	4,375	3,563	67,576	152,834	228,684	0.88%
Telephone Charges - Contract Libraries	0	0	0	0	2,693	2,693	0.01%
Telephone & Internet Service	336	4,375	3,563	67,576	155,527	231,377	0.89%
WATER-SEWER & TELECOM UTILITY CHARGES	1,532	14,886	10,860	82,947	166,873	277,098	1.06%
PROFESSIONAL SERVICE CONTRACT & FEES							
Consulting Services	50,000	55,000	0	0	0	105,000	0.40%
Bookbinding	0	15,000	0	0	0	15,000	0.06%
Glass Replacement (Central, Branches)	105	898	664	333	0	2,000	0.01%
Locks & Keys	26	223	168	83	0	500	0.00%
Buffalo News (ads for RFPs, other notices)	0	1,000	0	0	0	1,000	0.00%
Professional Journals	900	0	0	0	0	900	0.00%
Movie Public Performance Licensing Agreement	0	0	178	1,424	4,998	6,600	0.03%
Overdrive downloadable materials service	0	0	324	2,592	9,084	12,000	0.05%
SIRSI Library Automation Software Maintenance	157	7,222	18,141	35,495	81,882	142,897	0.55%
SIRSI API Software Support	8	350	883	1,727	3,983	6,951	0.03%
SIRSI Director's Station Maintenance	4	200	507	992	2,293	3,996	0.02%
e-Library Interface	0	0	270	2,160	7,570	10,000	0.04%
RFID Equipment Maintenance	0	19,406	9,062	22,146	41,009	91,623	0.35%
Collections Agency Fees	0	0	10,998	3,596	20,406	35,000	0.13%
Physicians Fees (Asbestos)	0	0	950	50	0	1,000	0.00%
Prism EAP Services	233	3,427	1,975	963	3,402	10,000	0.04%
Online Catalog (OCLC)	0	4,116	9,654	6,294	39,936	60,000	0.23%
Vitec Solutions - Computer Support	887	10,181	22,288	41,585	95,697	170,638	0.66%
Utility Performance Analysis	1,658	14,568	10,116	144	0	26,486	0.10%
Orchard Park Utility Perf Contract	0	0	0	0	27,478	27,478	0.11%
Legal Fees	5,937	52,136	36,235	19,321	67,371	181,000	0.70%
Yearly Elevator, Escalator Inspections	157	1,373	956	14	0	2,500	0.01%
Asbestos Analysis	0	0	950	50	0	1,000	0.00%
Asbestos Certification	0	0	665	35	0	700	0.00%
Verisign SSL Certification	0	2,500	0	0	0	2,500	0.01%
Cabling Installation	0	2,000	0	0	0	2,000	0.01%
Barcode Labels	0	344	795	526	3,335	5,000	0.02%
Printed Labels - (video, reference, etc.)	0	27	89	52	332	500	0.00%
Printed Reports (Community Relations)	0	35,000	0	0	0	35,000	0.13%
Stationery (Printed)	26	233	160	85	296	800	0.00%
Security Services	0	0	55,620	0	0	55,620	0.21%
PROFESSIONAL SERVICE CONTRACT & FEES	60,098	225,204	181,648	139,667	409,072	1,015,689	3.90%

BUFFALO AND ERIE COUNTY PUBLIC LIBRARY

2013 System-Wide Budget (County Financial System Plus Contracting Library Direct Revenue + Expense)

Account Description	System Admin	Library System & Outreach Services	Central Library Public Services	Buffalo Branches	Suburban Contract Member Libraries	TOTAL Budget	% of Grand Total
AUDITING & ACCOUNTING FEES - Contract Libs.	0	0	0	0	200	200	0.00%
PROFESSIONAL SERVICE CONTRACT & FEES	60,098	225,204	181,648	139,667	409,272	1,015,889	3.90%
MAINTENANCE CONTRACTS							
Book Lifts (7)	438	3,850	2,674	38	0	7,000	0.03%
Elevators (3)	788	6,920	4,804	68	0	12,580	0.05%
Escalators (6)	1,565	13,752	9,547	136	0	25,000	0.10%
Rug Service	113	990	687	10	0	1,800	0.01%
Rug Service (City Branches)	0	0	0	1,400	0	1,400	0.01%
Maintenance Service (Dumpster/Janitorial)	282	2,477	1,717	24	0	4,500	0.02%
Book Scanner PS-7000 (1)	0	0	700	0	0	700	0.00%
Canon Reader-Printers (2)	0	0	700	0	0	700	0.00%
Microfilm Scanner	0	0	850	0	0	850	0.00%
Central & Branch Copiers	0	0	3,046	954	0	4,000	0.02%
Cisco Equip (off warranty)	164	1,430	1,003	536	1,867	5,000	0.02%
Facsimile Machine	0	250	0	0	0	250	0.00%
Minolta RP605Z (5)	0	0	3,000	0	0	3,000	0.01%
Pitney-Bowes Mailing Machine (1)	0	750	0	0	0	750	0.00%
Print Shop Copier large capacity	0	4,000	0	0	0	4,000	0.02%
Typewriters - Electric	0	250	0	0	0	250	0.00%
E-Branch Flat-Bed Scanner-Annual Maintenance	0	800	0	0	0	800	0.00%
Carrier Chiller (Off Warranty)	720	7,502	3,849	29	0	12,100	0.05%
Fire Alarms & Clock Systems	529	5,507	2,828	2,136	0	11,000	0.04%
Emergency Generator Maintenance	95	992	509	4	0	1,600	0.01%
Walkie-Talkie	0	100	400	0	0	500	0.00%
MAINTENANCE CONTRACTS	4,694	49,570	36,314	5,335	1,867	97,780	0.38%
REPAIRS & MAINTENANCE CONTRACTS - Contr Libs.							
Other Supplies & Materials - Contracts	0	0	0	0	17,209	17,209	0.07%
Equipment Contracts	0	0	0	0	8,280	8,280	0.03%
REPAIRS & MAINTENANCE CONTRACTS - Contr Libs.	0	0	0	0	25,489	25,489	0.10%
TOTAL MAINTENANCE CONTRACTS	4,694	49,570	36,314	5,335	27,356	123,269	0.47%
OTHER EXPENSES							
Display Materials (Community Relations)	0	10,000	0	0	0	10,000	0.04%
Book Care Supplies	0	19,500	0	0	0	19,500	0.07%
12 Capacity Disk Binders	0	721	1,690	1,101	6,988	10,500	0.04%
Rare Book Room - Archival Storage Supplies	0	0	3,000	0	0	3,000	0.01%
Media Bags	0	55	128	85	532	800	0.00%
Canvas Library Bags	0	290	843	953	5,914	8,000	0.03%
Plastic Library Cards	0	1,459	1,374	2,379	14,788	20,000	0.08%
Video Vinyl Display Holders	0	25	111	63	401	600	0.00%
DVD Repair Supplies	0	128	556	316	2,000	3,000	0.01%
Promotional Materials (Community Relations)	0	7,000	0	0	0	7,000	0.03%
Summer Read. Prog./button/stickers	0	750	750	0	0	1,500	0.01%

BUFFALO AND ERIE COUNTY PUBLIC LIBRARY

2013 System-Wide Budget (County Financial System Plus Contracting Library Direct Revenue + Expense)

Account Description	System Admin	Library System & Outreach Services	Central Library Public Services	Buffalo Branches	Suburban Contract Member Libraries	TOTAL Budget	% of Grand Total
Misc Programs	0	10,500	13,000	4,000	14,000	41,500	0.16%
Photography (Community Relations)	0	1,000	0	0	0	1,000	0.00%
Freight & UPS	0	5,000	0	0	0	5,000	0.02%
Marilla NYS Disability Insurance	0	0	0	0	400	400	0.00%
Alden NYS Disability Insurance	0	0	0	0	250	250	0.00%
Boston NYS Disability Insurance	0	0	0	0	600	600	0.00%
Postal Meter	0	46,000	0	0	0	46,000	0.18%
Postal Permit	0	300	0	0	0	300	0.00%
OTHER EXPENSES	0	102,728	21,452	8,897	45,873	178,950	0.69%
OTHER EXPENSES - Contract Libraries							
Postage	0	0	0	0	6,228	6,228	0.02%
Printing, Microfilming, Copy	0	0	0	0	1,897	1,897	0.01%
Graphic, Photo & Display	0	0	0	0	436	436	0.00%
Refuse Pickup	0	0	0	0	3,302	3,302	0.01%
Bank Services	0	0	0	0	2,430	2,430	0.01%
Janitorial Services	0	0	0	0	9,506	9,506	0.04%
OTHER EXPENSES - Contract Libraries	0	0	0	0	23,799	23,799	0.09%
TOTAL OTHER EXPENSES	0	102,728	21,452	8,897	69,672	202,749	0.78%
RENTAL CHARGES							
Pitney-Bowes Postage Meter	0	769	0	0	0	769	0.00%
Telepaggers	0	154	236	10	0	400	0.00%
Xerox Copiers (Copy Center & ACQ)	200	1,760	1,223	17	0	3,200	0.01%
RENTAL CHARGES	200	2,683	1,459	27	0	4,369	0.02%
RENTAL CHARGES - Contract Libraries							
Equipment	0	0	0	0	2,550	2,550	0.01%
Other	0	0	0	0	1,125	1,125	0.00%
RENTAL CHARGES - Contract Libraries	0	0	0	0	3,675	3,675	0.01%
RENTAL CHARGES	200	2,683	1,459	27	3,675	8,044	0.03%
INSURANCE PREMIUMS/AUDIT/ACCT/BANK FEES							
Audit, Accounting, and Insurance Fees	2,615	22,446	16,617	8,322	0	50,000	0.19%
INSURANCE PREMIUMS/AUDIT/ACCT/BANK FEES	2,615	22,446	16,617	8,322	0	50,000	0.19%
INSURANCE CHARGES - CONTRACT LIBRARIES							
Fire (Building Only)	0	0	0	0	7,282	7,282	0.03%
Fidelity (Treasurer's Bond)	0	0	0	0	2,069	2,069	0.01%
Auto Liability/Boiler	0	0	0	0	999	999	0.00%
INSURANCE CHARGES - CONTRACT LIBRARIES	0	0	0	0	10,350	10,350	0.04%
INSURANCE PREMIUMS/AUDIT/ACCT/BANK FEES	2,615	22,446	16,617	8,322	10,350	60,350	0.23%
BUILDING IMPROVEMENTS	0	0	0	0	0	0	0.00%
LAB & TECHNICAL EQUIPMENT							

BUFFALO AND ERIE COUNTY PUBLIC LIBRARY

2013 System-Wide Budget (County Financial System Plus Contracting Library Direct Revenue + Expense)

Account Description	System Admin	Library System & Outreach Services	Central Library Public Services	Buffalo Branches	Suburban Contract Member Libraries	TOTAL Budget	% of Grand Total
Software Upgrades	104	1,194	2,612	4,874	11,216	20,000	0.08%
Envisionware	0	0	3,086	2,299	7,183	12,568	0.05%
E-vanced Solutions Online Reservation System	0	0	195	1,560	5,445	7,200	0.03%
Minor Equipment	0	5,500	0	0	0	5,500	0.02%
Microcomputers	241	2,501	1,287	971	0	5,000	0.02%
LAB & TECHNICAL EQUIPMENT	345	9,195	7,180	9,704	23,844	50,268	0.19%
FURNITURE, FIXTURES & OFFICE EQUIPMENT	0	0	0	0	0	0	0.00%
BUILDINGS & GROUNDS EQUIPMENT	0	0	0	0	0	0	0.00%
LIBRARY BOOKS & MEDIA							
Serials (Magazines, Newspapers, Journals, Etc.)	0	117,995	104,058	14,181	109,674	345,908	1.33%
On-line Databases (News, Medical, Literary, Reference, etc)	0	11,962	69,763	61,557	386,018	529,300	2.03%
Books & Media (Including Best Sellers, Popular Titles, etc.)	0	149,740	351,211	228,975	1,452,866	2,182,792	8.39%
LIBRARY BOOKS & MEDIA	0	279,697	525,032	304,713	1,948,558	3,058,000	11.75%
INTERFUND UTILITY EXPENDITURES							
Fuel Oil (Central)	313	2,748	1,912	27	0	5,000	0.02%
Natural Gas							
Central	2,607	22,908	15,908	226	0	41,649	0.16%
Crane	0	0	0	3,421	0	3,421	0.01%
Dudley	0	0	0	1,960	0	1,960	0.01%
East Clinton	0	0	0	1,783	0	1,783	0.01%
East Delavan	0	0	0	3,153	0	3,153	0.01%
Merriweather	0	0	0	5,712	0	5,712	0.02%
Niagara	0	0	0	3,386	0	3,386	0.01%
North Park	0	0	0	1,743	0	1,743	0.01%
Riverside	0	0	0	2,774	0	2,774	0.01%
Akron (Denio)	0	0	0	0	1,930	1,930	0.01%
Alden (Ewell)	0	0	0	0	3,051	3,051	0.01%
Amherst	0	0	0	0	19,867	19,867	0.08%
Angola	0	0	0	0	1,343	1,343	0.01%
Aurora	0	0	0	0	4,050	4,050	0.02%
Boston	0	0	0	0	720	720	0.00%
Cheektowaga	0	0	0	0	12,774	12,774	0.05%
Clarence	0	0	0	0	5,599	5,599	0.02%
Collins	0	0	0	0	813	813	0.00%
Concord	0	0	0	0	3,241	3,241	0.01%
Eden	0	0	0	0	1,692	1,692	0.01%
Elma	0	0	0	0	2,531	2,531	0.01%
Grand Island	0	0	0	0	4,186	4,186	0.02%
Hamburg	0	0	0	0	8,970	8,970	0.03%
Lackawanna	0	0	0	0	5,198	5,198	0.02%
Lancaster	0	0	0	0	2,502	2,502	0.01%
Marilla	0	0	0	0	1,523	1,523	0.01%
North Collins	0	0	0	0	2,109	2,109	0.01%

BUFFALO AND ERIE COUNTY PUBLIC LIBRARY

2013 System-Wide Budget (County Financial System Plus Contracting Library Direct Revenue + Expense)

Account Description	System Admin	Library System & Outreach Services	Central Library Public Services	Buffalo Branches	Suburban Contract Member Libraries	TOTAL Budget	% of Grand Total
Orchard Park	0	0	0	0	7,252	7,252	0.03%
Tonawanda-City	0	0	0	0	4,909	4,909	0.02%
Tonawanda-Town	0	0	0	0	9,013	9,013	0.03%
West Seneca	0	0	0	0	2,113	2,113	0.01%
Natural Gas	2,607	22,908	15,908	24,158	105,386	170,967	0.66%
Electricity							
Central	19,037	167,268	116,149	1,653	0	304,107	1.17%
Crane	0	0	0	9,125	0	9,125	0.04%
Dudley	0	0	0	7,111	0	7,111	0.03%
East Clinton	0	0	0	5,569	0	5,569	0.02%
East Delavan	0	0	0	11,391	0	11,391	0.04%
Merriweather	0	0	0	27,882	0	27,882	0.11%
Niagara	0	0	0	8,491	0	8,491	0.03%
North Park	0	0	0	6,839	0	6,839	0.03%
Riverside	0	0	0	7,324	0	7,324	0.03%
Central (Street Lights)	54	475	331	5	0	865	0.00%
Alden (Ewell)	0	0	0	0	2,397	2,397	0.01%
Amherst	0	0	0	0	62,913	62,913	0.24%
Angola	0	0	0	0	3,718	3,718	0.01%
Aurora	0	0	0	0	8,286	8,286	0.03%
Boston	0	0	0	0	1,668	1,668	0.01%
Cheektowaga	0	0	0	0	45,663	45,663	0.18%
Clarence	0	0	0	0	27,640	27,640	0.11%
Collins	0	0	0	0	9,266	9,266	0.04%
Eden	0	0	0	0	5,991	5,991	0.02%
Elma	0	0	0	0	5,134	5,134	0.02%
Grand Island	0	0	0	0	14,747	14,747	0.06%
Hamburg	0	0	0	0	19,606	19,606	0.08%
Lackawanna	0	0	0	0	7,999	7,999	0.03%
Lancaster	0	0	0	0	20,237	20,237	0.08%
Marilla	0	0	0	0	1,579	1,579	0.01%
North Collins	0	0	0	0	5,623	5,623	0.02%
Orchard Park	0	0	0	0	9,683	9,683	0.04%
Tonawanda-City	0	0	0	0	10,918	10,918	0.04%
Tonawanda-Town	0	0	0	0	29,780	29,780	0.11%
Electricity	19,091	167,743	116,480	85,390	292,848	681,552	2.62%
Electricity paid directly by Contract Libraries							
Newstead - Akron (Akron Municipal Electric)	0	0	0	0	5,800	5,800	0.02%
Concord (Springville Municipal Electric)	0	0	0	0	800	800	0.00%
West Seneca (shared service with town)	0	0	0	0	7,800	7,800	0.03%
Electricity paid directly by Contract Libraries	0	0	0	0	14,400	14,400	0.06%
Electricity	19,091	167,743	116,480	85,390	307,248	695,952	2.67%
INTERFUND UTILITY EXPENDITURES	22,011	193,399	134,300	109,575	412,634	871,919	3.35%

BUFFALO AND ERIE COUNTY PUBLIC LIBRARY

2013 System-Wide Budget (County Financial System Plus Contracting Library Direct Revenue + Expense)

Account Description	System Admin	Library System & Outreach Services	Central Library Public Services	Buffalo Branches	Suburban Contract Member Libraries	TOTAL Budget	% of Grand Total
ID LIBRARY SERVICES							
Interfund Transfer: E C Holding Center	0	(117,229)	0	0	0	(117,229)	-0.45%
Interfund Transfer: Correctional Facility	0	(174,119)	0	0	0	(174,119)	-0.67%
Interfund Transfer: Court Storage	(538)	(4,729)	(3,285)	(46)	0	(8,598)	-0.03%
ID LIBRARY SERVICES	(538)	(296,077)	(3,285)	(46)	0	(299,946)	-1.15%
INTERFUND EXPENDITURES - Purchase Services	1,200	10,537	7,325	3,907	13,623	36,592	0.14%
INTERFUND EXPENDITURES - Fleet Services/Fuel	0	32,288	7,668	404	0	40,360	0.16%
INTERFUND EXPENDITURES NON-SUBSIDY (DISS)							
Telecommunications	3,863	57,078	32,766	501	0	94,208	0.36%
Payroll Distribution (Formerly Data Processing)	423	6,225	3,585	1,748	6,176	18,157	0.07%
SAP Support Costs	2,995	26,305	18,281	9,748	33,987	91,316	0.35%
Mail (ID Cards)	57	845	485	7	0	1,394	0.01%
Print & Copy	0	4,276	1,056	0	0	5,332	0.02%
E-mail (Formerly Operations)	14	211	121	2	0	348	0.00%
Messenger Service	79	693	481	7	0	1,260	0.00%
Records Storage	79	693	481	7	0	1,260	0.00%
Infrastructure	43	378	264	4	0	689	0.00%
INTERFUND EXPENDITURES NON-SUBSIDY (DISS)	7,553	96,704	57,520	12,024	40,163	213,964	0.82%
Interfund Transfer - Contract Libraries						0	0.00%
SYSTEM OPERATING GRAND TOTALS	775,596	6,757,486	5,109,269	2,790,777	10,588,815	26,021,943	100.00%

BUFFALO AND ERIE COUNTY PUBLIC LIBRARY

2013 System-Wide Budget (County Financial System Plus Contracting Library Direct Revenue + Expense)

Account Description	System Admin	Library System & Outreach Services	Central Library Public Services	Buffalo Branches	Suburban Contract Member Libraries	TOTAL Budget	% of Grand Total
Operating Revenue							
Library Real Property Tax	583,495	4,799,256	4,813,533	2,528,029	9,448,144	22,172,457	85.21%
Interfund Subsidy - County	0	0	0	0	0	0	0.00%
Use of Fund Balance - Unrestricted	21,181	184,541	139,531	76,213	289,173	710,639	2.73%
State Aid - Fr Lib Incl Incentive Aid	170,920	1,489,163	0	0	0	1,660,083	6.38%
State Aid - To Member Libraries *	0	0	0	81,330	161,809	243,139	0.93%
Library Charges-Fines	0	126,733	103,704	72,782	444,342	747,561	2.87%
Rent Real Property - Auditorium	0	16,000	0	0	0	16,000	0.06%
Commissions - Telephone Booths / Food Services	0	12,778	9,662	0	0	22,440	0.09%
Other Dept Income - Copies	0	0	17,072	4,968	11,626	33,666	0.13%
Refund of Prior Year Expenses	0	10,000	0	0	0	10,000	0.04%
Interest & Earnings Regular	0	15,000	0	0	142	15,142	0.06%
Other Contribution - Fundraising	0	100,000	0	0	0	100,000	0.38%
NSF Check Fees	0	15	0	0	0	15	0.00%
Minor Sale - Other	0	0	5,230	4,993	0	10,223	0.04%
Minor Sale - Book Bags	0	0	2,000	0	0	2,000	0.01%
Minor Sale - Printing	0	0	18,537	22,462	54,495	95,494	0.37%
Misc Department Income	0	4,000	0	0	0	4,000	0.02%
Municipal Support	0	0	0	0	24,093	24,093	0.09%
Use of Fund Balance	0	0	0	0	118,495	118,495	0.46%
Other Income	0	0	0	0	36,496	36,496	0.14%
	775,596	6,757,486	5,109,269	2,790,777	10,588,815	26,021,943	100.00%
Percent Share of Property Tax Levy	2.63%	21.65%	21.71%	11.40%	42.61%	100.0%	
Percent Share of Total Revenue	2.98%	25.97%	19.63%	10.72%	40.69%	100.0%	