

BOARD OF TRUSTEES
BUFFALO AND ERIE COUNTY PUBLIC LIBRARY
DATE: December 15, 2005

AGENDA ITEM NUMBER: E.2.b.

RESOLUTION: 2005-59
Year 2006 Budget

BACKGROUND:

THE MOST DIFFICULT YEAR IN THE LIBRARY'S HISTORY - a timeline

Late in 2004, the proposed "Red Budget" threatened to curtail virtually all operations of the Buffalo and Erie County Public Library in 2005. A revised County budget, with a property tax levy of \$21.7 million for Library purposes (a \$2.5 million cut), plus a County Capital Budget allocation of \$5 million for Library Materials, for a total of \$26.7 million in County funding for the B&ECPL was adopted in December 2004, saving the Library System from disaster. Nevertheless, the reduction in County support combined with increased medical and retirement costs resulted in personnel and service cuts throughout the B&ECPL.

Early in 2005, the County Executive provided indications that the County's financial situation would result in further reductions in funding support for the Library in 2006. This included a March 15, 2005 correspondence in which he stated: *Let me reiterate that Erie County is not going to be able to continue with the same level of funding for 2006 that was available in this current year's budget...* and queried the Library Director on the status of any effort *made by you or the trustees toward reducing the number of library branches for 2006.*

Recognizing the magnitude of pending funding reductions, the Board's Planning Committee charged staff to conduct an inventory of every public library location in Erie County to determine which had the greatest capacity to deliver the most (in services and resources) to the largest number of people. Using the results of this comprehensive appraisal, the Planning Committee began the process of identifying which libraries might remain open and which would not.

In a letter dated July 6, 2005, County Executive Giambra requested the Library, within 30 days, submit a draft . . . *balanced fiscal plan that includes:*

- *Holding the library property tax levy constant at the 2005 level for FY ' 06.*
- *A program for addressing the issues raised in the Cohen report (and subsequent documents) regarding branches, specialization and services.*
- *A purposeful listing of funding needed to re-engineer the Buffalo and Erie County Library System over the 3 subsequent years of the fiscal plan. The ECFSA legislation allows for up to \$10 million per year for re-engineering initiatives. I would support some portion of that funding being designated for library re-engineering.*

On August 4th, the Library Board adopted Resolution 2005-34 approving its Four-Year Plan and the requested analysis:

*The Buffalo & Erie County Public Library
1998 to 2008: The Final Four Years of a Ten-Year Journey
Revisiting the "Cohen Study" — Redefining B&ECPL's Future*

This plan was delivered within both the time and appropriation limits as approved in Resolution 2005-34.

On August 2nd, the Library received budget instructions for preparing a formal 2006 budget request conforming to the County Executive's guidelines. At an August 23rd meeting with County budget staff, these guidelines were again confirmed and a budget request due date of September 2nd was assigned.

Throughout the summer, the Board's Planning Committee continued to work, weighing 19 individual factors for each library facility. In addition to building size, condition and surrounding population density, the assessment considered geographic isolation, various activity levels, economic circumstances of each service area and several other reliable measures. After multiple meetings, including the receipt of passionate oral and written public comment, the Planning Committee forwarded a recommendation to the full Board of Trustees to fund 36 libraries in 2006. On September 1st, after additional public testimony and consideration, the full Board adopted Resolution 2005-36 approving a plan to fund 36 of the System's 52 libraries, based upon anticipated County support expected to be \$7 million less than the \$28.7 million provided in Library Tax and Library Materials funding in 2004.

Consistent with Resolution 2005-36, the Board of Trustees approved Resolution 2005-40, the Library's 2006 Budget Request, also on September 1st. The Library's budget request, modified slightly by Resolution 2005-43 approved by the Board on September 15th, was accepted without change in the County Executive's 2006 Proposed Budget.

On November 15th, the Erie County Legislature adopted a 2006 County Budget which also made no changes to the request. County support for the library in the 2006 adopted budget consists of only the \$21.7 million in property tax for library purposes. No capital funds for library materials were included. Again, ***this amount is \$7 million and 24.5% less in operating and library materials support than the Library received in 2004 and reduces County funding to levels provided ten years ago.*** Further, while the Legislature has adopted a budget, it has not yet adopted the 2006 County Property Tax Levy.

This fall, the impact of anticipated reduced County support was accelerated into 2005 when Erie County failed to provide the \$5 million capital appropriation for the purchase of new library materials contained in the County's 2005 adopted capital budget. This compounded the Library's fiscal dilemma, forcing additional cuts in fourth quarter revenue for every part of the System in order to fund the purchase of a minimal amount of new library materials for public use in the last half of 2005. These cuts have forced the closing of 15 libraries in 2005.

With 2006 County funding support at \$21.7 million, only 36 of the present 52 public service outlets are funded, and those locations must operate on compressed schedules, with reduced and/or reconfigured staffing.

THE 2006 BUDGET: AN OVERVIEW AND SUMMARY OF SERVICE IMPACTS

This resolution and attached budget schedules produce a 2006 budget request generally consistent with the four-year plan and within the limited County support included in the 2006 Adopted Erie County Budget. Unfortunately, lost funding of this magnitude cannot be addressed without painful adjustments to library operations throughout the County. These difficult actions will result in loss of funding for 16 libraries and reduced hours of service and staffing throughout the rest of the System. Staff at the remaining libraries will do their utmost to provide the best service possible given the very limited funding.

This limit, combined with the loss of County Capital funding for library materials, pushes Erie County's 2006 support for B&ECPL's operating and materials budget BELOW the level provided in 1996/1997.

2006 Budget a Work in Progress

No matter how anyone approaches it, \$21.7 million is not enough to deliver even a facsimile of the service the Library delivers today, far below the record-breaking service B&ECPL delivered in 2004. Every library that remains must do much more with far less next year. For 11 libraries, the base amount provided by the B&ECPL under these difficult circumstances is not sufficient to meet state minimum open hour standards.

These and many other libraries are in the process of fundraising and securing varying levels of commitment to supplement their budgets. In addition to encouraging their efforts, modifications to the annual contracts with suburban libraries are being developed to provide the flexibility needed to accommodate the results of their efforts while ensuring System incurred costs resulting from the supplemental funded services are also addressed.

Further, with any restructuring and downsizing of this scale and magnitude, the need to make adjustments to address unanticipated bargaining unit and civil service issues have and undoubtedly will continue to arise as implementation moves forward. Resolution 2005-59 recognizes that the Director will need to implement these types of adjustments within the overall confines of the total personnel services budget. Additionally, the B&ECPL will continue the practice of reviewing each full-time position as vacancies occur to determine if restructuring opportunities that can maintain or improve service at lower cost can be implemented and where merited, implement said changes.

Finally, the Library's 2006 budget request includes a request for a \$2.5 million Erie County Fiscal Stability Authority Incentive Grant to pursue opportunities to assist in developing adequate facilities from which to offer the consolidated library services resulting from the County's fiscal shortfalls. Erie County's request for these funds did not specifically address the Library, but the County's request does include a \$3 - \$5 million (depending on the year) request for a "Productivity Bank," allowing departments to propose projects to make one-time investments that result in reduced expenditures on a long-term basis. This opportunity will continue to be pursued.

2006 Budget Charts, Graphs, Schedules and Resolution

To help understand the significant changes contained in the 2006 budget the following pages contain a series of charts, graphs and schedules exploring these changes and their resulting service impacts. These are then followed by Resolution 2005-59, Adoption of the 2006 Budget, and the associated operating and grant budget schedules.

ACTION REQUIRED:

Motion to approve Resolution 2005-59.



BUFFALO & ERIE COUNTY PUBLIC LIBRARY
2006 BUDGET
DESCRIPTION OF REVENUE, EXPENDITURES AND
SERVICE IMPACTS

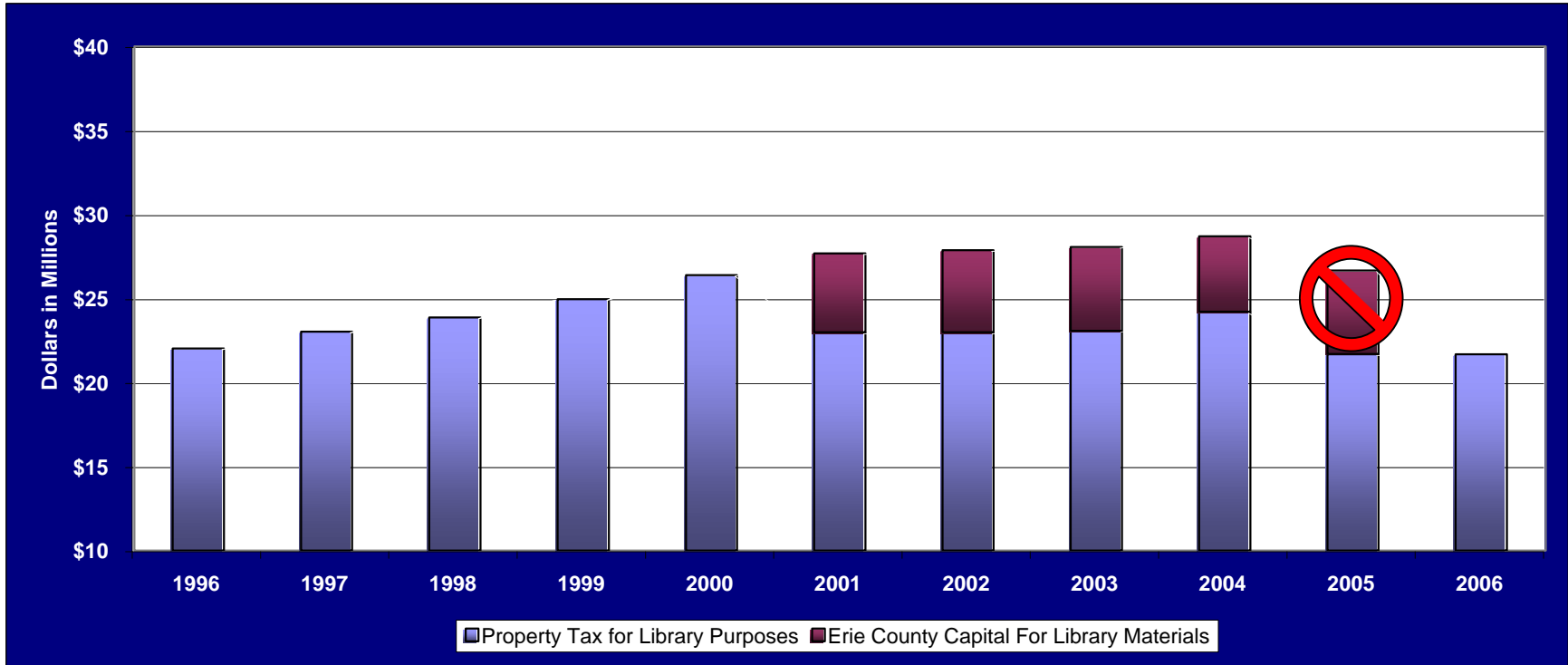
Resolution 2005-59

December 15, 2005

B&ECPL OPERATING AND LIBRARY MATERIALS BUDGETS 1996-2006

This chart shows the history of funding support by source as reported in the County financial system. Note the total County Support line that shows 2006's \$21.7 million level takes library funding back to where it was one decade ago. Meanwhile, the consumer price index increased 30% over that same period. Had library support simply followed consumer prices, the funding support would total \$28.2 million. This clearly lays to rest the mistaken impression held by some that significant cuts have not been made.

B&ECPL OPERATING AND LIBRARY MATERIAL BUDGETS 1996 - 2006



	1996 Adopted	1997 Adopted	1998 Adopted	1999 Adopted	2000 Adopted	2001 Adopted	2002 Adopted	2003 Adopted	2004 Adopted	2005 Adopted	2006 Budget
Erie County Capital For Library Materials	-	-	-	-	-	4,717,516	4,906,217	5,000,000	4,500,000	5,000,000	-
Property Tax for Library Purposes	22,028,963	23,018,144	23,866,460	24,953,953	26,393,455	22,969,980	22,969,980	23,067,481	24,197,118	21,671,833	21,671,833
Total County Support	22,028,963	23,018,144	23,866,460	24,953,953	26,393,455	27,687,496	27,876,197	28,067,481	28,697,118	26,671,833	21,671,833



As of December 15, 2005, County funding for Library Materials included in Erie County's 2005 Adopted Budget has not been provided to the Library. As this allocation is within the COUNTY Capital Budget, NOT the Library Fund, the allocation is not covered by the Library Protection Act. This results in an additional \$5 million gap in 2005 on top of the \$2.5 million reduction in the Library Tax that was part of the County's Adopted 2005 Budget.

Change in County Support From 2004 to 2006: (\$7,025,285) -24.5%
Change in County Support From 2000 to 2006: (\$4,721,622) -17.9%

New York State Aid	1,980,495	1,980,495	1,980,495	2,141,072	2,141,072	2,139,572	2,099,201	2,099,201	2,099,201	2,099,228	2,138,572
Use of Fund Balance	-	413,983	710,763	785,046	419,112	400,000	445,414	550,000	550,000	930,381	550,000
Fees, Fines, Other Revenue	784,709	788,537	854,813	982,708	993,058	985,329	1,047,757	1,546,127	1,635,121	1,369,701	942,724
Total Other Revenue	2,765,204	3,183,015	3,546,071	3,908,826	3,553,242	3,524,901	3,592,372	4,195,328	4,284,322	4,399,310	3,631,296
COMBINED OPERATING AND LIBRARY MATERIALS SUPPORT	24,794,167	26,201,159	27,412,531	28,862,779	29,946,697	31,212,397	31,468,569	32,262,809	32,981,440	31,071,143	25,303,129

B&ECPL 2006 BUDGET OPERATING REVENUE AND EXPENSE CHARTS

These pie charts show operating revenue and expenditures reported in the County financial system PLUS those directly collected and expended by suburban contracting libraries. Hence the total is higher than that shown in the Erie County Budget. Contracting libraries directly collect revenue, including fine, fee, photocopy and printer recovery charges that, while not reflected in the SAP financial system, do offset costs of operation and reduce the amount of County funding needed to support the operations of each contracting library. The directly collected revenue is partially offset by retirement expense which is initially paid by the System and billed back to those contracting libraries for which the System does not also provide payroll and benefit services.

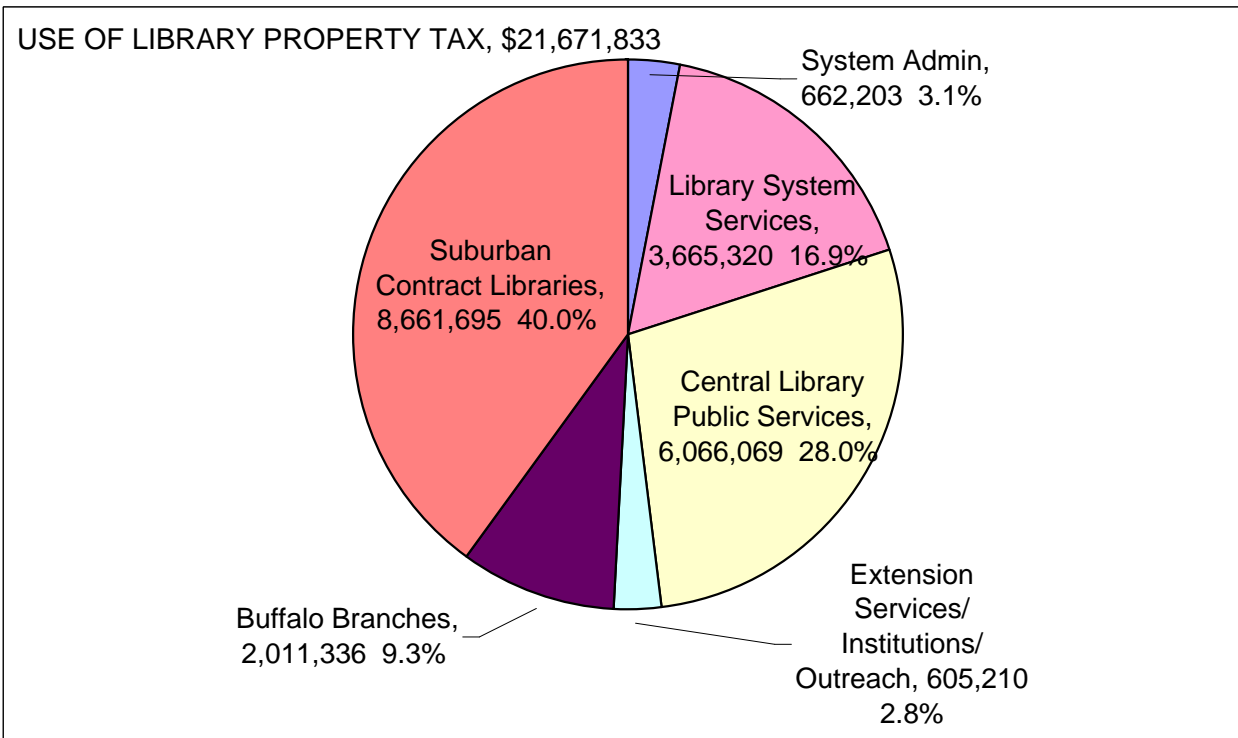
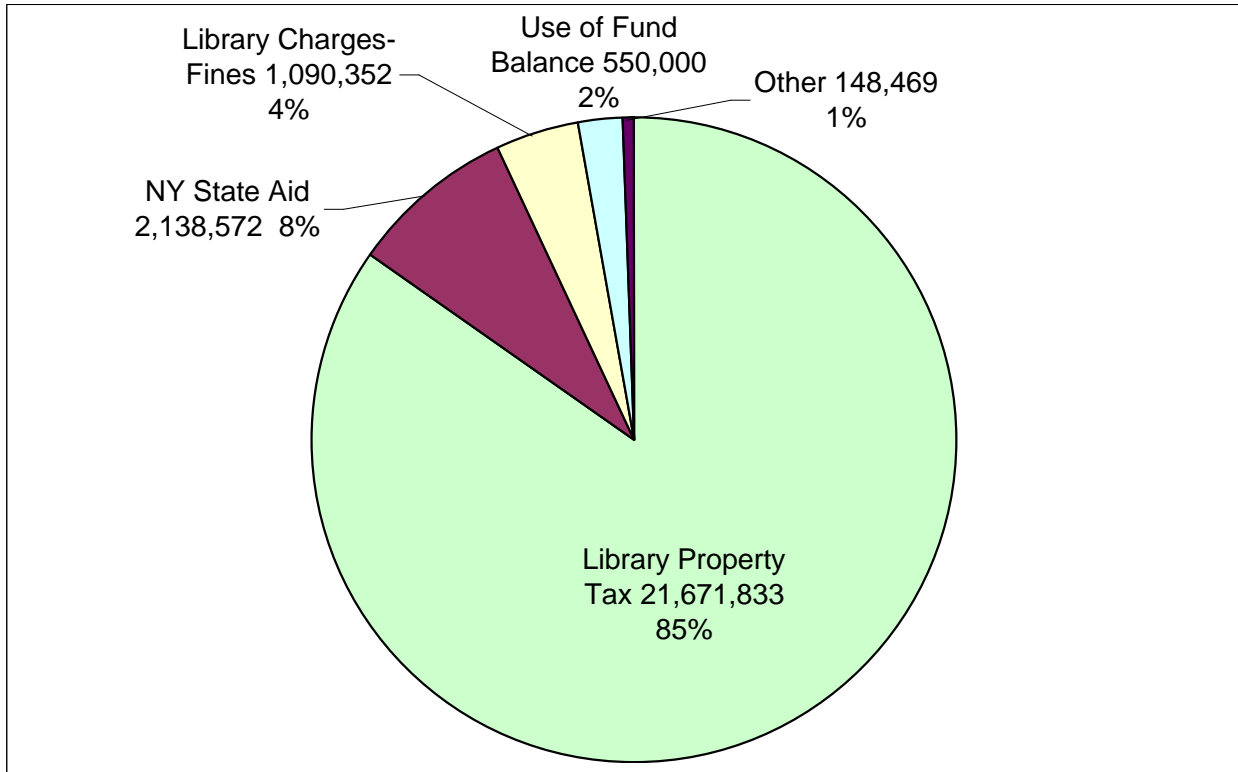
General Revenue Composition and Trends

In 2006, Erie County support, entirely from the County Property Tax for Library Purposes, totals more than 85% of B&ECPL revenue. New York State Aid in the operating budget, at 8%, has not grown appreciably in recent years. Over the past decade, this source has grown less than 8%, while consumer prices have risen 30%. Library charges and fines constitute 4% of revenue. General fine rates were raised significantly in 2003. In 2005, fees for out-of-county borrowers and for requests for library materials to be held and shipped to a patron's nearest library were added.

Use of Library Property Tax

This chart shows the distribution of the County Property Tax for Library Purposes. More than half of the proceeds support library operations at individual library facilities, institutions such as the Erie County Home and outreach services; 28% supports public services provided at the Central Library; 16.9% supports System-wide library services both to individual libraries and directly to the public through telephone/e-mail reference as well as 24/7 access to online information; and 3.1% supports System administration.

Buffalo and Erie County Public Library 2006 Budget Operating Revenue



B&ECPL 2006 TOTAL OPERATING REVENUE IN COUNTY SAP FINANCIAL SYSTEM **\$25,303,129**

Adjustment for contracting library directly collected revenue net of retirement charge-back 296,097

B&ECPL 2006 TOTAL SYSTEM NET OPERATING REVENUE	\$25,599,226
---	---------------------

B&ECPL 2006 BUDGET OPERATING REVENUE AND EXPENSE CHARTS

Use of Library Property Tax – Central Library, \$6,066,069

This chart provides further detail on the portion allocated to the Central Library by each major functional area within the Central Library.

B&ECPL relies heavily on the Central Library which, at more than 51% of the total square footage for the 36 funded libraries in the System, houses by far the largest number of requested materials shipped to libraries throughout the county. Extending two city blocks in length with more than 58 miles of shelving, the Central Library in Lafayette Square in the heart of downtown Buffalo is a regional facility serving residents and businesses from throughout the area, both in person and electronically. The auditorium and meeting rooms are utilized for events of local, regional and state-wide interest.

The Central Library's size, depth and specialization of its collection and staff, combined with the ease of on-line library material request and an efficient materials delivery system, helps significantly supplement the services and library materials that can be offered through surrounding libraries.

Excluding the Central Library, Erie County's public libraries are, on average, very small. B&ECPL's average of 8,612 square-feet is the 64th smallest of 72 reporting libraries serving US and Canadian communities with populations between 500,000 and 1,550,000 in the group. This is 22% below the median value of 11,035 square-feet. The small size limits the ability of B&ECPL's libraries, in and of themselves, to offer comprehensive service to their patrons, particularly limiting the size of book collections and other library materials available within each building. Central helps compensate for the relatively small size of most of the public library facilities in Erie County.

The County revenue contribution supporting the Central Library compares favorably with the closest comparable Central library, the Central Library in the City of Rochester, NY. In 2005, Monroe County provided \$6,620,000 for services provided by Rochester's Central Library.

Use of Library Property Tax – Library System Services, \$3,665,320

Library Systems serve individual libraries in a role similar to that performed by the Board of Cooperative Educational Services (BOCES) for school districts. At the B&ECPL those functions, housed at the Central Library, serve every library in the System. System services include managing the on-line catalog, circulation system, telephone and email reference, electronic databases, automation, acquisition, cataloging, library material processing, repair of damaged materials, program development, inter-library loan and shipment of requested books and other library materials among Erie County's public libraries.

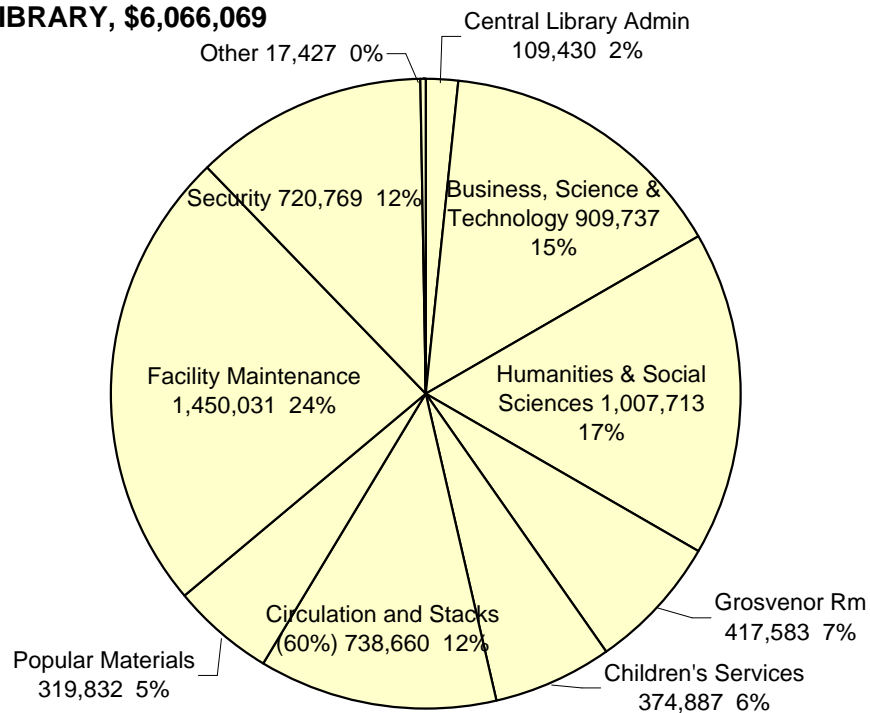
County revenue support supplements New York State Aid for Library Systems allowing the B&ECPL to charge no fees to the individual libraries within the System for services. Further, these libraries do not have to pay for their books as well as audio and video materials, which are purchased and paid for centrally. To supplement New York State Aid that has been mostly stagnant for years, other library systems in the State charge individual libraries fees, depending upon the service levels received beyond a very basic core level of service (for example, an individual library might pay a fee for online catalog/request service or elect not to offer the online features to users). For the individual libraries in those systems, this is on top of having to fund the purchase of computers and most of their books and audio and video materials.

Single libraries could not function without these services, and the cost of them on an individual basis would likely be higher because of the loss of "group purchasing power."

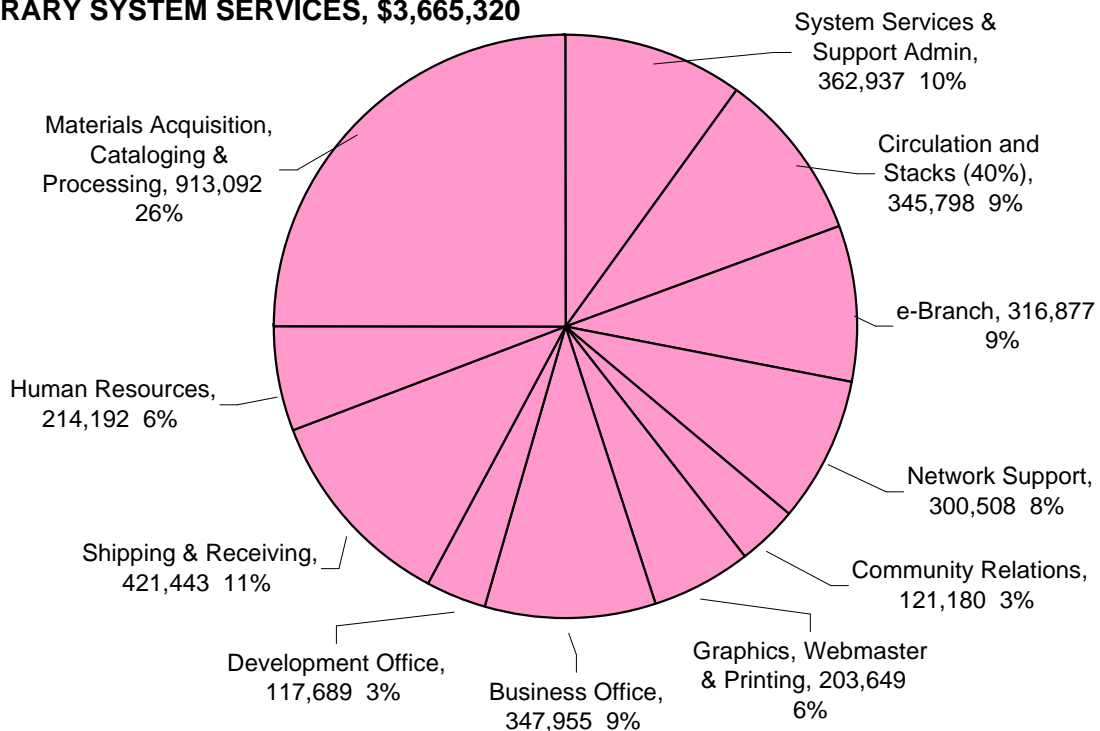
Buffalo and Erie County Public Library

2006 Budget Use of Library Property Tax

CENTRAL LIBRARY, \$6,066,069



LIBRARY SYSTEM SERVICES, \$3,665,320



B&ECPL 2006 BUDGET OPERATING REVENUE AND EXPENSE CHARTS

2006 Proposed Budget Operating Expense By Type

This chart displays operating expenditures by type. As is the case with most service organizations, labor costs make up the largest share. Library wage and fringe benefit costs total 77%, followed by library materials at 8%, utilities at 6%, services and maintenance contracts at 4% and all other expenses totaling 5%.

Labor cost's percentage share of the 2006 budget is higher than normal as one time expenses associated with the Library's downsizing, principally termination payouts and increased unemployment insurance costs, totaling over \$1.6 million must be paid. Excluding these extraordinary costs would lower the labor cost share to 71%.

The 2006 budget for library materials amount is \$3 million BELOW the adopted (but not provided) 2005 County capital budget amount [the County Capital budget is separate and apart from the Library Fund]. Further, it represents BARELY HALF of what would be needed to properly supply the reduced 36-library system funded under the reduced level of County support. Nationally, a level equal to approximately 15% of the operating budget is desired. The 2006 budget amounts to 7.9%. Maintaining a flow of new library materials is the utmost priority for any public library.

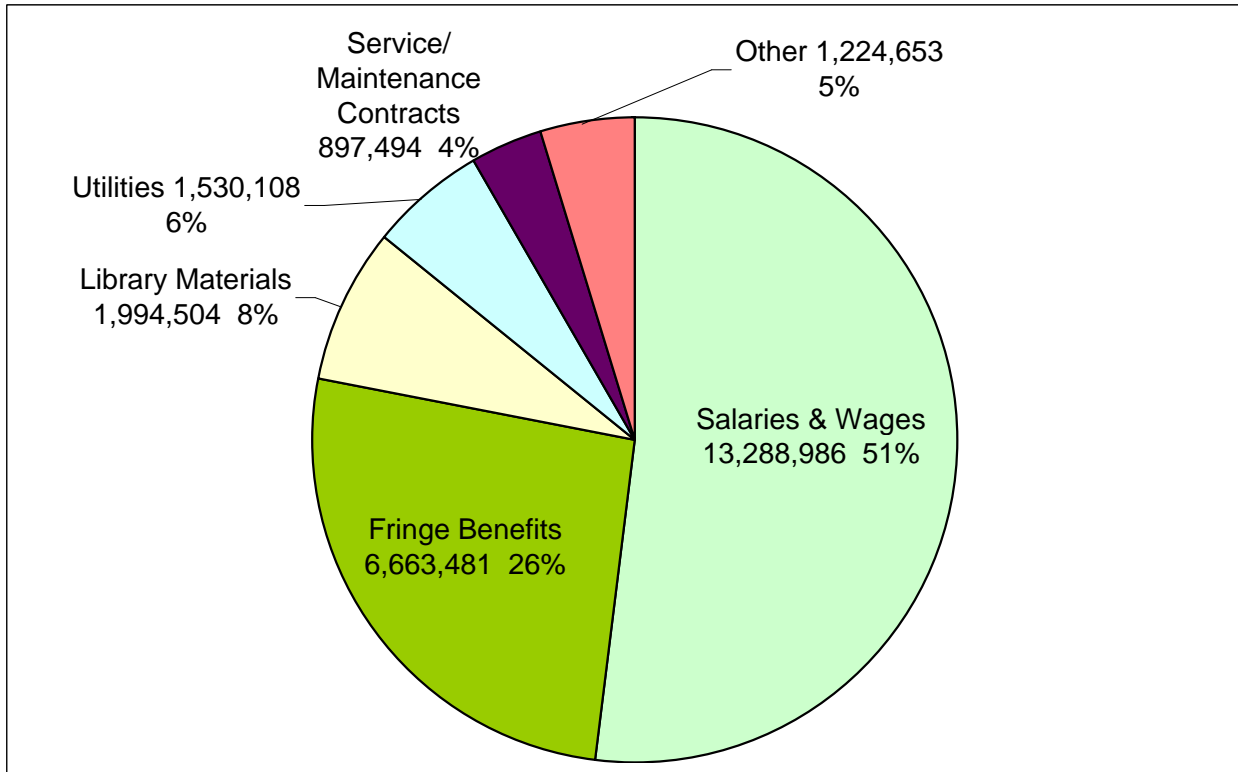
The need to incorporate library material purchases within the reduced Erie County support expected in 2006 is, in fact, the major factor driving the restructuring occurring within the B&ECPL. As with any major restructuring, one-time downsizing costs, such as termination payments and unemployment insurance costs for laid off employees as well as asset disposition expense, will be incurred in late 2005 into the 2006 budget. This expense, estimated at \$2 million, is therefore not available to support library material purchases in 2006. To avoid having to close even more libraries in 2006, the amount carved out of the existing operating budget for 2006 library material purchases is proposed at \$1.994 million. In 2007, the portion of the 2006 operating budget carved out to cover one-time downsizing would be available to restore the 2007 library materials budget to approximately \$4 million, a more adequate amount for a 36-library system. THIS IS DEPENDENT ON 2007 COUNTY SUPPORT NOT BEING FURTHER REDUCED AND LIMITING FUTURE HEALTH AND RETIREMENT EXPENSE GROWTH TO LEVELS THAT CAN BE SUPPORTED BY LOCAL ECONOMIC GROWTH.

The Library's Four Year Financial Plan envisioned utilizing the \$5 million 2005 Adopted County Capital Budget allocation over a period of at least two years to transition the library materials budget back to the Library Fund supported by the Library Tax. However, since the 2005 County Capital funds have not been provided, the Library faces a second year of a "starvation level" library materials budget. ***Restoring the 2006 library materials to the 15% standard could be accomplished if the County agreed to provide \$2.0 million of the 2005 Erie County Adopted Capital Budget's \$5 million allocation for library materials.*** Such a final allocation of capital funds would truly be one-time in nature since the Library Tax revenue supporting 2006 one-time restructuring costs could be redeployed in 2007 to the library materials budget.

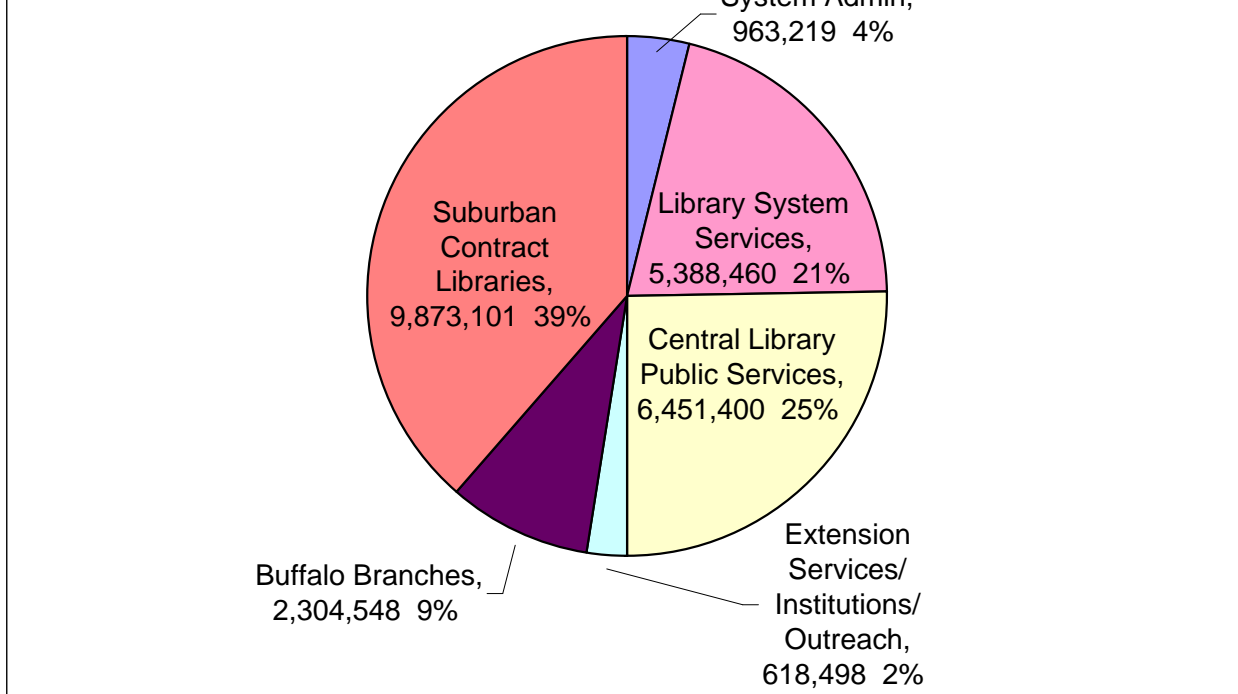
2006 Proposed Budget Operating Expense By Function

This chart displays operating expenditures by major functional area. See the use of property tax section for a discussion of these services.

Buffalo and Erie County Public Library 2006 Budget Operating Expense



EXPENSE BY FUNCTIONAL AREA



B&ECPL 2006 TOTAL OPERATING EXPENSE IN COUNTY SAP FINANCIAL SYSTEM	\$25,303,129
Adjustment for contracting library expense supported by directly collected revenue net of retirement charge-back	296,097

B&ECPL 2006 TOTAL SYSTEM NET OPERATING EXPENSE	\$25,599,226
---	---------------------

B&ECPL STAFFING TRENDS

30 Years of Providing More with Less

For most of the past three decades, B&ECPL has operated under the constraints imposed by Erie County's struggling economy and decreasing population. Under the 2006 County budget funding levels, full-time B&ECPL staffing over the period will have DECREASED 358 positions and 62%, while Erie County's population decreased from 1,113,491 (1970 Census) to 950,265 (2000 Census), a 15% reduction. As the graphical chart below shows, while reductions impacted all areas, the proportion of reductions varied to reflect population shifts within the County.

This has required constant evaluation of the mix and methods of service delivery as well as the staffing levels required to cost-effectively provide those services. This has included applying technology, conducting process improvement studies and aggressively managing turnover to evaluate and reclassify or redeploy vacated positions to meet library users' changing needs.

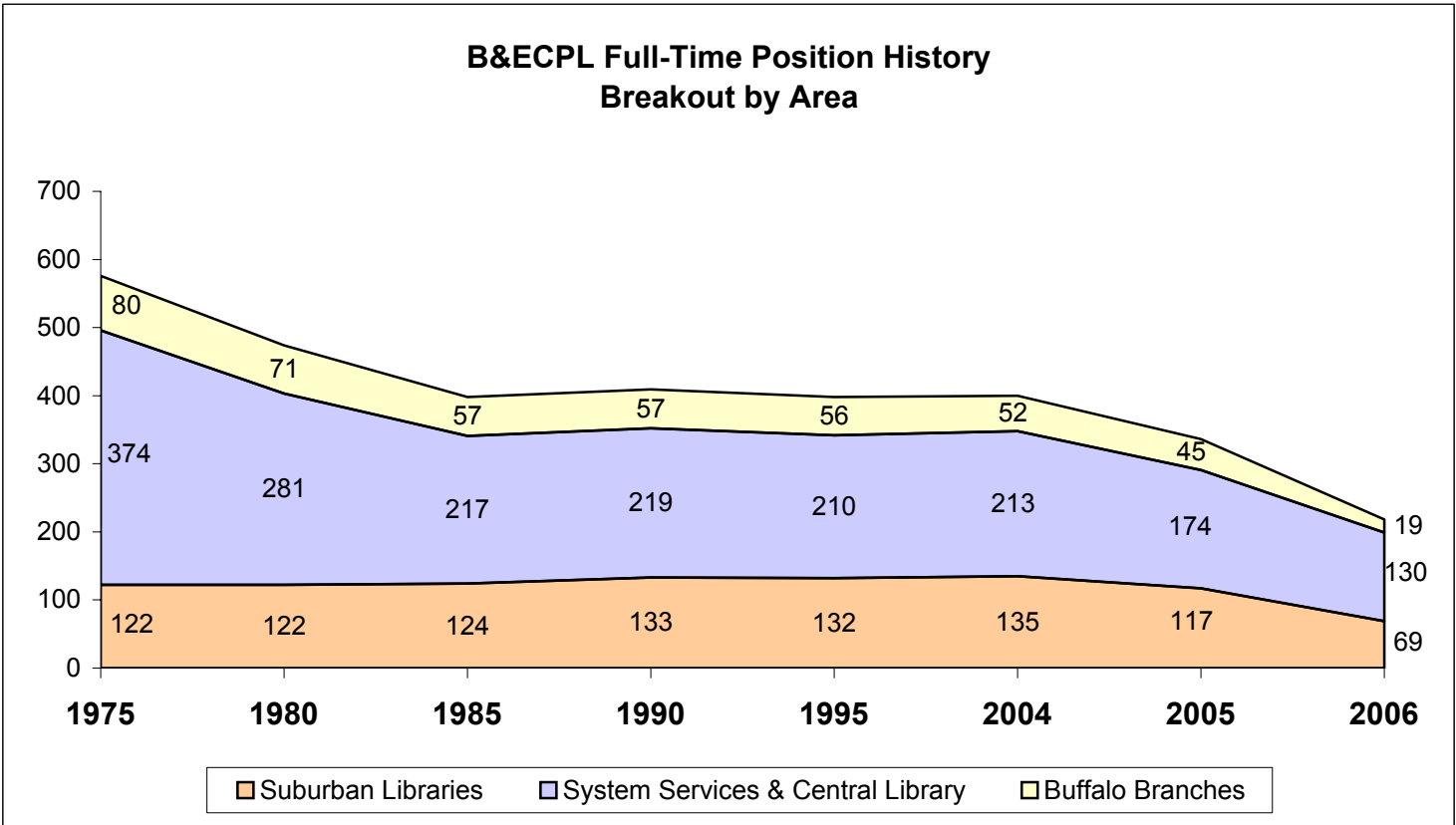
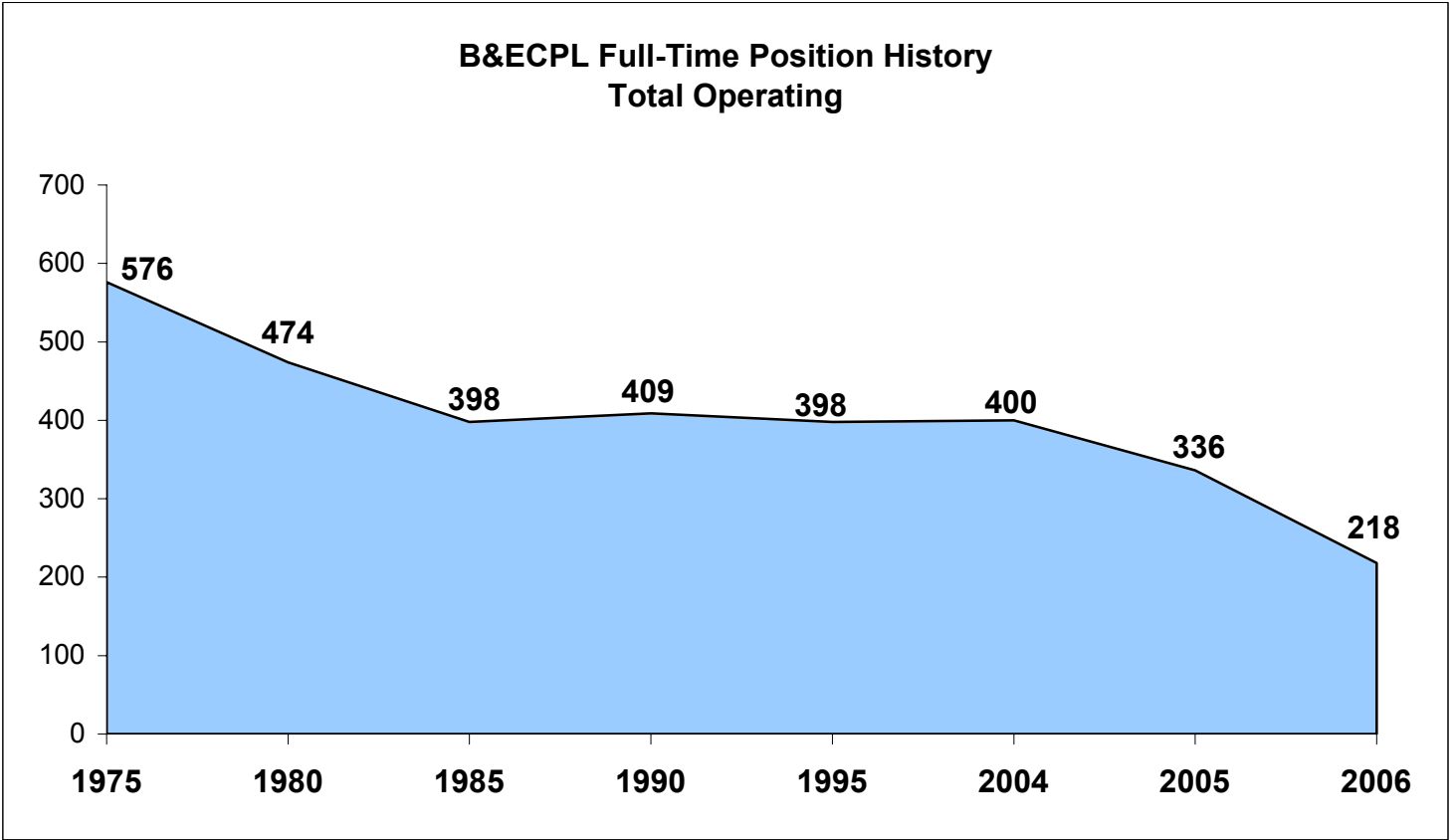
This era has seen the dramatic shift from a paper-based to an electronic-based information society. Unknown in the 1970s, computer use in libraries is now a staple, with almost 400,000 registered public use computer sessions in 2004. The Library transitioned from manual card catalogs listing only the items available at an individual location to a fully automated, comprehensive library information system with full graphical, high-speed access to the Internet provided at each library. This shift has not been at the expense of other library materials. Quite the contrary, circulation of library materials nearly doubled from 4,646,907 in 1975 to 9,175,635 in 2004.

Redeployment/reclassification of existing positions allowed the Library to consolidate System-wide telephone, e-mail and fax-based reference services and expand the hours they are available without increasing overall staff counts. This virtual service point, known as "e-Branch," provides convenient access to library users regardless of where in Erie County they live, work or attend school. In terms of circulation, the Central Library based e-Branch became the third busiest location in 2004.

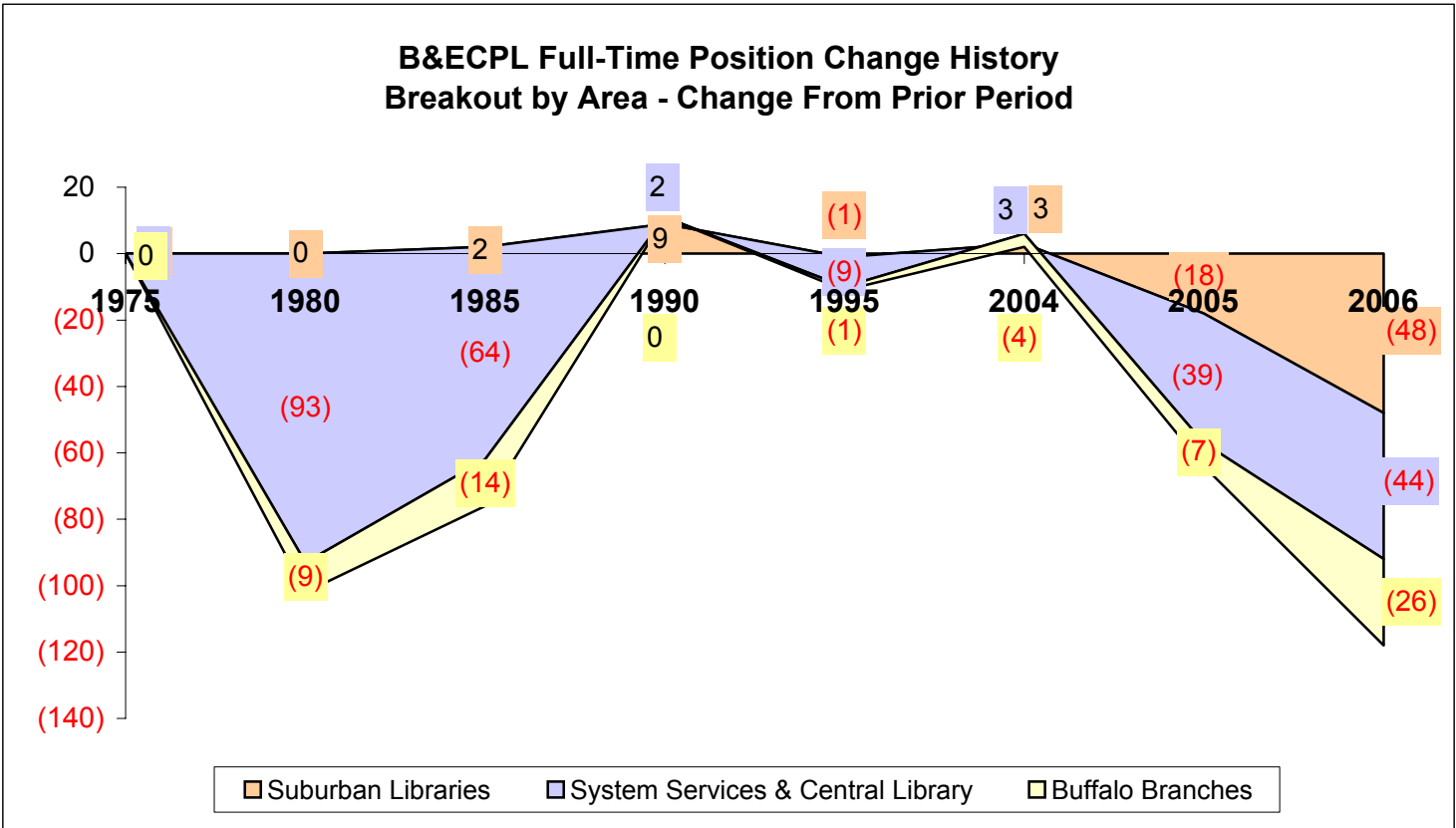
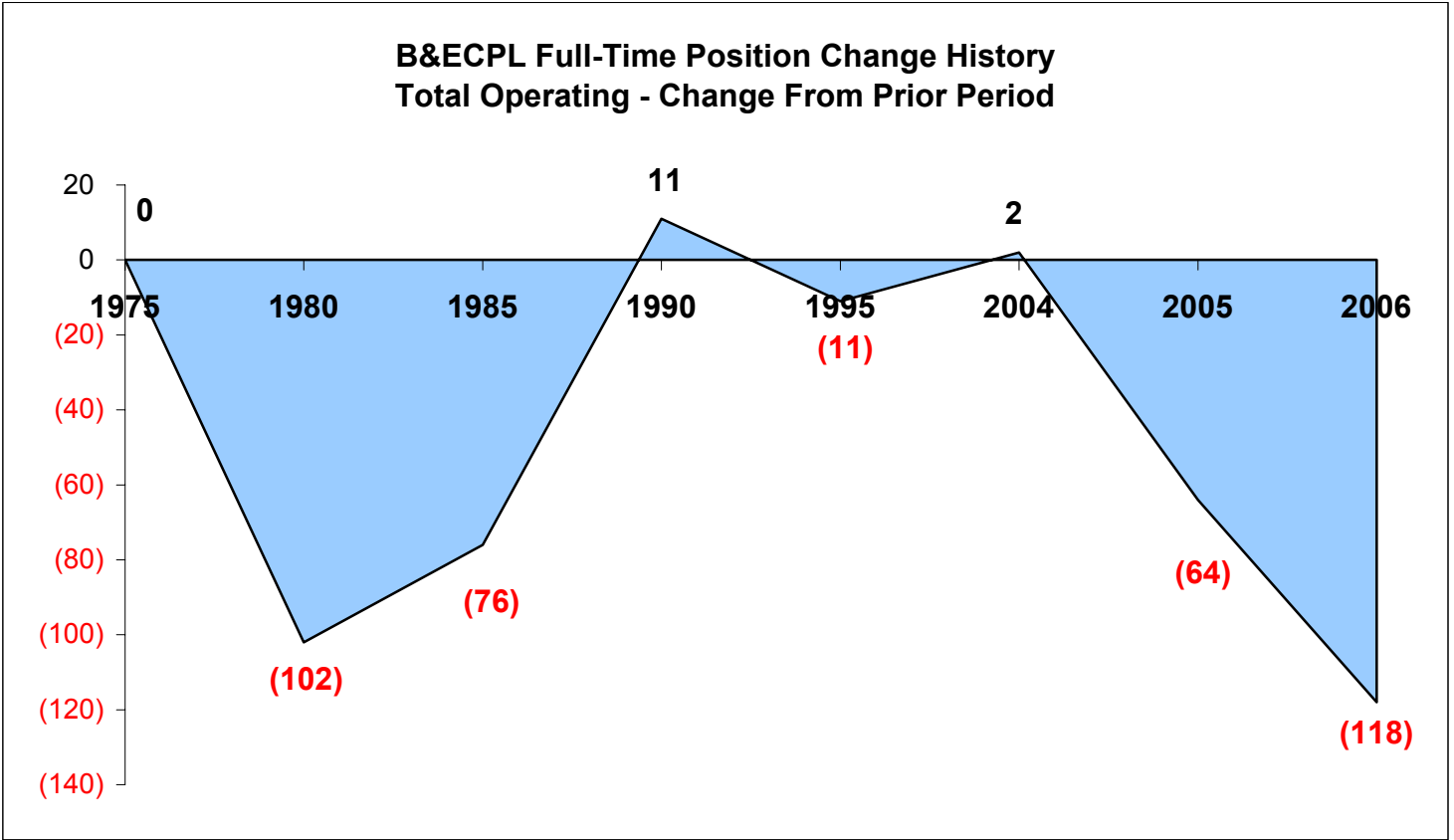
As shown on the following five pages, 2005 and 2006 have been particularly difficult budgets, with the B&ECPL eliminating 64 and 118 full time positions respectively in the operating budget, falling from 400 full-time funded positions in 2004 to 218 funded full-time positions in 2006.

The Library will continue to aggressively manage personnel resources and the number of service locations to provide quality library services within the limits of future County resources and public financial support.

Buffalo and Erie County Public Library



Buffalo and Erie County Public Library



Buffalo and Erie County Public Library

Full-time Position History

Showing 2006 Budget Change Compared to 2004 and 1975

	1975	2004	2005	2006	2006 Change From 2004		2006 Change From 1975	
					Number	Percent	Number	Percent
Buffalo Branches	80	52	45	19	(33)	-63%	(61)	-76%
System Services & Central Library	374	213	174	130	(83)	-39%	(244)	-65%
Suburban Libraries	122	135	117	69	(66)	-49%	(53)	-43%
Total	576	400	336	218	(182)	-46%	(358)	-62%

**Buffalo & Erie County Public Library
System Staffing -
2006 Budget
As of December 15, 2005**

Library General Operating Funds

FULL TIME

Professional (Librarians, Administrators, Accountants, etc.)

Clerical (Clerk, Page, etc.)

Laborer (Guard, Maintenance, Caretaker, Cleaner, etc.)

Subtotal Full time

PART TIME

(In Full-time Equivalent (FTE): 1 FTE = 2,080 Hrs)

Professional (Librarians, Administrators, Accountants, etc.)

Clerical (Clerk, Page, etc.)

Laborer (Guard, Maintenance, Caretaker, Cleaner, etc.)

Subtotal Part Time (work-hours)

Subtotal Part Time

(in Full Time Equivalent - FTE)

OPERATING FULL & PART TIME (FTE)

Grant Funded

Grant Full-Time

Grant PT Workhours

Grant PT FTE

GRANT FULL & PART TIME (FTE)

COMBINED GRANT/OPERATING (FTE)

	System Administration	Library System Services (Includes E-Branch)	Central Library Public Services	Extension Services Totals (Institutions, Outreach & Buffalo Branches)		Contract Suburban Library TOTALS	SYSTEM TOTALS
				Ext/Inst/ Outreach	Buffalo Branches		
Professional	4	17	22	5	6	31	85
Clerical	3	34	15	4	8	27	91
Laborer	0	4	22	0	5	11	42
Subtotal Full time	7	55	59	9	19	69	218
Professional	0	15,163	7,123	0	2,808	20,994	46,088
Clerical	1,300	28,508	41,630	3,152	22,724	153,018	250,332
Laborer	0	0	21,034	0	14,662	13,406	49,102
Subtotal Part Time (work-hours)	1,300	43,671	69,787	3,152	40,194	187,418	345,522
Subtotal Part Time (in Full Time Equivalent - FTE)	0.63	21.00	33.55	1.52	19.32	90.10	166.12
OPERATING FULL & PART TIME (FTE)	7.63	76.00	92.55	10.52	38.32	159.10	384.12
	2%	20%	24%	3%	10%	41%	100%
Grant Full-Time	0	5	1	0	3	0	9
Grant PT Workhours	0	4,924	5,306	2,544	1,040	0	13,814
Grant PT FTE	0.00	2.37	2.55	1.22	0.50	0.00	6.64
GRANT FULL & PART TIME (FTE)	0.00	7.37	3.55	1.22	3.50	0.00	15.64
COMBINED GRANT/OPERATING (FTE)	7.63	83.36	96.10	11.74	41.82	159.10	399.76
	2%	21%	24%	3%	10%	40%	100%

**Buffalo & Erie County Public Library
System Staffing -
2006 Budget
As of December 15, 2005**

CHR = Centralized Human Resource Libraries: Libraries whose personnel functions are centralized through the system. In the case of Buffalo Facilities, the System directly operates these facilities. For Contracting Libraries CHR services are provided via amendment to their contract. ERIE COUNTY'S SAP FINANCIAL SYSTEM IS UTILIZED FOR THIS PURPOSE AND ALL CHR PERSONNEL ARE LISTED IN THE COUNTY BUDGET PERSONNEL RUNS. Non-CHR libraries administer their own personnel, payroll benefits and related human resource functions. NON-CHR LIBRARIES PERSONNEL ARE NOT LISTED IN THE COUNTY BUDGET PERSONNEL RUNS AS THEIR FUNDING IS BUDGETED IN THE CONTRACTED SERVICES LINE

Library General Operating Funds

FULL TIME

Professional (Librarians, Administrators, Accountants, etc.)
Clerical (Clerk, Page, etc.)
Laborer (Guard, Maintenance, Caretaker, Cleaner, etc.)
Subtotal Full time

PART TIME

(In Full-time Equivalent (FTE): 1 FTE = 2,080 Hrs)

Professional (Librarians, Administrators, Accountants, etc.)
Clerical (Clerk, Page, etc.)
Laborer (Guard, Maintenance, Caretaker, Cleaner, etc.)
Subtotal Part Time (work-hours)
Subtotal Part Time
(in Full Time Equivalent - FTE)
OPERATING FULL & PART TIME (FTE)

Grant Funded

Grant Full-Time
Grant PT Workhours
Grant PT FTE
GRANT FULL & PART TIME (FTE)
COMBINED GRANT/OPERATING (FTE)

CHR LIBRARIES

	CHR Contract Suburban Libraries	Buffalo Branches Central Library/System Services	Totals
Professional (Librarians, Administrators, Accountants, etc.)	12	54	66
Clerical (Clerk, Page, etc.)	14	64	78
Laborer (Guard, Maintenance, Caretaker, Cleaner, etc.)	5	31	36
Subtotal Full time	31	149	180
Professional (Librarians, Administrators, Accountants, etc.)	6,779	25,094	31,873
Clerical (Clerk, Page, etc.)	48,290	97,314	145,604
Laborer (Guard, Maintenance, Caretaker, Cleaner, etc.)	4,882	35,696	40,578
Subtotal Part Time (work-hours)	59,951	158,104	218,055
Subtotal Part Time (in Full Time Equivalent - FTE)	28.82	76.01	104.83
OPERATING FULL & PART TIME (FTE)	59.82	225.01	284.83
Grant Full-Time	0	9	9
Grant PT Workhours	0	13,814	13,814
Grant PT FTE	0.00	6.64	6.64
GRANT FULL & PART TIME (FTE)	0.00	15.64	15.64
COMBINED GRANT/OPERATING (FTE)	59.82	240.65	300.48

B&ECPL 2006 BUDGET SERVICE IMPACT OF REDUCED COUNTY FUNDING

Introduction

The largest single cost in operating any public service operation is the personnel cost associated with “keeping the doors open” for public use. The \$7 million reduction in County funding over 2004 levels leads to staffing reductions that force a reduction in the quantity of open hours and the number of locations providing library services.

Adjusting to this lower funding level has required reprioritization/scaling back of the mix and methods of service delivery as well as the staffing levels required to cost-effectively provide those services. This includes increasing the ratio of libraries operating on a part-time schedule as well as the introduction of a new para-professional title, *Library Associate*, to allow duties not requiring a professional librarian to be performed at a lower cost.

While these techniques allow the Library to offer more open hours for a given level of funding, they can not come close to offsetting a financial loss of this magnitude. Libraries have closed and those that remain open are staffed at lower levels and in most cases open fewer hours than was the case in 2004, the Library’s last “normal” year of operation.

Buffalo Branch Impacts

The schedule on the following page details the impact on the Buffalo branch system.

To better coordinate services among the eight libraries remaining within the Buffalo branch system the libraries are grouped into two “clusters.” One includes the Crane, Niagara, North Park and Riverside libraries and the other includes the Dudley, East Clinton, East Delavan and Merriweather libraries. Each cluster is anchored by two libraries, with the greatest capacity for service open 40 hours per week or, in the case of the new Merriweather Library, 44 hours per week, with the remaining libraries open 18 or 24 hours per week.

Schedules within each cluster are coordinated to maximize the number of hours per week that one or more libraries are open within each cluster. Staff, while based in a particular library for payroll purposes, will be shared among the libraries within each cluster. This will better allow them to offer programs as well as accommodate “fill-in” needs for training, vacation and illness coverage.

Buffalo and Erie County Public Library
IMPACT OF REDUCED COUNTY FUNDING
(PER COUNTY 2006 BUDGET)

BUFFALO BRANCHES	Chartered Population	2005 Buildings	Actual Hours	2006 Buildings	Proposed Hours
Cazenovia		1	32	0	0
Crane		1	32	1	40
Dudley		1	32	1	40
East Clinton		1	30	1	18
E. Delavan		1	30	1	24
Fairfield		1	32	0	0
Fronczak		1	24	0	0
Kensington		1	24	0	0
King		1	22	0	0
Mead		1	23	0	0
Merriweather		1	37	1	44
Niagara		1	32	1	24
North Park		1	32	1	18
Northwest		1	32	0	0
Riverside		1	32	1	40
Totals	292,648	15	446	8	248
Totals if Central Library Counted as a Buffalo Branch:		16	509	9	311

Average Population Per Library - Buffalo Branches: 36,581

Average Population Per Library if Central Library Counted as a Buffalo Branch: 32,516

BRANCH LIBRARIES CLOSED	7	CLUSTER 1	Total Hours Open:	122
BRANCH LIBRARIES HRS REDUCED	44%	CLUSTER 2	Total Hours Open:	126
BRANCH LIBRARIES HRS REDUCED (If Central counted as Buffalo branch):	39%			

Suburban Contracting Libraries

The schedule on the following page details the impact on suburban contracting libraries.

Each contract library system is listed in alphabetical order. In the case of multi-branch systems, the public library of the Towns of Amherst, Cheektowaga, Hamburg and Tonawanda, the headquarter library's name (if different) is also provided.

The **Chartered population** column lists the 2000 Census population for the service area (usually a town or village) which that library system is chartered to serve by New York State.

NYS Min shows the minimum number of discrete open hours of service per week that must be provided within the community to meet New York State minimum standards. In the case of communities with multiple branches, this requirement may be met by coordinating hours among two or more branches so that within the group the number of discrete hours open to serve the community meets the State standard.

2005 Buildings shows the number of library buildings operated within that library system in 2005.

Actual Hours shows the combined total number of weekly open hours of service offered by the branch(s) within the community in 2005.

2006 Buildings shows the number of library buildings funded in the 2006 budget.

1st B shows the expected number of open hours based upon the funding provided in the 2006 budget to that library for a community served by one library or to the headquarters library for those communities served by a multi-branch library system.

2nd B, 3rd B shows the expected number of open hours based upon the funding provided in 2006 to the 2nd and 3rd branches respectively for those communities served by a multi-branch library system.

UNFND shows the number of libraries not funded in the 2006 budget.

Proposed Hours shows the combined total number of weekly open hours of service expected to be offered by the branch(s) within the community based upon the funding provided in the 2006 budget.

Average Population per library is the product of the chartered population divided by the number of funded libraries.

Based upon the limited funding available in 2006, as many as 11 libraries may not be able to meet New York State minimum open hour standards. However, libraries are actively fundraising from both municipal and private sources to help offset, at least in part, the funding shortfall and increase the number of open hours of service. A number of municipalities have also indicated they plan to provide increased support. The Library greatly appreciates the outpouring of understanding and support from across the county.

Buffalo and Erie County Public Library
 IMPACT OF REDUCED COUNTY FUNDING
 (PER COUNTY 2006 BUDGET)

		Chartered		2005	Actual	2006	1st B	2nd B	3rd B	UNFND	Proposed	Average Population Per Library
	CONTRACT LIBRARIES	Population*	NYS Min	Buildings	Hours	Buildings					Hours	
NEast Regional	Amherst [Audubon]	116,510	60	4	168	3	55	40	40	1	135	38,837
	Alden / Ewell Free [Alden 10,470]	2,666	25	1	30	1	18				18	2,666
	Angola [Evans 17,345]	2,266	20	1	33	1	18				18	2,266
	Aurora	13,996	35	2	51	1	35			1	35	13,996
	Boston	7,897	35	1	35	1	20				20	7,897
East Regional	Cheektowaga [JBR]	94,019	55	4	125	2	55	40		2	95	47,010
	Clarence	26,123	55	1	55	1	55				55	26,123
	Collins [8307-1530 prison=6777]	6,777	35	1	35	1	20				20	6,777
	Concord	8,526	35	1	35	1	25				25	8,526
	Eden	8,076	35	1	35	1	25				25	8,076
	Elma	11,304	35	1	43	1	28				28	11,304
	Grand Island	18,621	40	1	40	1	40				40	18,621
SWest Regional	Hamburg	56,259	55	3	99	2	55	21		1	76	28,130
	Lackawanna	19,064	40	1	44	1	32				32	19,064
	Lancaster	39,019	55	2	59	1	55			1	55	39,019
	Marilla	5,709	35	1	35	1	20				20	5,709
	Newstead	8,405	35	1	35	1	28				28	8,405
	North Collins	3,376	25	1	25	1	18				18	3,376
South Regional	Orchard Park	27,637	55	1	56	1	55				55	27,637
	Tonawanda City	16,136	40	1	40	1	40				40	16,136
North Regional	Tonawanda Town [Kenmore]	78,155	55	5	152	2	55	40		3	95	39,078
	West Seneca	45,920	55	1	55	1	55				55	45,920
	Totals:	616,461		36	1,285	27				9	988	
		*2000 Census										

NYS MINIMUM STANDARDS	
Population	Minimum Weekly Hours Open
Up to 500	12
500-2,499	20
2,500-4,999	25
5,000-14,999	35
15,000-24,999	40
25,000-99,999	55
100,000 and above	60

SUMMARY / CONTRACT LIBRARIES	
CONTRACT LIBRARIES CLOSED	9
CONTRACT LIBRARIES BELOW MIN	11
CONTRACT LIBRARIES HRS REDUCED	23%

Central Library

At present, the Central Library meets New York State minimum open hour standards, but not by enough to achieve meaningful savings by a wholesale reduction in open hours.

To achieve the savings needed to offset budget reductions from the 2005 budget, opening times for sections of the Central Library are delayed. Specifically, the Children's Room and Grosvenor Room reduced 9 open hours per week by opening 1 ½ hour later, Monday through Saturday.

To address the much more severe reductions now required, Children's Room and Grosvenor Room reduced an additional 8 open hours per week by being closed on Fridays. In addition, the 2nd floor Business, Science and Technology Department reduced a total of 17 hours per week by closing each Friday and opening 1 ½ hour later Monday through Thursday and Saturday.

On Fridays, public access to materials housed in the closed departments will be provided via retrieval request, using part-time page staff to pull materials and send them to a distribution desk in the open portion of the library much in the same way that material is retrieved for public use from the closed stacks in Tiers A and B.

The following two pages show the schedules for each department.

Buffalo and Erie County Public Library
IMPACT OF REDUCED COUNTY FUNDING
(PER COUNTY 2006 BUDGET)

Library System	Library Outlet	Day of week	Winter 2005			Winter 2006			Change vs 2005		
			From	To	# of Hours	From	To	# of Hours	Hours	Percent	
B&ECPL Central Library	General Building/Popular Materials Dept Totals					63.00			63.00	0.00	0%
	Humanities & Social Sciences					63.00			63.00	0.00	0%
	Business, Science & Tech					63.00			46.00	(17.00)	-27%
	Childrens Room					54.00			46.00	(8.00)	-15%
	Grosvenor Room					54.00			46.00	(8.00)	-15%

Detail By Department

B&ECPL Central Library	Popular Materials	Monday	8:30 AM	6:00 PM	9.50	8:30 AM	6:00 PM	9.50		
B&ECPL Central Library	Popular Materials	Tuesday	8:30 AM	6:00 PM	9.50	8:30 AM	6:00 PM	9.50		
B&ECPL Central Library	Popular Materials	Wednesday	8:30 AM	6:00 PM	9.50	8:30 AM	6:00 PM	9.50		
B&ECPL Central Library	Popular Materials	Thursday	8:30 AM	8:00 PM	11.50	8:30 AM	8:00 PM	11.50		
B&ECPL Central Library	Popular Materials	Friday	8:30 AM	6:00 PM	9.50	8:30 AM	6:00 PM	9.50		
B&ECPL Central Library	Popular Materials	Saturday	8:30 AM	6:00 PM	9.50	8:30 AM	6:00 PM	9.50		
B&ECPL Central Library	Popular Materials	Sunday	1:00 PM	5:00 PM	4.00	1:00 PM	5:00 PM	4.00		
Total For Popular Materials					63.00			63.00	0.00	0%
B&ECPL Central Library	Humanities & Social Sciences	Monday	8:30 AM	6:00 PM	9.50	8:30 AM	6:00 PM	9.50		
B&ECPL Central Library	Humanities & Social Sciences	Tuesday	8:30 AM	6:00 PM	9.50	8:30 AM	6:00 PM	9.50		
B&ECPL Central Library	Humanities & Social Sciences	Wednesday	8:30 AM	6:00 PM	9.50	8:30 AM	6:00 PM	9.50		
B&ECPL Central Library	Humanities & Social Sciences	Thursday	8:30 AM	8:00 PM	11.50	8:30 AM	8:00 PM	11.50		
B&ECPL Central Library	Humanities & Social Sciences	Friday	8:30 AM	6:00 PM	9.50	8:30 AM	6:00 PM	9.50		
B&ECPL Central Library	Humanities & Social Sciences	Saturday	8:30 AM	6:00 PM	9.50	8:30 AM	6:00 PM	9.50		
B&ECPL Central Library	Humanities & Social Sciences	Sunday	1:00 PM	5:00 PM	4.00	1:00 PM	5:00 PM	4.00		
Total For Humanities & Social Sciences					63.00			63.00	0.00	0%
B&ECPL Central Library	Business, Science & Tech	Monday	8:30 AM	6:00 PM	9.50	10:00 AM	6:00 PM	8.00		
B&ECPL Central Library	Business, Science & Tech	Tuesday	8:30 AM	6:00 PM	9.50	10:00 AM	6:00 PM	8.00		
B&ECPL Central Library	Business, Science & Tech	Wednesday	8:30 AM	6:00 PM	9.50	10:00 AM	6:00 PM	8.00		
B&ECPL Central Library	Business, Science & Tech	Thursday	8:30 AM	8:00 PM	11.50	10:00 AM	8:00 PM	10.00		
B&ECPL Central Library	Business, Science & Tech	Friday	8:30 AM	6:00 PM	9.50			0.00	CLOSED	
B&ECPL Central Library	Business, Science & Tech	Saturday	8:30 AM	6:00 PM	9.50	10:00 AM	6:00 PM	8.00		
B&ECPL Central Library	Business, Science & Tech	Sunday	1:00 PM	5:00 PM	4.00	1:00 PM	5:00 PM	4.00		
Total For Business, Science & Tech					63.00			46.00	(17.00)	-27%

Buffalo and Erie County Public Library
IMPACT OF REDUCED COUNTY FUNDING
(PER COUNTY 2006 BUDGET)

Library System	Library Outlet	Day of week	Winter 2005			Winter 2006			Change vs 2005		
			From	To	# of Hours	From	To	# of Hours	Hours	Percent	
B&ECPL Central Library	Main Building/Popular Materials Dept Totals					63.00			63.00	0.00	0%
	Humanities & Social Sciences					63.00			63.00	0.00	0%
	Business, Science & Tech					63.00			46.00	(17.00)	-27%
	Childrens Room					54.00			46.00	(8.00)	-15%
	Grosvenor Room					54.00			46.00	(8.00)	-15%

Detail By Department

B&ECPL Central Library	Childrens Room	Monday	10:00 AM	6:00 PM	8.00	10:00 AM	6:00 PM	8.00		
B&ECPL Central Library	Childrens Room	Tuesday	10:00 AM	6:00 PM	8.00	10:00 AM	6:00 PM	8.00		
B&ECPL Central Library	Childrens Room	Wednesday	10:00 AM	6:00 PM	8.00	10:00 AM	6:00 PM	8.00		
B&ECPL Central Library	Childrens Room	Thursday	10:00 AM	8:00 PM	10.00	10:00 AM	8:00 PM	10.00		
B&ECPL Central Library	Childrens Room	Friday	10:00 AM	6:00 PM	8.00			0.00	CLOSED	
B&ECPL Central Library	Childrens Room	Saturday	10:00 AM	6:00 PM	8.00	10:00 AM	6:00 PM	8.00		
B&ECPL Central Library	Childrens Room	Sunday	1:00 PM	5:00 PM	4.00	1:00 PM	5:00 PM	4.00		
Total For Childrens Room					54.00			46.00	(8.00)	-15%
B&ECPL Central Library	Grosvenor Room	Monday	10:00 AM	6:00 PM	8.00	10:00 AM	6:00 PM	8.00		
B&ECPL Central Library	Grosvenor Room	Tuesday	10:00 AM	6:00 PM	8.00	10:00 AM	6:00 PM	8.00		
B&ECPL Central Library	Grosvenor Room	Wednesday	10:00 AM	6:00 PM	8.00	10:00 AM	6:00 PM	8.00		
B&ECPL Central Library	Grosvenor Room	Thursday	10:00 AM	8:00 PM	10.00	10:00 AM	8:00 PM	10.00		
B&ECPL Central Library	Grosvenor Room	Friday	10:00 AM	6:00 PM	8.00			0.00	CLOSED	
B&ECPL Central Library	Grosvenor Room	Saturday	10:00 AM	6:00 PM	8.00	10:00 AM	6:00 PM	8.00		
B&ECPL Central Library	Grosvenor Room	Sunday	1:00 PM	5:00 PM	4.00	1:00 PM	5:00 PM	4.00		
Total For Grosvenor Room					54.00			46.00	(8.00)	-15%

Notes:

The Grosvenor Room, Children's Room and the 2nd floor Business, Science & Technology Department will operate a reduced daily schedule and be closed one day per week in 2006. Grosvenor and Children's Rooms hours were already reduced by nine hours per week in 2005 to offset 2005 reductions in County support. Reduced hours begin in November 2005 with Friday closure.

Access to materials during days in which the general building is open, but an individual department is closed will be provided via retrieval request, using part-time page staff to pull materials and send them to an open distribution desk much in the same way material is retrieved from the closed stacks in Tiers A and B.

THIS PAGE INTENTIONALLY BLANK

B&ECPL 2006 BUDGET OPERATING REVENUE AND EXPENSE SCHEDULES

2006 System-Wide Budget By Major Functional Area

The schedules on the following seven pages show the expense and revenue detail by type of expense/revenue for each major functional area of the B&ECPL. One-half operating expenditures support library operations at individual library facilities, institutions such as the Erie County Home and outreach services; 25% supports public services provided at the Central Library; 21% supports System-wide library services both to individual libraries and directly to the public through telephone/e-mail reference as well as 24/7 access to online information; and 4% supports System administration.

BUFFALO & ERIE COUNTY PUBLIC LIBRARY

2006 System-Wide Budget (County SAP Financial System Plus Contracting Library Direct Revenue and Expense)

Account Description	System Admin	Library System Services	Central Library Public Services	Extension Services/ Institutions/ Outreach	Buffalo Branches	Suburban Contract Libraries	TOTAL Budget	% of Grand Total
Operating Expenditures								
PERSONAL SERVICES								
Salaries & Wages, Full Time	484,424	2,178,211	2,359,157	403,635	729,629	2,877,168	9,032,224	35.28%
Wages, Part-Time	0	233,320	568,683	23,088	411,701	1,472,716	2,709,508	10.58%
Wages, Regular Part-Time	26,278	289,292	72,277	0	0	512,896	900,743	3.52%
Wages, Seasonal	0	9,656	28,115	0	0	0	37,771	0.15%
Sub-Total Personnel Services	510,702	2,710,479	3,028,232	426,723	1,141,330	4,862,780	12,680,246	49.53%
Shift Differential	0	2,025	13,182	0	477	0	15,684	0.06%
Holiday Worked	0	1,761	20,443	0	1,478	0	23,682	0.09%
Other Employee Payments	500	3,782	5,726	0	2,322	0	12,330	0.05%
Overtime	0	4,321	116,433	0	11,290	0	132,044	0.52%
Sub-Total Other Personnel Related Expenses	500	11,889	155,784	0	15,567	0	183,740	0.72%
REDUCTION FROM PERSONAL SERVICES ACCT (Term Exp)	21,852	105,576	104,035	17,270	31,218	145,049	425,000	1.66%
TOTAL, PERSONAL SERVICES	533,054	2,827,944	3,288,051	443,993	1,188,115	5,007,829	13,288,986	51.91%
Employer FICA - REGULAR	33,049	175,302	203,523	27,528	73,663	312,110	825,175	3.22%
Employer FICA - MEDICARE	7,729	41,004	47,682	6,438	17,227	72,611	192,691	0.75%
Employee Health Insurance	53,084	479,689	407,152	73,554	138,444	568,409	1,720,332	6.72%
Dental Plan	2,995	32,194	30,443	6,447	10,568	37,550	120,197	0.47%
Workers Compensation	1,224	6,503	7,249	1,023	2,734	11,638	30,371	0.12%
Unemployment Insurance	49,580	263,403	293,546	41,460	110,848	471,440	1,230,277	4.81%
Hospital & Medical - Retirees	50,507	244,944	255,417	39,880	73,626	129,216	793,590	3.10%
Health Insurance Waiver Family	2,400	11,520	14,280	2,514	7,200	23,761	61,675	0.24%
Retirement	84,874	424,390	444,019	68,407	145,462	519,517	1,686,669	6.59%
Flex Benefit Spending	112	596	698	94	254	0	1,754	0.01%
Flex Benefit Contributions	0	0	0	0	0	0	0	0.00%
Disability Insurance	0	0	0	0	0	750	750	0.00%
FRINGE BENEFITS	285,554	1,679,545	1,704,009	267,345	580,026	2,147,002	6,663,481	26.03%
OFFICE SUPPLIES	1,227	23,502	19,444	1,888	10,038	32,451	88,550	0.35%
CLOTHING SUPPLIES	0	0	2,325	0	0	0	2,325	0.01%
AUTO SUPPLIES	0	2,567	0	395	988	0	3,950	0.02%
MEDICAL SUPPLIES	0	0	2,950	0	0	0	2,950	0.01%

BUFFALO & ERIE COUNTY PUBLIC LIBRARY

2006 System-Wide Budget (County SAP Financial System Plus Contracting Library Direct Revenue and Expense)

Account Description	System Admin	Library System Services	Central Library Public Services	Extension Services/ Institutions/ Outreach	Buffalo Branches	Suburban Contract Libraries	TOTAL Budget	% of Grand Total
REPAIRS AND MAINTENANCE								
HVAC Filters Central	388	2,061	2,298	325	28	0	5,100	0.02%
Asbestos removal supplies (tape, sheeting, knives, etc)	0	0	675	0	0	0	675	0.00%
Fertilizer	32	169	199	27	73	0	500	0.00%
Floor pads, vaccuum bags	51	273	318	42	116	0	800	0.00%
Miscellaneous Budget Items, Small Tools	288	1,531	1,789	240	652	0	4,500	0.02%
Mops, Brooms, Brushes, Pails	76	407	479	64	174	0	1,200	0.00%
Soaps, Detergents	881	4,699	5,487	737	1,996	0	13,800	0.05%
Asbestos supplies (vacuum cleaner)	0	0	500	0	0	0	500	0.00%
Flowers. Bulbs. Peatmoss	128	678	798	107	289	0	2,000	0.01%
Paint	0	0	2,000	0	0	0	2,000	0.01%
Paint supplies (brushes, rollers. Etc.)	0	0	1,000	0	0	0	1,000	0.00%
Cloths, Tissues, Towels	1,087	5,786	6,759	908	2,460	0	17,000	0.07%
Packaging/jiffy bags	84	444	496	70	6	0	1,100	0.00%
Trash Liners	32	170	194	27	72	305	800	0.00%
Rags, cheesecloth	45	240	275	37	103	0	700	0.00%
Grass seed, topsoil	32	169	198	27	74	0	500	0.00%
Barcode System	0	500	0	0	0	0	500	0.00%
Other Miscellaneous Repairs	159	849	995	134	363	0	2,500	0.01%
Contingency Maintenance	3,082	16,367	18,256	2,576	219	0	40,500	0.16%
Equipment Repair Parts	75	405	451	64	5	0	1,000	0.00%
Repair/Maintenance Purchases (Vehicles)	0	14,950	0	2,300	5,750	0	23,000	0.09%
REPAIRS AND MAINTENANCE	6,440	49,698	43,167	7,685	12,380	305	119,675	0.47%
REPAIRS AND MAINTENANCE - CONTRACT LIBS.								
Other Supplies & Materials	0	0	0	0	0	30,607	30,607	0.12%
Equipment	0	0	0	0	0	12,144	12,144	0.05%
REPAIRS AND MAINTENANCE - CONTRACT LIBS.	0	0	0	0	0	42,751	42,751	0.17%
REPAIRS AND MAINTENANCE	6,440	49,698	43,167	7,685	12,380	43,056	162,426	0.63%
HIGHWAY SUPPLIES - Rock Salt	191	1,023	1,191	160	435	0	3,000	0.01%
LOCAL MILEAGE REIMBURSEMENT	0	636	0	320	2,544	15,252	18,752	0.07%
OUT OF AREA TRAVEL EXPENSES	19,800	8,813	2,827	954	2,131	0	34,525	0.13%
TRAINING AND EDUCATION	7,957	8,100	8,745	0	138	1,838	26,778	0.10%
WATER-SEWER & TELECOM UTILITY CHARGES								
Water	774	4,113	4,589	647	7,853	9,627	27,603	0.11%
Sewer	379	2,012	2,246	317	7,013	1,681	13,648	0.05%

BUFFALO & ERIE COUNTY PUBLIC LIBRARY

2006 System-Wide Budget (County SAP Financial System Plus Contracting Library Direct Revenue and Expense)

Account Description	System Admin	Library System Services	Central Library Public Services	Extension Services/ Institutions/ Outreach	Buffalo Branches	Suburban Contract Libraries	TOTAL Budget	% of Grand Total
Telephone & Internet Service								
Telephone & Internet Service								
Bookmobile Cell Phones	552	2,072	276	0	0	0	2,900	0.01%
Data Lines	848	5,611	9,754	960	12,162	29,566	58,901	0.23%
Internet Service - AT&T - Local Loop	80	527	923	91	1,150	2,798	5,569	0.02%
Internet Service - AT&T - Internet Access	80	509	898	88	1,120	2,722	5,417	0.02%
Local Phone Service	1,464	6,708	4,107	1,090	3,479	0	16,848	0.07%
Telephone & Internet Service	3,024	15,427	15,958	2,229	17,911	35,086	89,635	0.35%
Telephone Charges - Contract Libraries	0	0	0	0	0	4,151	4,151	0.02%
Telephone & Internet Service	3,024	15,427	15,958	2,229	17,911	39,237	93,786	0.37%
WATER-SEWER & TELECOM UTILITY CHARGES	4,177	21,552	22,793	3,193	32,777	50,545	135,037	0.53%
CONTRACTUAL PAYMENTS (LIBRARIES)	0	0	0	0	0	0	0	0.00%
PROFESSIONAL SERVICE CONTRACT & FEES								
Bookbinding	0	25,000	0	0	0	0	25,000	0.10%
Glass Replacement (Central, Branches)	128	679	797	107	289	0	2,000	0.01%
Locks & Keys	61	321	379	51	138	0	950	0.00%
Buffalo News	0	1,000	0	0	0	0	1,000	0.00%
Professional Journals	575	0	0	0	0	0	575	0.00%
Long Distance & 800 Telephone Line (Director)	100	0	0	0	0	0	100	0.00%
CA-ARCserv	7	37	38	5	13	0	100	0.00%
Citrix Software Maintenance	0	0	0	0	0	0	0	0.00%
Multinet Support, VAX 4300	40	268	474	46	583	1,419	2,830	0.01%
Overdue Notices/Bill Processing	0	0	0	0	0	0	0	0.00%
SIRSI Software Maintenance	1,088	11,176	16,270	2,466	16,165	49,921	97,086	0.38%
SIRSI Software Support	56	566	839	128	834	2,577	5,000	0.02%
SurfControl Maintenance & Support	88	579	995	99	1,249	3,041	6,051	0.02%
WNYCS (Citrix Support)	72	478	815	82	1,034	2,519	5,000	0.02%
Collections Agency Fees	0	0	11,158	0	6,819	37,848	55,825	0.22%
Physicians Fees (Asbestos)	0	0	1,000	0	0	0	1,000	0.00%
Online Catalog (OCLC)	0	638	78,012	4,708	4,488	22,154	110,000	0.43%
Tutor.com	0	0	0	0	0	0	0	0.00%
IKON Office Solutions	3,740	24,863	42,914	4,235	53,660	130,449	259,861	1.02%
Amherst Utility Perf. Contract	0	0	0	0	0	26,659	26,659	0.10%
Utility Performance Analysis	2,907	15,436	17,219	2,429	206	0	38,197	0.15%
Legal Fees	2,297	12,206	13,595	1,921	5,136	21,845	57,000	0.22%
Yearly Elevator, Escalator Inspections	107	568	628	89	108	0	1,500	0.01%
Asbestos Analysis	0	0	1,000	0	0	0	1,000	0.00%
Asbestos Certification	0	0	150	0	120	0	270	0.00%

BUFFALO & ERIE COUNTY PUBLIC LIBRARY

2006 System-Wide Budget (County SAP Financial System Plus Contracting Library Direct Revenue and Expense)

Account Description	System Admin	Library System Services	Central Library Public Services	Extension Services/ Institutions/ Outreach	Buffalo Branches	Suburban Contract Libraries	TOTAL Budget	% of Grand Total
NYS Pesticide Applicator (Kross)	0	0	75	0	0	0	75	0.00%
OCR/Barcode Labels	0	23	2,836	171	164	806	4,000	0.02%
Postal Reserve Cards	0	0	0	0	0	0	0	0.00%
Printed Labels - (video, reference, etc.)	0	37	4,572	276	264	1,301	6,450	0.03%
Printed Reports (Community Relations)	0	6,000	0	0	0	0	6,000	0.02%
Stationery (Printed)	24	129	142	20	55	230	600	0.00%
Security Services	0	1,550	0	0	0	0	1,550	0.01%
PROFESSIONAL SERVICE CONTRACT & FEES	11,290	101,554	193,908	16,833	91,325	300,769	715,679	2.80%
AUDITING & ACCOUNTING FEES - Contract Libs.	0	0	0	0	0	7,848	7,848	0.03%
PROFESSIONAL SERVICE CONTRACT & FEES	11,290	101,554	193,908	16,833	91,325	308,617	723,527	2.83%
MAINTENANCE CONTRACTS								
Book Lifts (7)	551	2,928	3,264	460	39	0	7,242	0.03%
Dust Mop Service (15 Branches)	0	0	0	0	350	0	350	0.00%
Dust Mop Service (Central)	60	318	355	50	4	0	787	0.00%
Elevators (4)	607	3,228	3,599	508	1,843	0	9,785	0.04%
Escalators (6)	1,785	9,485	10,575	1,492	127	0	23,464	0.09%
Rug Service	174	919	1,025	145	12	0	2,275	0.01%
Window Cleaning (Central)	499	2,651	2,954	416	35	0	6,555	0.03%
Maintenance Service (Dumpster/Janitorial)	265	1,404	1,566	221	19	0	3,475	0.01%
3M Maintenance	0	0	2,000	0	0	4,000	6,000	0.02%
Book Scanner PS-7000 (1)	0	0	1,000	0	0	0	1,000	0.00%
Canon Reader-Printers (2)	0	0	925	0	0	0	925	0.00%
Central & Branch Copiers	0	0	4,804	0	1,696	0	6,500	0.03%
Checkpoint Security System	0	669	1,708	0	0	0	2,377	0.01%
Cisco Equip (off warranty)	445	2,369	2,636	372	997	4,234	11,053	0.04%
Coin Counter	0	275	0	0	0	0	275	0.00%
DEC Hardware Maintenance	491	2,612	2,914	411	1,100	4,677	12,205	0.05%
Facsimile Machine	0	150	0	0	0	0	150	0.00%
Maintenance Copier	0	0	400	0	0	0	400	0.00%
Minolta RP605Z (5)	0	0	4,295	0	0	0	4,295	0.02%
Pitney-Bowes Mailing Machine (1)	0	1,135	0	0	0	0	1,135	0.00%
Print Shop Copier	0	700	0	0	0	0	700	0.00%
Print Shop Copier (New)	0	6,100	0	0	0	0	6,100	0.02%
Soft-Guard Software (Pitney-Bowes)	0	0	0	0	0	0	0	0.00%
Typewriters - Electric	60.00	146.00	24.00	30.00	120.00	405.00	785.00	0.00%
Carrier Chiller (Off Warranty)	1,080	4,948	3,027	810	135	0	10,000	0.04%
Fire Alarms & Clock Systems	1,260	5,773	3,526	946	2,995	0	14,500	0.06%
NEW Emergency Generator Maintenance	168	772	473	126	21	0	1,560	0.01%
Walkie-Talkie	0	0	500	0	0	0	500	0.00%

BUFFALO & ERIE COUNTY PUBLIC LIBRARY

2006 System-Wide Budget (County SAP Financial System Plus Contracting Library Direct Revenue and Expense)

Account Description	System Admin	Library System Services	Central Library Public Services	Extension Services/ Institutions/ Outreach	Buffalo Branches	Suburban Contract Libraries	TOTAL Budget	% of Grand Total
UPS Maintenance	484	2,222	1,358	364	61	0	4,489	0.02%
MAINTENANCE CONTRACTS	7,929	48,804	52,928	6,351	9,554	13,316	138,882	0.54%
REPAIRS & MAINTENANCE CONTRACTS - Contr Libs.								
Other Supplies & Materials - Contracts	0	0	0	0	0	19,979	19,979	0.08%
Equipment Contracts	0	0	0	0	0	15,106	15,106	0.06%
REPAIRS & MAINTENANCE CONTRACTS - Contr Libs.	0	0	0	0	0	35,085	35,085	0.14%
TOTAL MAINTENANCE CONTRACTS	7,929	48,804	52,928	6,351	9,554	48,401	173,967	0.68%
OTHER EXPENSES								
Display Materials (Community Relations)	0	13,000	0	0	0	0	13,000	0.05%
Book Care Supplies	0	60,000	0	0	0	0	60,000	0.23%
Book Pockets	0	2	248	15	15	70	350	0.00%
Cassette Storage Cases 2&4 Ea	0	12	1,418	86	81	403	2,000	0.01%
Media Bags	0	3	357	21	20	99	500	0.00%
Miscellaneous (Plastic Library Bags)	0	15	1,769	107	104	505	2,500	0.01%
Plastic Library Cards	0	0	786	255	680	6,079	7,800	0.03%
Plastic Video Cases	0	52	6,381	385	368	1,814	9,000	0.04%
Video Vinyl Display Holders	0	17	2,127	128	124	604	3,000	0.01%
ADA Sign Materials (American Tactile)	0	500	0	0	0	0	500	0.00%
Promotional Materials (Community Relations)	0	7,100	0	0	0	0	7,100	0.03%
Summer Read. Prog./button/stickers	0	1,500	0	0	0	0	1,500	0.01%
Photography (Community Relations)	0	1,200	0	0	0	0	1,200	0.00%
Freight & UPS	0	4,100	0	0	0	0	4,100	0.02%
Federal Express	0	400	0	0	0	0	400	0.00%
Asset Preservation/Disposition	17,068	90,676	101,054	14,273	38,159	162,296	423,526	1.65%
Postal Meter	0	30,000	0	0	0	0	30,000	0.12%
OTHER EXPENSES	17,068	208,577	114,140	15,270	39,551	171,870	566,476	2.21%
OTHER EXPENSES - Contract Libraries	0	0	0	0	0	22,856	22,856	0.09%
CONTINGENCY - OTHER	0	0	0	0	0	693	693	0.00%
TOTAL OTHER EXPENSES	17,068	208,577	114,140	15,270	39,551	195,419	590,025	2.30%
RENTAL CHARGES	0	1,266	312	0	156	3,743	5,477	0.02%
INSURANCE PREMIUMS/AUDIT/ACCT/BANK FEES	1,278	6,807	7,953	1,068	2,894	9,600	29,600	0.12%
BUILDING IMPROVEMENTS	0	0	0	0	0	0	0	

BUFFALO & ERIE COUNTY PUBLIC LIBRARY

2006 System-Wide Budget (County SAP Financial System Plus Contracting Library Direct Revenue and Expense)

Account Description	System Admin	Library System Services	Central Library Public Services	Extension Services/ Institutions/ Outreach	Buffalo Branches	Suburban Contract Libraries	TOTAL Budget	% of Grand Total
LAB & TECHNICAL EQUIPMENT								
Security Software Updates; Microsoft licensing updates	1,280	8,452	14,698	1,447	18,334	44,569	88,780	0.35%
Microcomputers	1,304	5,975	3,644	978	3,099	0	15,000	0.06%
LAB & TECHNICAL EQUIPMENT	2,584	14,427	18,342	2,425	21,433	44,569	103,780	0.41%
FURNITURE, FIXTURES & OFFICE EQUIPMENT	0	0	0	0	0	0	0	0.00%
BUILDINGS & GROUNDS EQUIPMENT	0	0	0	0	0	0	0	0.00%
LIBRARY BOOKS & MEDIA								
Serials (Magazines, Newspapers, Journals, Etc.)	0	1,729	238,545	37,916	19,080	152,730	450,000	1.76%
On-line Databases (News, Health, Literary, Homework, Business, etc.)	0	0	60,349	19,604	52,304	467,743	600,000	2.34%
Centrally Selected Materials (Best Sellers, Popular Titles, Media, etc.)	0	0	74,683	24,260	64,727	578,834	742,504	2.90%
Specialized Titles / Individual Orders	0	0	200,000	2,000	0	0	202,000	0.79%
LIBRARY BOOKS & MEDIA	0	1,729	573,577	83,780	136,111	1,199,307	1,994,504	7.79%
INTERFUND DEBT SERVICE (RETIREMENT)	9,490	50,418	56,189	7,936	21,218	90,241	235,492	0.92%
INTERFUND UTILITY EXPENDITURES								
Fuel Oil	2,283	12,125	13,522	1,908	162	0	30,000	0.12%
Natural Gas	5,560	29,531	32,933	4,647	45,291	177,172	295,134	1.15%
Electricity	38,818	206,156	229,919	32,442	93,825	468,777	1,069,937	4.18%
INTERFUND UTILITY EXPENDITURES	46,661	247,812	276,374	38,997	139,278	645,949	1,395,071	5.45%
ID LIBRARY SERVICES								
Interfund Transfer: E C Holding Center	0	0	0	(110,471)	0	0	(110,471)	-0.43%
Interfund Transfer: Correctional Facility	0	0	0	(180,376)	0	0	(180,376)	-0.70%
Interfund Transfer: Court Storage	(615)	(3,271)	(3,648)	(515)	(44)	0	(8,093)	-0.03%
ID LIBRARY SERVICES	(615)	(3,271)	(3,648)	(291,362)	(44)	0	(298,940)	-1.17%
INTERFUND EXPENDITURES NON-SUBSIDY (DISS)								
Telecommunications	5,164	42,304	40,296	5,803	641	0	94,208	0.37%
Payroll Distribution (Formerly Data Processing)	996	8,163	7,747	1,121	2,370	4,240	24,637	0.10%
SAP Support Costs	1,790	9,504	10,591	1,497	4,000	17,018	44,400	0.17%
Fuel Management	0	11,892	0	1,830	4,573	0	18,295	0.07%
Purchasing	844	4,484	4,996	705	1,887	8,024	20,940	0.08%
Mail (ID Cards)	76	626	597	86	9	0	1,394	0.01%
Print & Copy	0	8,532	0	0	0	0	8,532	0.03%
E-mail (Formerly Operations)	20	156	149	21	2	0	348	0.00%
Messenger Service	96	509	568	80	7	0	1,260	0.00%
Records Storage	96	509	568	80	7	0	1,260	0.00%
Infrastructure	52	278	311	44	4	0	689	0.00%
INTERFUND EXPENDITURES NON-SUBSIDY (DISS)	9,134	86,957	65,823	11,267	13,500	29,282	215,963	0.84%
SYSTEM OPERATING GRAND TOTALS	963,219	5,388,460	6,451,400	618,498	2,304,548	9,873,101	25,599,226	100.00%
Percent Share of Total Expenditures	3.8%	21.0%	25.2%	2.4%	9.0%	38.6%	100.0%	

BUFFALO & ERIE COUNTY PUBLIC LIBRARY

2006 System-Wide Budget (County SAP Financial System Plus Contracting Library Direct Revenue and Expense)

Account Description	System Admin	Library System Services	Central Library Public Services	Extension Services/ Institutions/ Outreach	Buffalo Branches	Suburban Contract Libraries	TOTAL Budget	% of Grand Total
Operating Revenue								
Library Real Property Tax	662,203	3,665,320	6,066,069	605,210	2,011,336	8,661,695	21,671,833	84.66%
Use of Fund Balance - Unrestricted	20,695	115,773	138,609	13,288	49,513	212,122	550,000	2.15%
State Aid - Fr Lib Incl Incentive Aid	280,321	1,568,178	0	0	0	0	1,848,499	7.22%
State Aid - To Member Libraries *	0	0	0	0	96,572	193,501	290,073	1.13%
Federal Aid - Other	0	0	0	0	0	0	0	0.00%
Library Charges-Fines	0	0	203,770	0	124,519	762,063	1,090,352	4.26%
Refunds From Contract Libraries	0	0	0	0	0	0	0	0.00%
Inter Library Loan Shipping Reimbursement (WNYLR)	0	2,100	0	0	0	0	2,100	0.01%
Rent Real Property - Auditorium	0	5,000	0	0	0	0	5,000	0.02%
Commissions - Telephone Booths / Food Services	0	6,598	7,902	0	0	0	14,500	0.06%
Other Dept Income - Copies	0	0	16,879	0	5,951	11,578	34,408	0.13%
Refund of Prior Year Expenses	0	10,000	0	0	0	0	10,000	0.04%
Interest & Earnings Regular	0	15,000	0	0	0	5,558	20,558	0.08%
Miscellaneous Receipts	0	0	0	0	0	0	0	0.00%
NSF Check Fees	0	15	0	0	0	0	15	0.00%
Minor Sale - Other	0	0	12,405	0	10,595	391	23,391	0.09%
Minor Sale - Book Bags	0	0	702	0	298	0	1,000	0.00%
Minor Sale - Printing	0	0	5,064	0	5,764	26,193	37,021	0.14%
Refund - Contract Library Retirement	0	476	0	0	0	0	476	0.00%
	963,219	5,388,460	6,451,400	618,498	2,304,548	9,873,101	25,599,226	100.00%
Percent Share of Property Tax Levy	3.06%	16.91%	27.99%	2.79%	9.28%	39.97%	100.0%	

RESOLUTION 2005-59

WHEREAS, the Library and its patrons have suffered through 2005 budget reductions resulting from the Property Tax for Library Purposes being reduced more than \$2.5 million and the lack of new library materials (books, magazines, books on tape/CD, CDs, DVDs, electronic databases, etc.) resulting from the County's failure to issue bonds to support the 2005 Adopted Erie County Capital Budget's \$5 million allocation for said library materials, and

WHEREAS, in a letter dated July 6, 2005, County Executive Giambra requested the Library, within 30 days, submit a draft . . . *balanced fiscal plan that includes:*

- *Holding the library property tax levy constant at the 2005 level for FY 06'.*
- *A program for addressing the issues raised in the Cohen report (and subsequent documents) regarding branches, specialization and services.*
- *A purposeful listing of funding needed to re-engineer the Buffalo and Erie County Library system over the 3 subsequent years of the fiscal plan. The ECFSA legislation allows for up to \$10 million per year for re-engineering initiatives. I would support some portion of that funding being designated for library re-engineering, and*

WHEREAS, the Library delivered its Four Year Plan and Budget within both the time and appropriation limits as contained in Resolution 2005-34, approved on August 4, 2005, and

WHEREAS, the Board's Planning Committee worked throughout the summer to address the service implications of reduced county funding, and

WHEREAS, after multiple meetings, including the receipt of passionate oral and written public comment, the Planning Committee forwarded a recommendation to fund 36 libraries in 2006 to the full Board of Trustees for formal action, and

WHEREAS, after additional public testimony and consideration, the full board on September 1, 2005 adopted Resolution 2005-36 approving a plan to fund 36 of the system's 52 libraries *based upon anticipated county support expected to be \$7 million less than the \$28.7 million provided in Library Tax and Library Materials funding in 2004, and*

WHEREAS, on August 2nd, the library received budget instructions for preparing a formal 2006 budget request conforming to the County Executive's guidelines and at an August 23, 2005 meeting with County budget staff, these guidelines were again confirmed and a budget request due date of September 2, 2005 was assigned, and

WHEREAS, consistent with Resolution 2005-36, the Board of Trustees on September 1, 2005 approved Resolution 2005-40, the Library's 2006 Budget Request, subsequently modifying same via Resolution 2005-43 approved by the Board on September 15, 2005, and

WHEREAS, the Library's budget request was accepted without change in the County Executive's 2006 Proposed Budget, and

WHEREAS, on November 15, 2005, the Erie County Legislature adopted a 2006 County Budget which also made no changes to the request, providing \$21.7 million in property tax for library purposes and no capital funds for library materials, and

WHEREAS, ***this amount is \$7 million and 24.5% less in operating and library materials support than the Library received in 2004 and reduces county funding to the level provided ten years ago***, and

WHEREAS, within this reduced allocation, the Library must generate the necessary operating savings to absorb library materials funding back into the operating budget, to offset the growing cost of health insurance and retirement and to offset anticipated termination, unemployment insurance and related one-time downsizing costs, and revenue losses that may result from these reductions, and

WHEREAS, because of the need to absorb up to \$2 million in one-time downsizing costs, the amount carved out of the operating budget for 2006 library materials purchases is \$1.994 million, \$3 million LESS than the 2005 Adopted (but not received) Capital Budget and only about half the amount needed to properly support the 36 remaining libraries funded in the 2006 proposed budget, and

WHEREAS, a funding loss of this magnitude cannot be addressed without painful adjustments to library operations throughout the County, and

WHEREAS, these difficult actions will result in loss of funding for 16 libraries and reduced hours of service and staffing throughout the rest of the System, and

WHEREAS, the County has requested to utilize Erie County Fiscal Stability Authority (ECFSA) Incentive Grant proceeds that, while not specifically identifying a library project, did include a \$3 million - \$5 million varying by year request for a "Productivity Bank" allowing departments to propose projects to make one-time investments that result in reduced expenditures on a long-term basis, and

WHEREAS, the Library's proposed \$2.5 million project to further intra/intermunicipal library consolidation projects, fits this criteria, and

WHEREAS, with any restructuring and downsizing of this scale and magnitude, the need to make adjustments to address unanticipated bargaining unit and civil service issues have and undoubtedly will continue to arise and need to be promptly addressed as implementation moves forward, now therefore be it

RESOLVED, that the Board of Trustees of the Buffalo & Erie County Public Library adopts the attached *2006 Operating and Grants Budget*, and be it further

RESOLVED, that the Board of Trustees requests the Erie County Executive and Erie County Legislature undertake the actions necessary to provide at least \$2 million of the 2005 Adopted Erie County Capital Budget's \$5 million allocation for library materials to the Library

to facilitate an orderly transition of the library materials budget back to the B&ECPL operating budget, and be it further

RESOLVED, that the Board of Trustees supports continued pursuit of Erie County Fiscal Stability Authority (ECFSA) Incentive Grant proceeds for the Library's proposed \$2.5 million project to further intra/intermunicipal library consolidation projects, and be it further

RESOLVED, that the Board of Trustees recognizes that the Director will need to implement adjustments to address unanticipated bargaining unit, civil service or related issues within the overall confines of the total personnel services budget.



BUFFALO AND ERIE COUNTY PUBLIC LIBRARY

2006 Budget

Operating and Grants - Per SAP Structure

Library Board of Trustees Resolution 2005- 59 December 15, 2005

Revenue and expense in the attached "Form-4" schedules are reported per the structure of the County's SAP financial system. Unlike the previously submitted *Four-Year Financial Plan*, in this format, expenses for contracting libraries not participating in the Centralized Human Resources Program are not shown in the various categories of expense. Rather, they are shown net of expenses supported by directly collected revenue, in the contract services account (SAP 516010).

Unfortunately, the SAP Grants Module continues to incorrectly report grant budgets (the current 2005 budget amounts do not reflect the amounts included in the County's Grant Budget or approved by the Library Board). Corrected figures are reported here.

Important note: Contract Library allocations shown in SAP account 516010 do not include costs for: library materials, technology support (on-line catalog, circulation system & high speed -T-1- Internet access), active employee and retiree health insurance, dental insurance, unemployment insurance, workers compensation insurance, most operating supplies, materials shipment, as well as natural gas utility and for all but Newstead, Concord, & West Seneca, electric utility expense. These expenses are included in the system budget. Further, contracting libraries directly collect revenue including fine, fee, photocopy and printer recovery charges that, while not reflected in the SAP financial system, do offset costs of operation and reduce the amount required to be transmitted to each contracting library through SAP account 516010.

BUFFALO AND ERIE COUNTY PUBLIC LIBRARY

2006 Budget Per Resolution 2005-59

Account Name	SAP Account	FY 2003 Actual	FY 2004 Actual	2005 Budget Adoption			2005 Changes as of 8/4/2005		2006 Erie County Budget Process			2006 Library Budget
				County CAAB	Library Board Changes	Library Brd 12/16/2004 Adpt Bdgt	2005 Amendments & Transfers	2005 Adjusted Budget SAP	Library Request Per County Library Tax Revenue Target	County Exececutive Recommend	County Legislature Adopted	
LIBRARY REAL PROPERTY TAX	400020	23,067,481	24,197,118.00	21,671,833	0	21,671,833		21,671,833	21,671,833	21,671,833	21,671,833	21,671,833
USE OF (CONTRIBUTION TO) FUND BALANCE	402190			2,240,858	(1,310,477)	930,381	658,910	1,589,291	550,000	550,000	550,000	550,000
STATE AID-FR LIB INCL INCENT AID	408140	1,848,499	1,760,039.00	1,815,006	0	1,815,006		1,815,006	1,848,499	1,848,499	1,848,499	1,848,499
STATE AID-TO MEMBER LIBRARIES	408150	290,073	276,191.00	284,222	0	284,222		284,222	290,073	290,073	290,073	290,073
STATE AID-SPECIAL MEMBER ITEMS	408160	39,000	90,000.00	0	0	0		0	0	0	0	0
FEDERAL AID OTHER		0	0.00	0	0	0		0	0	0	0	0
LIBRARY CHARGES-FINES (Central & Buffalo Libraries only)	419000	378,927	385,033.94	420,000	0	420,000		420,000	328,289	328,289	328,289	328,289
REFUNDS FROM CONTRACT LIBRARIES	419010	350,206	530,228.64	402,626	19,808	422,434		422,434	229,509	229,509	229,509	229,509
ILL SHIPPING REIMB - WNYLRC	419020	4,731	2,624.56	2,100	0	2,100		2,100	2,100	2,100	2,100	2,100
RENT RL PROP-AUDITORIUM (Central Library)	420510	4,970	4,785.00	5,000	0	5,000		5,000	5,000	5,000	5,000	5,000
COMMISSIONS-TEL BOOTH / VEND/FOOD SVC (Central & Buffa	420530	4,035	3,709.21	12,500	0	12,500		12,500	14,500	14,500	14,500	14,500
OTHER DEPT INCOME-COPIES (Central & Buffalo Libraries)	422000	52,957	45,886.22	50,000	0	50,000		50,000	22,830	22,830	22,830	22,830
REFUND OF PRIOR YEAR EXPENSES	423000	174,179	45,813.82	10,000	0	10,000		10,000	10,000	10,000	10,000	10,000
INTEREST & EARNINGS REGULAR	445030	16,913	17,694.87	25,000	0	25,000		25,000	15,000	15,000	15,000	15,000
PREMIUM ON OBLIGATIONS	445070	7,048	0.00	0	0	0		0	0	0	0	0
MISCELLANEOUS RECEIPTS (Central & Buffalo Libraries)	466000	265	4,748.20	0	0	0		0	0	0	0	0
NSF CHECK FEES (Central & Buffalo Libraries)	466010	40	100.00	15	0	15		15	15	15	15	15
MINOR SALE OTHER (Central & Buffalo Libraries)	466020	20,096	24,352.61	23,000	0	23,000	12,190	35,190	23,000	23,000	23,000	23,000
MINOR SALE BOOK BAGS (Central & Buffalo Libraries)	466030	1,084	1,355.00	1,000	0	1,000		1,000	1,000	1,000	1,000	1,000
MINOR SALE PRINTING (Central & Buffalo Libraries)	466040	16,399	21,200.00	18,000	0	18,000		18,000	10,828	10,828	10,828	10,828
REFUND CONTRACT LIB. RETIREMENT	466170	298,925	243,135.20	380,652	0	380,652		380,652	280,653	280,653	280,653	280,653
MISC. DEPARTMENTAL INCOME	467000		4,834.84	0	0	0		0	0	0	0	0
GEN OBLIGATION BOND PROCEEDS	475000	829,926	0.00	0	0	0		0	0	0	0	0
INTERFUND- REV NON-SUBSIDY	450000		6,963.01	0	0	0		0	0	0	0	0
INTERFUND- REV SUBSIDY (County Aid)	486000	223,821	20,775.00	0	0	0		0	0	0	0	0
INTERFUND-HOLDING CENTER		136,091		0	0	0		0	0	0	0	0
INTERFUND-CORRECTIONAL FACILITY		137,349		0	0	0		0	0	0	0	0
INTERFUND-COURT STORAGE				0	0	0		0	0	0	0	0
SUBTOTAL OPERATING REVENUE		27,903,015	27,686,588.12	27,361,812	(1,290,669)	26,071,143	671,100	26,742,243	25,303,129	25,303,129	25,303,129	25,303,129
ERIE COUNTY FISCAL STABILITY AUTHORITY									2,500,000	status of request not yet known		

BUFFALO AND ERIE COUNTY PUBLIC LIBRARY

2006 Budget Per Resolution 2005-59

Account Name	SAP Account	FY 2003 Actual	FY 2004 Actual	2005 Budget Adoption			2005 Changes as of 8/4/2005		2006 Erie County Budget Process			2006 Library Budget
				County CAAB	Library Board Changes	Library Brd 12/16/2004 Adpt Bdgt	2005 Amendments & Transfers	2005 Adjusted Budget SAP	Library Request Per County Library Tax Revenue Target	County Exececutive Recommend	County Legislature Adopted	
PERSONAL SERVICES (2003 all, 2004 and later Full-Time)	500000	12,836,793	11,997,649.72	12,361,010	0	12,361,010	(2,242,680)	10,118,330	7,388,916	7,388,916	7,388,916	7,388,916
PART-TIME WAGES	500010		1,757,972.98	2,508,025	0	2,508,025	(390,000)	2,118,025	1,768,916	1,768,916	1,768,916	1,768,916
REGULAR PART-TIME WAGES	500020		186,717.53	296,684	0	296,684	50,000	346,684	461,843	461,843	461,843	461,843
SEASONAL EMPLOYEE WAGES	500030		137,520.87	151,425	0	151,425	40,000	191,425	37,771	37,771	37,771	37,771
SHIFT DIFFERENTIAL	500300		12,083.92	18,300	0	18,300		18,300	15,684	15,684	15,684	15,684
HOLIDAY WORKED	500330		14,283.17	14,600	0	14,600		14,600	23,682	23,682	23,682	23,682
OTHER EMPLOYEE PAYMENTS	500350		67,281.10	50,000	0	50,000		50,000	12,330	12,330	12,330	12,330
OVERTIME	501000	166,759	183,994.38	157,165	0	157,165		157,165	132,044	132,044	132,044	132,044
FRINGE BENEFITS: Include employer costs for Retirement, Medical & Dental Insurance, Retiree Health Insurance, Unemployment Ins. and Workers Compensation Expense for all libraries (including suburban contracting libraries) and FICA (Social Security/Medicare for employees of the Central Library, System Support, Buffalo Branch, and contracting libraries participating in the Centralized Human Resources Program)	502000	4,715,463	4,451,707.34	5,020,702	154,517	5,175,219	895,349	6,070,568	6,420,600	6,420,600	6,420,600	6,420,600
REDUCTIONS FRM PRSNL SVS ACCT	504990	0	0.00	(1,453,503)	(1,073,541)	(2,527,044)	1,501,677	(1,025,367)	425,000	425,000	425,000	425,000
CONTRACTURAL SALARY RESERVES	504992		0.00	152,089	0	152,089		152,089	0	0	0	0
OFFICE SUPPLIES	505000	84,886	80,710.70	116,450	0	116,450		116,450	88,550	88,550	88,550	88,550
CLOTHING SUPPLIES	505200	1,529	1,761.89	2,325	0	2,325		2,325	2,325	2,325	2,325	2,325
AUTO SUPPLIES	505600	3,499	5,222.37	3,950	0	3,950		3,950	3,950	3,950	3,950	3,950
MEDICAL SUPPLIES	505800	237	2,129.71	2,950	0	2,950		2,950	2,950	2,950	2,950	2,950
REPAIRS & MAINTENANCE	506200	562,918	302,340.15	120,475	0	120,475		120,475	119,675	119,675	119,675	119,675
MAINTENANCE SUPPLIES		39,457	0.00	0	0	0		0	0	0	0	0
HIGHWAY SUPPLIES	506400	4,268	3,360.18	3,350	0	3,350		3,350	3,000	3,000	3,000	3,000
LOCAL MILEAGE REIMBURSEMENT	510000	4,812	2,882.18	4,500	0	4,500		4,500	3,500	3,500	3,500	3,500
OUT OF AREA TRAVEL	510100	16,970	21,382.60	34,525	0	34,525		34,525	34,525	34,525	34,525	34,525
TRAINING & EDUCATION	510200		14,017.55	44,453	0	44,453		44,453	25,318	25,318	25,318	25,318
UTILITY CHARGES (Water/Sewer/Cellphone/Data Lines and Internet Access which moved to this acct in SAP) See Enterprise Utility for Electric, NGas & Fuel Oil	515000	99,134	141,733.32	155,148	0	155,148		155,148	119,578	119,578	119,578	119,578

BUFFALO AND ERIE COUNTY PUBLIC LIBRARY

2006 Budget Per Resolution 2005-59

Account Name	SAP Account	FY 2003 Actual	FY 2004 Actual	2005 Budget Adoption			2005 Changes as of 8/4/2005		2006 Erie County Budget Process			2006 Library Budget
				County CAAB	Library Board Changes	Library Brd 12/16/2004 Adpt Bdgt	2005 Amendments & Transfers	2005 Adjusted Budget SAP	Library Request Per County Library Tax Revenue Target	County Exececutive Recommend	County Legislature Adopted	
AMHERST PUBLIC ₂	516010	1,641,599	1,509,720.00	1,319,870	(93,646)	1,226,224	(66,981)	1,159,243	1,117,186	1,117,186	1,117,186	1,117,186
ANGOLA PUBLIC ₂	516010	62,457	63,506.00	43,740	10,450	54,190	(3,656)	50,534	44,512	44,512	44,512	44,512
AURORA TOWN PUBLIC _{1,2}	516010	11,500	0.00	0	0	0	0	0	0	0	0	0
BOSTON FREE ₂	516010	78,004	61,334.00	62,254	0	62,254	(4,213)	58,041	46,467	46,467	46,467	46,467
CHEEKTOWAGA PUBLIC ₂	516010	1,172,805	1,093,361.00	961,141	(90,650)	870,491	(60,248)	810,243	589,222	589,222	589,222	589,222
CLARENCE PUBLIC ₂	516010	369,202	332,635.00	331,323	(36,836)	294,487	(12,613)	281,874	244,597	244,597	244,597	244,597
COLLINS PUBLIC _{1,2}	516010	0	0.00	0	0	0	0	0	0	0	0	0
CONCORD PUBLIC ₂	516010	95,907	100,141.00	98,399	(5,727)	92,672	(5,814)	86,858	74,934	74,934	74,934	74,934
EDEN PUBLIC ₂	516010	71,925	71,282.00	71,586	(3,463)	68,123	(5,117)	63,006	57,250	57,250	57,250	57,250
ELMA PUBLIC ₂	516010	244,752	251,883.00	213,359	0	213,359	(13,012)	200,347	143,279	143,279	143,279	143,279
GOWANDA FREE (B&ECPL finding ceased after 2000)		0	0.00	0	0	0	0	0	0	0	0	0
EWELL FREE-ALDEN ₂	516010	81,234	64,054.00	55,096	0	55,096	(4,736)	50,360	47,816	47,816	47,816	47,816
GRAND ISLAND MEMORIAL _{1,2}	516010	286,776	0.00	0	0	0	0	0	0	0	0	0
HAMBURG PUBLIC ₂	516010	774,919	711,638.00	584,040	(44,991)	539,049	(30,324)	508,725	321,807	321,807	321,807	321,807
LACKAWANNA PUBLIC ₂	516010	238,943	237,288.00	216,381	0	216,381	(11,056)	205,325	179,671	179,671	179,671	179,671
LANCASTER PUBLIC _{1,2}	516010	10,000	29,000.00	0	0	0	0	0	0	0	0	0
MARILLA FREE _{1,2}	516010	15,984	2,445.00	0	0	0	0	0	1,770	1,770	1,770	1,770
NEWSTEAD PUBLIC - AKRON _{1,2}	516010	48,989	0.00	0	0	0	10,000	10,000	0	0	0	0
NORTH COLLINS PUBLIC ₂	516010	61,847	57,165.00	48,058	0	48,058	(3,203)	44,855	43,493	43,493	43,493	43,493
ORCHARD PARK PUBLIC _{1,2}	516010	405,065	373,217.00	373,923	(31,118)	342,805	(25,045)	317,760	0	0	0	0
TONAWANDA PUBLIC CITY _{1,2}	516010	0	0.00	0	0	0	10,000	10,000	0	0	0	0
TONAWANDA TOWN PUBLIC _{1,2}	516010	1,315,852	299,833.75	0	0	0	20,000	20,000	0	0	0	0
WEST SENECA PUBLIC ₂	516010	396,307	356,730.00	340,783	(30,670)	310,113	(18,682)	291,431	226,027	226,027	226,027	226,027

Important Notes: 1) The Aurora, Lancaster and City of Tonawanda Libraries have participated in Centralized Human Resources (CHR) Program since mid-2001, the Collins and Marilla libraries since mid-2002, the Newstead and Grand Island Libraries joined during 2003, the Town of Tonawanda Library joined during 2004 and the Orchard Park Library joined in Fall 2005. These expenses are budgeted in the system personnel accounts rather than in the contract line. Under CHR the B&ECPL and Erie County provide payroll and benefit administration services, which are paid directly out of the system budget using the County's SAP financial system. Contracting libraries not participating in CHR, maintain their own salary/wage budgets supported by directly collected revenue and the contract allocation shown in SAP account 516010.

2) Contract Library allocations shown in SAP account 516010 **do not include** costs for: library materials, technology support (on-line catalog, circulation system & high speed -T-1-Internet access), active employee and retiree health insurance, dental insurance, unemployment insurance, workers compensation insurance, most operating supplies, materials shipment, as well as natural gas utility and for all but Newstead, Concord, & West Seneca, electric utility expense. These expenses are included in the system budget. Further, contracting libraries directly collect revenue including fine, fee, photocopy and printer recovery charges that, while not reflected in the SAP financial system, do offset costs of operation and reduce the amount required to be transmitted to each contracting library through SAP account 516010.

BUFFALO AND ERIE COUNTY PUBLIC LIBRARY

2006 Budget Per Resolution 2005-59

Account Name	SAP Account	FY 2003 Actual	FY 2004 Actual	2005 Budget Adoption			2005 Changes as of 8/4/2005		2006 Erie County Budget Process			2006 Library Budget
				County CAAB	Library Board Changes	Library Brd 12/16/2004 Adpt Bdgt	2005 Amendments & Transfers	2005 Adjusted Budget SAP	Library Request Per County Library Tax Revenue Target	County Exececutive Recommend	County Legislature Adopted	
PROF SERV CONTRACT & FEES	516020		392,101.48	776,110	0	776,110	29,264	805,374	715,679	715,679	715,679	715,679
DUES & FEES		78,129	0.00	0	0	0		0	0	0	0	0
MAINTENANCE CONTRACTS	516030		268,950.89	140,546	0	140,546		140,546	138,882	138,882	138,882	138,882
OTHER EXPENSES	530000	409,597	141,549.99	148,200	0	148,200		148,200	566,476	566,476	566,476	566,476
RENTAL CHARGES	545000	35,921	38,321.18	41,316	0	41,316		41,316	1,734	1,734	1,734	1,734
INSURANCE PREMIUMS	555050		0.00	20,000	0	20,000		20,000	20,000	20,000	20,000	20,000
BUILDING IMPROVEMENTS	561250		0.00	0	0	0		0	0	0	0	0
LAB & TECH EQUIP	561410	257,590	21,817.52	3,780	0	3,780		3,780	103,780	103,780	103,780	103,780
FURNITURE, FIXTURES & OFFICE EQUIPMENT	561420	(6,196)	120.75	0	0	0		0	0	0	0	0
BUILDINGS & GROUNDS EQUIPMENT	561430	0	3,603.17	0	0	0		0	0	0	0	0
MOTOR VEHICLE EQUIPMENT	561440	0	0.00	0	0	0		0	0	0	0	0
LIBRARY BOOKS & MEDIA	561450	(3,183)	451,161.05	200,000	0	200,000	1,012,190	1,212,190	1,994,504	1,994,504	1,994,504	1,994,504
INTERFUND-ROAD/TRANS-SUBS	570000	0	26,842.92	0	0	0		0	0	0	0	0
INTERFUND-DEBT SERVICE	570040	0	0.00	235,492	0	235,492		235,492	235,492	235,492	235,492	235,492
INTERFUND-UTILITY ENTERPRISE FUND for Electric, NGas & Fuel Oil (Most Contract Libraries are included in the Electric and Ngas Pools)	575000	1,153,627	1,298,863.37	1,386,038	(44,994)	1,341,044		1,341,044	1,381,371	1,381,371	1,381,371	1,381,371
INTERFUND-LIBRARY GRANTS			0.00	0	0	0		0	0	0	0	0
INTERDEPT-LIBRARY SERVICES (To Corrections Center, Holding Facility and Buildings & Grounds (Court Storage)	942000		(282,357.00)	(290,209)	0	(290,209)		(290,209)	(298,940)	(298,940)	(298,940)	(298,940)
INTERDEPT-DISS	980000	151,594	167,937.59	215,963	0	215,963		215,963	215,963	215,963	215,963	215,963
TOTAL OPERATING EXPENDITURES		27,997,871	27,528,897.32	27,361,812	(1,290,669)	26,071,143	671,100	26,742,243	25,303,129	25,303,129	25,303,129	25,303,129
ERIE COUNTY FISCAL STABILITY AUTHORITY									2,500,000	status of request not yet known		

BUFFALO AND ERIE COUNTY PUBLIC LIBRARY

2006 Budget Per Resolution 2005-59

Account Name	SAP Account	FY 2003 Actual	FY 2004 Actual	2005 Budget Adoption			2005 Changes as of 8/4/2005		2006 Erie County Budget Process			2006 Library Budget
				County CAAB	Library Board Changes	Library Brd 12/16/2004 Adpt Bdgt	2005 Amendments & Transfers	2005 Adjusted Budget SAP	Library Request Per County Library Tax Revenue Target	County Exececutive Recommend	County Legislature Adopted	
Fringe Benefits	502000	(22,275.12)	(7,015.69)				(13,628)	(13,628)	0			0
Employer FICA - REGULAR	502010	816,357.53	883,741.02			831,883		831,883	636,504			636,504
Employer FICA - MEDICARE	502020	191,506.72	207,207.70			200,782		200,782	148,860			148,860
Employee Health Insurance	502030	1,424,971.15	1,762,582.38			2,188,749		2,188,749	1,730,864			1,730,864
Dental Plan	502040	104,201.94	120,928.28			138,591		138,591	120,197			120,197
Workers Compensation	502050	33,786.91	29,951.70			35,457		35,457	30,371			30,371
Unemployment Insurance	502060	11,463.05	10,511.37			20,455	328,842	349,297	1,230,277			1,230,277
Hospital & Medical - Retirees	502070	370,123.00	478,455.82			437,110		437,110	793,590			793,590
Health Insurance Waiver (Incl: 117)	502080	47,570.89	13,659.52			50,808		50,808	41,514			41,514
Health Insurance Waiver - Single	502090	0.00	15,277.80			0		0	0			0
Retirement	502100	1,736,330.18	935,055.01			1,269,409	580,135	1,849,544	1,686,669			1,686,669
Flex Benefit Spending	502110	1,427.00	1,351.96			1,975		1,975	1,754			1,754
Total Fringe Benefit Detail:		4,715,463.25	4,451,706.87	5,020,702	154,517	5,175,219	895,349	6,070,568	6,420,600			6,420,600

Erie County's Proposed and Adopted Budgets are not presented at this level of detail.

BUFFALO AND ERIE COUNTY PUBLIC LIBRARY

2006 Grants Budget Per Resolution 2005-59

Grant Name	2005 Budget	2006 Budget
	2005 Corrected Budget	
Central Library Development Aid		
NEW YORK STATE AID	309,947	304,085
USE OF AVAILABLE FUND BALANCE	0	0
Total Revenue:	309,947	304,085
FULL-TIME SALARIES	219,066	171,819
PART-TIME WAGES	28,023	62,366
FRINGE BENEFITS	62,858	69,900
Total Expense:	309,947	304,085
Central Library Book Aid		
NEW YORK STATE AID	71,500	71,500
Total Revenue:	71,500	71,500
LIBRARY BOOKS & MEDIA	71,500	71,500
Total Expense:	71,500	71,500
Continuity of Service		
NEW YORK STATE AID	50,000	50,000
Total Revenue:	50,000	50,000
PART-TIME WAGES	45,153	43,075
FRINGE BENEFITS	4,847	6,925
Total Expense:	50,000	50,000
Coordinated Outreach		
NEW YORK STATE AID	168,914	166,535
USE OF AVAILABLE FUND BALANCE	156,604	0
Total Revenue:	325,518	166,535
FULL-TIME SALARIES	242,633	124,126
FRINGE BENEFITS	62,291	42,409
OFFICE SUPPLIES	3,185	
REPAIRS & MAINTENANCE SUPPLIES	1,510	
OUT OF AREA TRAVEL	1,896	
OTHER EXPENSES	4,122	
FURNITURE & FIXTURES	1,341	
LAB & TECHNICAL EQUIPMENT	7,067	
LIBRARY BOOKS & MEDIA	1,473	
Total Expense:	325,518	166,535
Library Automation Aid		
NEW YORK STATE AID	76,500	76,500
Total Revenue:	76,500	76,500
FULL-TIME SALARIES	72,579	44,127
REGULAR PT WAGES		27,347
FRINGE BENEFITS	3,921	5,026
Total Expense:	76,500	76,500

BUFFALO AND ERIE COUNTY PUBLIC LIBRARY

2006 Grants Budget Per Resolution 2005-59

Grant Name	2005 Budget	2006 Budget
	2005 Corrected Budget	
State Correctional Facilities		
NEW YORK STATE AID	37,028	39,942
USE OF AVAILABLE FUND BALANCE	102,673	0
Total Revenue:	139,701	39,942
PERSONAL SERVICES	64,207	
PART-TIME WAGES		18,491
FRINGE BENEFITS	10,077	2,396
REPAIRS & MAINTENANCE SUPPLIES	1,182	
OUT OF AREA TRAVEL	1,250	
TRAINING AND EDUCATION	1,200	1,200
PROF SERVICES & FEES	2,738	
OHER EXPENSES	6,136	
LAB & TECHNICAL EQUIPMENT	11,646	
LIBRARY BOOKS & MEDIA	44,179	17,855
Total Expense:	142,615	39,942
County Correctional Facilities		
NEW YORK STATE AID	8,573	8,511
USE OF AVAILABLE FUND BALANCE	50,605	0
Total Revenue:	59,178	8,511
PERSONAL SERVICES	26,256	
PART-TIME WAGES		4,719
FRINGE BENEFITS	2,703	617
OFFICE SUPPLIES	1,847	321
REPAIRS & MAINTENANCE SUPPLIES	818	
TRAVEL & MILEAGE	250	
OUT OF AREA TRAVEL	2,113	
OHER EXPENSES	13,541	1,214
BUILDING & GROUNDS EXP	214	
FURNITURE & FIXTURES	470	
LAB & TECHNICAL EQUIPMENT	6,830	
LIBRARY BOOKS & MEDIA	4,136	1,640
Total Expense:	59,178	8,511
TOTAL GRANTS		
NEW YORK STATE AID	722,462	717,073
USE OF AVAILABLE FUND BALANCE	309,882	0
	1,032,344	717,073

THIS PAGE INTENTIONALLY BLANK