



PUBLIC ACCESS COMPUTER STATISTICS


May 2005

Executive Summary


Registered Sessions	<i>May 2005</i>	<i>May 2004</i>		<i>Jan-May 2005</i>	<i>Jan-May 2004</i>	
Contract Libraries	16,082	16,724	-3.8%	79,431	84,145	-5.6%
City Branches	6,667	8,294	-19.6%	34,281	39,317	-12.8%
Central Library	6,298	5,780	9.0%	30,006	29,370	2.2%
System Total	29,047	30,798	-5.7%	143,718	152,832	-6.0%
Sessions/PAC*	<i>May 2005</i>			<i>Jan-May 2005</i>		
Contract Libraries	73			359.4		
City Branches	47			241.4		
Central Library	101.6			484.0		
System	68.3			338.2		

*PAC = Public Access Computer


Registered Public Access Computer Sessions

 Library	May 2005			May 2004	Change	Jan - May 2005			Jan - May 2004	Change
	Adult Sessions	Juvenile Sessions	Total Sessions	Total Sessions		Adult Sessions	Juvenile Sessions	Total Sessions	Total Sessions	
Ewell (Alden)	148	25	173	127	36.2%	522	110	632	543	16.4%
<i>Amherst</i>										
Audubon	1,343	76	1,419	1,472	-3.6%	6,694	488	7,182	6,829	5.2%
Clearfield	683	69	752	1,002	-25.0%	3,644	359	4,003	4,472	-10.5%
Egbertsville-Snyder	248	9	257	313	-17.9%	1,284	53	1,337	1,552	-13.9%
Williamsville	342	8	350	405	-13.6%	1,594	27	1,621	1,880	-13.8%
Angola	229	75	304	249	22.1%	1,096	272	1,368	1,274	7.4%
<i>Aurora</i>										
East Aurora	545	16	561	422	32.9%	2,591	142	2,733	2,180	25.4%
West Falls	26	3	29	36	-19.4%	149	14	163	157	3.8%
Boston	74	44	118	59	100.0%	363	113	476	222	114.4%
<i>Cheektowaga</i>										
Julia Boyer Reinstein	734	50	784	882	-11.1%	3,826	312	4,138	4,516	-8.4%
North	201	22	223	324	-31.2%	1,388	373	1,761	1,506	16.9%
Reinstein Memorial	810	49	859	884	-2.8%	3,923	297	4,220	4,489	-6.0%
South	145	8	153	164	-6.7%	671	57	728	889	-18.1%
Clarence	484	73	557	463	20.3%	2,293	312	2,605	2,147	21.3%
Collins	150	160	310	225	37.8%	747	696	1,443	1,095	31.8%
Concord	273	70	343	364	-5.8%	1,411	366	1,777	1,670	6.4%
Eden	125	34	159	116	37.1%	547	121	668	703	-5.0%
Elma	222	53	275	267	3.0%	1,080	213	1,293	1,237	4.5%
Grand Island Memorial	305	36	341	459	-25.7%	1,499	228	1,727	2,095	-17.6%
<i>Hamburg</i>										
Blasdell	183	34	217	296	-26.7%	853	180	1,033	1,341	-23.0%
Hamburg	724	76	800	1,012	-20.9%	3,508	387	3,895	6,734	-42.2%
Lake Shore	230	31	261	408	-36.0%	1,385	191	1,576	1,957	-19.5%
Lackawanna	482	78	560	471	18.9%	2,257	408	2,665	2,372	12.4%
<i>Lancaster</i>										
Depew	247	8	255	249	2.4%	1,232	48	1,280	1,321	-3.1%
Lancaster	464	39	503	557	-9.7%	2,206	178	2,384	2,960	-19.5%
Marilla	82	49	131	90	45.6%	346	190	536	419	27.9%
Newstead (Akron)	311	165	476	395	20.5%	1,281	729	2,010	1,767	13.8%
North Collins	83	36	119	116	2.6%	294	163	457	548	-16.6%
Orchard Park	1,028	284	1,312	1,001	31.1%	4,595	1,200	5,795	5,073	14.2%
City of Tonawanda	397	54	451	487	-7.4%	1,964	344	2,308	2,313	-0.2%
<i>Town of Tonawanda</i>										
Brighton	267	28	295	343	-14.0%	1,309	189	1,498	1,628	-8.0%
Greenhaven	199	13	212	348	-39.1%	1,062	56	1,118	1,689	-33.8%
Kenilworth	332	45	377	348	8.3%	1,552	227	1,779	1,637	8.7%
Kenmore	634	77	711	1,310	-45.7%	3,593	373	3,966	7,137	-44.4%
Sheridan Parkside	199	22	221	176	25.6%	858	239	1,097	1,034	6.1%
West Seneca	1,135	79	1,214	884	37.3%	5,654	505	6,159	4,759	29.4%

Registered Public Access Computer Sessions

 Library	May 2005		Jan - May 2005
	Number of PACs	Sessions/PAC	Sessions/PAC
Ewell (Alden)	4	43.3	158.0
<i>Amherst</i>			
Audubon	9	157.7	798.0
Clearfield	7	107.4	571.9
Eggertsville-Snyder	4	64.3	334.3
Williamsville	4	87.5	405.3
Angola	6	50.7	228.0
<i>Aurora</i>			
East Aurora	3	187.0	911.0
West Falls	3	9.7	54.3
Boston	3	39.3	158.7
<i>Cheektowaga</i>			
Julia Boyer Reinstein	9	87.1	459.8
North	3	74.3	587.0
Reinstein Memorial	6	143.2	703.3
South	3	51.0	242.7
Clarence	10	55.7	260.5
Collins	8	38.8	180.4
Concord	7	49.0	253.9
Eden	4	39.8	167.0
Elma	7	39.3	184.7
Grand Island Memorial	7	48.7	246.7
<i>Hamburg</i>			
Blasdell	3	72.3	344.3
Hamburg	8	100.0	486.9
Lake Shore	5	52.2	315.2
Lackawanna	8	70.0	333.1
<i>Lancaster</i>			
Depew	5	51.0	256.0
Lancaster	8	62.9	298.0
Marilla	4	32.8	134.0
Newstead (Akron)	6	79.3	335.0
North Collins	6	19.8	76.2
Orchard Park	10	131.2	579.5
City of Tonawanda	6	75.2	384.7
<i>Town of Tonawanda</i>			
Brighton	6	49.2	249.7
Greenhaven	5	42.4	223.6
Kenilworth	6	62.8	296.5
Kenmore	11	64.6	360.5
Sheridan Parkside	6	36.8	182.8
West Seneca	11	110.4	559.9

Registered Public Access Computer Sessions

 Library	May 2005		Jan - May 2005
	Number of PACs	Sessions/PAC	Sessions/PAC
<i>Buffalo</i>			
Cazenovia	7	64.4	325.3
Crane	11	75.6	378.1
Dudley	9	48.7	268.2
East Clinton	9	33.7	154.7
East Delavan	19	24.5	157.8
Fairfield	7	54.1	307.0
Fronczak	11	27.1	168.4
Kensington	9	36.9	203.7
King	7	17.0	75.6
Mead	9	23.1	106.8
Niagara	9	67.3	315.1
North Jefferson	5	103.6	449.4
North Park	11	53.0	263.2
Northwest	7	77.4	379.4
Riverside	12	49.3	256.8
<i>Central</i>			
B S T	19	82.7	408.3
Children's	6	31.3	180.0
HSS	31	133.2	624.3
Popular Materials			
GRO	6	68.5	301.8
System Total	425	68.3	338.2
Contract Library Total	221	72.8	359.4
City Branch Total	142	47.0	241.4
Central Library	62	101.6	484.0
PAC = Public Access Computer			



Public Access Computer Statistics Footnotes 2005

*Youth Resource Center computers were added to all locations during Fall 2001. These computers do **not** require registration before use and are not tracked in these statistics. Therefore, juvenile computer use statistics are underreported.*

2005

System: Many units have new or reduced hours in 2005 because of the reduced budget.

- Central: All PAC workstations were removed from Popular Materials in mid-December 2004 and relocated in BST & HSS.
- Elma: March 28 - May 25, Main entrance closed for repairs, disrupting accessibility to the library and meeting room.

2004

A clarification of the definition of "Public Access Computers" has resulted in a change in the Number of PAC's at some units.

Spectacular increases at many units due to faster internet connections, better computers, & gaming. Budget uncertainty may have had either a positive or negative impact depending on the unit.

- Amherst: Eggertsville Jan. 8 there were no sign-ups, all computers were down.
- Amherst: Williamsville 4/13/04 sign-in sheet is missing and not included in the totals.
- Aurora: West Falls is conducting computer classes.
- Boston: Several patrons have purchased their own computers.
- Central: Six PAC workstations were moved from POP MAT to BST & HSS in June.
- Central: Three PAC's were moved from POP MAT to HSS on Dec 7. Four became CAT. only.
- Cheektowaga: North continues to experience overflow from JBR.
- Dudley: NO computer use on Friday, May 28 due to the system shut down.
- Eden: Online school assignments continue to increase.
- East Clinton: Computers were down 6/24 (8 hrs.) & 6/26 (6 hrs.)
- East Delavan: All computers were down on May 20th from 3:00 PM - 8:00 PM due to a line problem.
- Elma: Conducting classes and overflow from JBR continues.
- Fairfield: Increased usage on Wednesdays when most branches are closed.
- Fronczak: System was down on 4/23 (1:40-6 PM) and 4/24 from (10-2:00).
- Grand Island: Local amusement park had fewer temporary workers.
- Hamburg: Conducting classes.
- Mead: Change of hours and neighborhood activities had a negative impact.
- North Collins: Sessions are fewer but longer.
- Tonawanda (Town): Brighton no apparent explanation for increase.
- Tonawanda (Town): Sheridan Parkside reports possible overflow from Kenmore.