




PUBLIC ACCESS COMPUTER STATISTICS

October 2005


Executive Summary

Registered Sessions	<i>Oct. 2005</i>	<i>Oct. 2004</i>		<i>Jan-Oct 2005</i>	<i>Jan-Oct 2004</i>	
Contract Libraries	15,746	19,043	-17.3%	165,889	180,551	-8.1%
City Branches	6,502	9,444	-31.2%	69,037	85,866	-19.6%
Central Library	6,539	6,572	-0.5%	62,469	60,181	3.8%
System Total	28,787	35,059	-17.9%	297,395	326,598	-8.9%
Sessions/PAC*	<i>Oct. 2005</i>			<i>Jan-Oct 2005</i>		
Contract Libraries	70			737.3		
City Branches	46			486.2		
Central Library	123.4			1,178.7		
System	68.5			708.1		
*PAC = Public Access Computer						


Registered Public Access Computer Sessions

 Library	October 2005			October 2004	Change	Jan - Oct 2005			Jan - Oct 2004	Change
	Adult Sessions	Juvenile Sessions	Total Sessions	Total Sessions		Adult Sessions	Juvenile Sessions	Total Sessions	Total Sessions	
Ewell (Alden)	139	31	170	108	57.4%	1,287	220	1,507	1,306	15.4%
<i>Amherst</i>										
Audubon	1,428	91	1,519	1,552	-2.1%	13,711	889	14,600	14,574	0.2%
Clearfield	681	59	740	1,007	-26.5%	7,198	682	7,880	9,560	-17.6%
Egbertsville-Snyder	241	6	247	389	-36.5%	2,633	91	2,724	3,462	-21.3%
Williamsville	317	4	321	401	-20.0%	3,265	70	3,335	3,838	-13.1%
Angola	230	51	281	337	-16.6%	2,353	603	2,956	2,879	2.7%
<i>Aurora</i>										
East Aurora	456	40	496	527	-5.9%	4,897	356	5,253	4,847	8.4%
West Falls	12	3	15	23	-34.8%	301	29	330	265	24.5%
Boston	117	34	151	113	33.6%	893	272	1,165	695	67.6%
<i>Cheektowaga</i>										
Julia Boyer Reinstein	843	131	974	1,033	-5.7%	8,022	686	8,708	9,361	-7.0%
North	134	15	149	346	-56.9%	2,298	463	2,761	3,206	-13.9%
Reinstein Memorial	802	109	911	1,000	-8.9%	8,186	665	8,851	9,587	-7.7%
South			0	214	-100.0%	1,242	140	1,382	1,930	-28.4%
Clarence	501	47	548	574	-4.5%	5,062	709	5,771	5,128	12.5%
Collins	232	168	400	251	59.4%	1,770	1,733	3,503	2,621	33.7%
Concord	291	63	354	388	-8.8%	3,009	748	3,757	3,535	6.3%
Eden	102	33	135	122	10.7%	1,214	318	1,532	1,469	4.3%
Elma	208	45	253	261	-3.1%	2,311	547	2,858	2,693	6.1%
Grand Island Memorial	309	64	373	447	-16.6%	3,307	511	3,818	4,691	-18.6%
<i>Hamburg</i>										
Blasdell	167	14	181	294	-38.4%	1,735	311	2,046	3,054	-33.0%
Hamburg	584	78	662	1,388	-52.3%	7,703	813	8,516	14,014	-39.2%
Lake Shore	268	38	306	329	-7.0%	2,766	377	3,143	4,025	-21.9%
Lackawanna	428	67	495	489	1.2%	4,382	843	5,225	4,618	13.1%
<i>Lancaster</i>										
Depew	223	8	231	344	-32.8%	2,518	129	2,647	2,957	-10.5%
Lancaster	461	24	485	612	-20.8%	4,562	411	4,973	6,691	-25.7%
Marilla	63	46	109	79	38.0%	866	477	1,343	933	43.9%
Newstead (Akron)	315	132	447	425	5.2%	3,096	1,601	4,697	4,050	16.0%
North Collins	67	27	94	156	-39.7%	732	353	1,085	1,334	-18.7%
Orchard Park	1,107	258	1,365	1,216	12.3%	10,291	2,378	12,669	10,823	17.1%
City of Tonawanda	351	44	395	536	-26.3%	3,995	639	4,634	5,192	-10.7%
<i>Town of Tonawanda</i>										
Brighton	210	17	227	399	-43.1%	2,593	355	2,948	3,726	-20.9%
Greenhaven			0	348	-100.0%	1,873	82	1,955	3,800	-48.6%
Kenilworth	290	45	335	454	-26.2%	3,198	614	3,812	3,903	-2.3%
Kenmore	855	106	961	1,616	-40.5%	7,863	827	8,690	13,671	-36.4%
Sheridan Parkside	105	56	161	201	-19.9%	1,582	633	2,215	2,282	-2.9%
West Seneca	1,142	113	1,255	1,064	18.0%	11,478	1,122	12,600	9,831	28.2%


Registered Public Access Computer Sessions

 Library	October 2005			October 2004	Change	Jan - Oct 2005			Jan - Oct 2004	Change
	Adult Sessions	Juvenile Sessions	Total Sessions	Total Sessions		Adult Sessions	Juvenile Sessions	Total Sessions	Total Sessions	
<i>Buffalo</i>										
Cazenovia	417	58	475	435	9.2%	3,998	633	4,631	4,326	7.1%
Crane	743	32	775	1,261	-38.5%	8,302	274	8,576	11,580	-25.9%
Dudley	410	90	500	649	-23.0%	4,310	621	4,931	5,585	-11.7%
East Clinton	251	69	320	306	4.6%	2,324	768	3,092	3,051	1.3%
East Delavan	639	218	857	1,086	-21.1%	4,730	1,687	6,417	9,495	-32.4%
Fairfield	94	7	101	557	-81.9%	3,111	618	3,729	5,533	-32.6%
Fronczak	181	111	292	738	-60.4%	2,222	1,283	3,505	6,265	-44.1%
Kensington	238	117	355	713	-50.2%	2,535	1,179	3,714	6,678	-44.4%
King	125	17	142	86	65.1%	1,060	212	1,272	960	32.5%
Mead	40	24	64	164	-61.0%	1,246	648	1,894	1,677	12.9%
Niagara	427	114	541	876	-38.2%	4,105	1,505	5,610	7,505	-25.2%
North Jefferson	328	109	437	405	7.9%	3,087	1,660	4,747	4,010	18.4%
North Park	591	82	673	719	-6.4%	5,056	825	5,881	7,054	-16.6%
Northwest	271	126	397	700	-43.3%	3,881	1,288	5,169	6,271	-17.6%
Riverside	392	181	573	749	-23.5%	3,974	1,895	5,869	5,876	-0.1%
<i>Central</i>										
B S T	1,577	47	1,624	1,545	5.1%	15,135	473	15,608	12,994	20.1%
Children's	0	226	226	324	-30.2%	11	2,664	2,675	3,070	-12.9%
HSS	4,152	155	4,307	3,277	31.4%	39,323	1,133	40,456	24,866	62.7%
Popular Materials			0	1,061	-100.0%	4	0	4	16,502	-100.0%
GRO	374	8	382	365	4.7%	3,596	130	3,726	2,749	35.5%
System Total	24,929	3,858	28,787	35,059	-17.9%	256,202	41,193	297,395	326,598	-8.9%
Contract Library Total	13,679	2,067	15,746	19,043	-17.3%	144,192	21,697	165,889	180,551	-8.1%
City Branch Total	5,147	1,355	6,502	9,444	-31.2%	53,941	15,096	69,037	85,866	-19.6%
Central Library	6,103	436	6,539	6,572	-0.5%	58,069	4,400	62,469	60,181	3.8%

Registered Public Access Computer Sessions

 Library	October 2005		Jan - Oct 2005
	Number of PACs	Sessions/PAC	Sessions/PAC
Ewell (Alden)	4	42.5	376.8
<i>Amherst</i>			
Audubon	9	168.8	1,622.2
Clearfield	7	105.7	1,125.7
Eggertsville-Snyder	4	61.8	681.0
Williamsville	4	80.3	833.8
Angola	6	46.8	492.7
<i>Aurora</i>			
East Aurora	6	82.7	875.5
West Falls	3	5.0	110.0
Boston	3	50.3	388.3
<i>Cheektowaga</i>			
Julia Boyer Reinstein	9	108.2	967.6
North	3	49.7	920.3
Reinstein Memorial	6	151.8	1,475.2
South	3	0.0	460.7
Clarence	10	54.8	577.1
Collins	8	50.0	437.9
Concord	7	50.6	536.7
Eden	4	33.8	383.0
Elma	7	36.1	408.3
Grand Island Memorial	7	53.3	545.4
<i>Hamburg</i>			
Blasdell	3	60.3	682.0
Hamburg	8	82.8	1,064.5
Lake Shore	5	61.2	628.6
Lackawanna	8	61.9	653.1
<i>Lancaster</i>			
Depew	5	46.2	529.4
Lancaster	8	60.6	621.6
Marilla	4	27.3	335.8
Newstead (Akron)	7	63.9	671.0
North Collins	6	15.7	180.8
Orchard Park	10	136.5	1,266.9
City of Tonawanda	6	65.8	772.3
<i>Town of Tonawanda</i>			
Brighton	6	37.8	491.3
Greenhaven	5	0.0	391.0
Kenilworth	6	55.8	635.3
Kenmore	11	87.4	790.0
Sheridan Parkside	6	26.8	369.2
West Seneca	11	114.1	1,145.5

Registered Public Access Computer Sessions

 Library	October 2005		Jan - Oct 2005
	Number of PACs	Sessions/PAC	Sessions/PAC
<i>Buffalo</i>			
Cazenovia	7	67.9	661.6
Crane	11	70.5	779.6
Dudley	9	55.6	547.9
East Clinton	9	35.6	343.6
East Delavan	19	45.1	337.7
Fairfield	7	14.4	532.7
Fronczak	11	26.5	318.6
Kensington	9	39.4	412.7
King	7	20.3	181.7
Mead	9	7.1	210.4
Niagara	9	60.1	623.3
North Jefferson	5	87.4	949.4
North Park	11	61.2	534.6
Northwest	7	56.7	738.4
Riverside	12	47.8	489.1
<i>Central</i>			
B S T	10	162.4	1,560.8
Children's	6	37.7	445.8
HSS	15	287.1	2,697.1
Popular Materials	16	0.0	0.3
GRO	6	63.7	621.0
System Total	420	68.5	708.1
Contract Library Total	225	70.0	737.3
City Branch Total	142	45.8	486.2
Central Library	53	123.4	1,178.7
PAC = Public Access Computer			



Public Access Computer Statistics Footnotes 2005

*Youth Resource Center computers were added to all locations during Fall 2001. These computers do **not** require registration before use and are not tracked in these statistics. Therefore, juvenile computer use statistics are underreported.*

2005

System: Many units have new or reduced hours in 2005 because of the reduced budget.

- Northwest Branch: Discontinued circulation of materials on October 21, 2005 in preparation for closing on November 18, 2005.
- Kensington Branch: Discontinued circulation of materials on October 21, 2005 in preparation for closing on November 18, 2005.
- Cazenovia Branch: Discontinued circulation of materials on October 21, 2005 in preparation for closing on November 18, 2005.
- Reinstein: Closed early on October 5, 2005 due to a power outage.
- North Cheektowaga: Discontinued circulation of materials on October 3, 2005 in preparation for closing on November 1, 2005.
- Tonawanda (Town): Brighton Branch discontinued circulation of materials on October 3, 2005 in preparation for closing on November 1, 2005.
- Fairfield Branch: Permanently closed as of October 14, 2005.
- Mead Branch: Permanently closed as of October 14, 2005.
- West Falls: Permanently closed as of October 12, 2005.
- South Cheektowaga: Permanently closed as of October 1, 2005.
- Tonawanda (Town): Greenhaven Branch permanently closed as of October 1, 2005.
- Grand Island: Phone lines were down from September 17-20, 2005, no public Internet access.
- Boston: Closed 6:30-8:30 on July 26, 2005 due to a power outage.
- Central: All PAC workstations were removed from Popular Materials in mid-December 2004 and relocated to BST & HSS.
- Depew: Closed on May 16, 2005 due to system failure.
- East Delavan: Closed on August 31, 2005 due to a power outage.
- Elma: March 28-May 25, Main entrance closed for repairs, disrupting accessibility to the library and meeting room.
- Fairfield: Closed early July 12, 2005 (4:30pm), July 13, 2005 (3pm), July 14, 2005 (4pm), July 26, 2005 (5pm).
- Orchard Park: Closed on July 11, 2005 due to a power outage.
- South Cheektowaga: Closed on June 10, 2005 due to a power outage.
- Tonawanda (Town): Brighton was closed on July 28, 2005 due to a water main break.

2004

A clarification of the definition of "Public Access Computers" has resulted in a change in the Number of PAC's at some units.



Spectacular increases at many units due to faster internet connections, better computers, & gaming.
Budget uncertainty may have had either a positive or negative impact depending on the unit.

Amherst: Eggertsville Jan. 8 there were no sign-ups, all computers were down.
Amherst: Williamsville 4/13/04 sign-in sheet is missing and not included in the totals.
Aurora: West Falls is conducting computer classes.
Boston: Several patrons have purchased their own computers.
Central: Six PAC workstations were moved from POP MAT to BST & HSS in June.
Central: Three PAC's were moved from POP MAT to HSS on Dec 7. Four became CAT. only.
Cheektowaga: North continues to experience overflow from JBR.
Dudley: NO computer use on Friday, May 28 due to the system shut down.
Eden: Online school assignments continue to increase.
East Clinton: Computers were down 6/24 (8 hrs.) & 6/26 (6 hrs.)
East Delavan: All computers were down on May 20th from 3:00 PM - 8:00 PM due to a line problem.
Elma: Conducting classes and overflow from JBR continues.
Fairfield: Increased usage on Wednesdays when most branches are closed.
Fronczak: System was down on 4/23 (1:40-6 PM) and 4/24 from (10-2:00).
Grand Island: Local amusement park had fewer temporary workers.
Hamburg: Conducting classes.
Mead: Change of hours and neighborhood activities had a negative impact.
North Collins: Sessions are fewer but longer.
Tonawanda (Town): Brighton no apparent explanation for increase.
Tonawanda (Town): Sheridan Parkside reports possible overflow from Kenmore.