



PUBLIC ACCESS COMPUTER STATISTICS


September 2005

Executive Summary


Registered Sessions	<i>Sept. 2005</i>	<i>Sept. 2004</i>		<i>Jan-Sep 2005</i>	<i>Jan-Sep 2004</i>	
Contract Libraries	15,874	18,636	-14.8%	150,143	161,508	-7.0%
City Branches	6,548	9,100	-28.0%	62,535	76,422	-18.2%
Central Library	5,872	5,795	1.3%	55,930	53,609	4.3%
System Total	28,294	33,531	-15.6%	268,608	291,539	-7.9%
Sessions/PAC*	<i>Sept. 2005</i>			<i>Jan-Sep 2005</i>		
Contract Libraries	71			667.3		
City Branches	46			440.4		
Central Library	110.8			1,055.3		
System	67.4			639.5		

*PAC = Public Access Computer


Registered Public Access Computer Sessions

 Library	Sept 2005			Sept 2004	Change	Jan - Sept 2005			Jan - Sept 2004	Change
	Adult Sessions	Juvenile Sessions	Total Sessions	Total Sessions		Adult Sessions	Juvenile Sessions	Total Sessions	Total Sessions	
Ewell (Alden)	170	10	180	136	32.4%	1,148	189	1,337	1,198	11.6%
<i>Amherst</i>										
Audubon	1,328	78	1,406	1,532	-8.2%	12,283	798	13,081	13,022	0.5%
Clearfield	625	45	670	992	-32.5%	6,517	623	7,140	8,553	-16.5%
Eggertsville-Snyder	248	5	253	382	-33.8%	2,392	85	2,477	3,073	-19.4%
Williamsville	302	4	306	387	-20.9%	2,948	66	3,014	3,437	-12.3%
Angola	277	50	327	266	22.9%	2,123	552	2,675	2,542	5.2%
<i>Aurora</i>										
East Aurora	421	44	465	505	-7.9%	4,441	316	4,757	4,320	10.1%
West Falls	26	4	30	17	76.5%	289	26	315	242	30.2%
Boston	101	33	134	98	36.7%	776	238	1,014	582	74.2%
<i>Cheektowaga</i>										
Julia Boyer Reinstein	744	50	794	984	-19.3%	7,179	555	7,734	8,328	-7.1%
North	148	10	158	282	-44.0%	2,164	448	2,612	2,860	-8.7%
Reinstein Memorial	784	66	850	1,024	-17.0%	7,384	556	7,940	8,587	-7.5%
South	127	14	141	196	-28.1%	1,242	140	1,382	1,716	-19.5%
Clarence	528	46	574	561	2.3%	4,561	662	5,223	4,554	14.7%
Collins	245	166	411	331	24.2%	1,538	1,565	3,103	2,370	30.9%
Concord	323	53	376	399	-5.8%	2,718	685	3,403	3,147	8.1%
Eden	131	45	176	142	23.9%	1,112	285	1,397	1,347	3.7%
Elma	216	49	265	273	-2.9%	2,103	502	2,605	2,432	7.1%
Grand Island Memorial	259	23	282	426	-33.8%	2,998	447	3,445	4,244	-18.8%
<i>Hamburg</i>										
Blasdell	158	21	179	297	-39.7%	1,568	297	1,865	2,760	-32.4%
Hamburg	771	73	844	1,376	-38.7%	7,119	735	7,854	12,626	-37.8%
Lake Shore	288	46	334	452	-26.1%	2,498	339	2,837	3,696	-23.2%
Lackawanna	367	76	443	396	11.9%	3,954	776	4,730	4,129	14.6%
<i>Lancaster</i>										
Depew	253	8	261	289	-9.7%	2,295	121	2,416	2,613	-7.5%
Lancaster	449	40	489	782	-37.5%	4,101	387	4,488	6,079	-26.2%
Marilla	77	28	105	101	4.0%	803	431	1,234	854	44.5%
Newstead (Akron)	324	165	489	402	21.6%	2,781	1,469	4,250	3,625	17.2%
North Collins	76	38	114	133	-14.3%	665	326	991	1,178	-15.9%
Orchard Park	1,062	222	1,284	1,067	20.3%	9,184	2,120	11,304	9,607	17.7%
City of Tonawanda	385	44	429	557	-23.0%	3,644	595	4,239	4,656	-9.0%
<i>Town of Tonawanda</i>										
Brighton	222	41	263	421	-37.5%	2,383	338	2,721	3,327	-18.2%
Greenhaven	101	1	102	356	-71.3%	1,873	82	1,955	3,452	-43.4%
Kenilworth	346	93	439	427	2.8%	2,908	569	3,477	3,449	0.8%
Kenmore	901	73	974	1,392	-30.0%	7,008	721	7,729	12,055	-35.9%
Sheridan Parkside	93	60	153	229	-33.2%	1,477	577	2,054	2,081	-1.3%
West Seneca	1,095	79	1,174	1,026	14.4%	10,336	1,009	11,345	8,767	29.4%


Registered Public Access Computer Sessions

 Library	Sept 2005			Sept 2004	Change	Jan - Sept 2005			Jan - Sept 2004	Change
	Adult Sessions	Juvenile Sessions	Total Sessions	Total Sessions		Adult Sessions	Juvenile Sessions	Total Sessions	Total Sessions	
<i>Buffalo</i>										
Cazenovia	359	43	402	454	-11.5%	3,581	575	4,156	3,891	6.8%
Crane	815	17	832	1,253	-33.6%	7,559	242	7,801	10,319	-24.4%
Dudley	437	79	516	599	-13.9%	3,900	531	4,431	4,936	-10.2%
East Clinton	243	62	305	294	3.7%	2,073	699	2,772	2,745	1.0%
East Delavan	576	117	693	1,019	-32.0%	4,091	1,469	5,560	8,409	-33.9%
Fairfield	290	29	319	722	-55.8%	3,017	611	3,628	4,976	-27.1%
Fronczak	132	92	224	574	-61.0%	2,041	1,172	3,213	5,527	-41.9%
Kensington	239	103	342	637	-46.3%	2,297	1,062	3,359	5,965	-43.7%
King	145	20	165	83	98.8%	935	195	1,130	874	29.3%
Mead	111	58	169	150	12.7%	1,206	624	1,830	1,513	21.0%
Niagara	437	132	569	806	-29.4%	3,678	1,391	5,069	6,629	-23.5%
North Jefferson	298	117	415	402	3.2%	2,759	1,551	4,310	3,605	19.6%
North Park	491	83	574	752	-23.7%	4,465	743	5,208	6,335	-17.8%
Northwest	304	123	427	720	-40.7%	3,610	1,162	4,772	5,571	-14.3%
Riverside	432	164	596	635	-6.1%	3,582	1,714	5,296	5,127	3.3%
<i>Central</i>										
B S T	1,419	45	1,464	1,365	7.3%	13,558	426	13,984	11,449	22.1%
Children's	1	177	178	246	-27.6%	11	2,438	2,449	2,746	-10.8%
HSS	3,795	93	3,888	2,717	43.1%	35,171	978	36,149	21,589	67.4%
Popular Materials			0	1,196	-100.0%	4	0	4	15,441	-100.0%
GRO	331	11	342	271	26.2%	3,222	122	3,344	2,384	40.3%
System Total	24,826	3,468	28,294	33,531	-15.6%	231,273	37,335	268,608	291,539	-7.9%
Contract Library Total	13,971	1,903	15,874	18,636	-14.8%	130,513	19,630	150,143	161,508	-7.0%
City Branch Total	5,309	1,239	6,548	9,100	-28.0%	48,794	13,741	62,535	76,422	-18.2%
Central Library	5,546	326	5,872	5,795	1.3%	51,966	3,964	55,930	53,609	4.3%

Registered Public Access Computer Sessions

 Library	September 2005		Jan - Sept 2005
	Number of PACs	Sessions/PAC	Sessions/PAC
Ewell (Alden)	4	45.0	334.3
<i>Amherst</i>			
Audubon	9	156.2	1,453.4
Clearfield	7	95.7	1,020.0
Egbertsville-Snyder	4	63.3	619.3
Williamsville	4	76.5	753.5
Angola	6	54.5	445.8
<i>Aurora</i>			
East Aurora	6	77.5	792.8
West Falls	3	10.0	105.0
Boston	3	44.7	338.0
<i>Cheektowaga</i>			
Julia Boyer Reinstein	9	88.2	859.3
North	3	52.7	870.7
Reinstein Memorial	6	141.7	1,323.3
South	3	47.0	460.7
Clarence	10	57.4	522.3
Collins	8	51.4	387.9
Concord	7	53.7	486.1
Eden	4	44.0	349.3
Elma	7	37.9	372.1
Grand Island Memorial	7	40.3	492.1
<i>Hamburg</i>			
Blasdell	3	59.7	621.7
Hamburg	8	105.5	981.8
Lake Shore	5	66.8	567.4
Lackawanna	8	55.4	591.3
<i>Lancaster</i>			
Depew	5	52.2	483.2
Lancaster	8	61.1	561.0
Marilla	4	26.3	308.5
Newstead (Akron)	7	69.9	607.1
North Collins	6	19.0	165.2
Orchard Park	10	128.4	1,130.4
City of Tonawanda	6	71.5	706.5
<i>Town of Tonawanda</i>			
Brighton	6	43.8	453.5
Greenhaven	5	20.4	391.0
Kenilworth	6	73.2	579.5
Kenmore	11	88.5	702.6
Sheridan Parkside	6	25.5	342.3
West Seneca	11	106.7	1,031.4

Registered Public Access Computer Sessions

 Library	September 2005		Jan - Sept 2005
	Number of PACs	Sessions/PAC	Sessions/PAC
<i>Buffalo</i>			
Cazenovia	7	57.4	593.7
Crane	11	75.6	709.2
Dudley	9	57.3	492.3
East Clinton	9	33.9	308.0
East Delavan	19	36.5	292.6
Fairfield	7	45.6	518.3
Fronczak	11	20.4	292.1
Kensington	9	38.0	373.2
King	7	23.6	161.4
Mead	9	18.8	203.3
Niagara	9	63.2	563.2
North Jefferson	5	83.0	862.0
North Park	11	52.2	473.5
Northwest	7	61.0	681.7
Riverside	12	49.7	441.3
<i>Central</i>			
B S T	10	146.4	1,398.4
Children's	6	29.7	408.2
HSS	15	259.2	2,409.9
Popular Materials	16	0.0	0.3
GRO	6	57.0	557.3
System Total	420	67.4	639.5
Contract Library Total	225	70.6	667.3
City Branch Total	142	46.1	440.4
Central Library	53	110.8	1,055.3
PAC = Public Access Computer			



Public Access Computer Statistics Footnotes 2005

*Youth Resource Center computers were added to all locations during Fall 2001.
These computers do **not** require registration before use and are not tracked in these statistics.
Therefore, juvenile computer use statistics are underreported.*

2005

System: Many units have new or reduced hours in 2005 because of the reduced budget.

Fairfield Branch: Discontinued circulation of materials on 9/21/2005 in preparation for closing on October 14th.
Mead Branch: Discontinued circulation of materials on 9/21/2005 in preparation for closing on October 14th.
West Falls: Discontinued circulation of materials on 9/21/2005 in preparation for closing on October 12th.
South Cheektowaga: Discontinued circulation of materials on 9/2/2005 in preparation for closing on October 1st.
Tonawanda (Town): Greenhaven Branch discontinued circulation of materials on 9/2/2005 in preparation for closing on October 1st.
Grand Island: Phone lines were down from September 17-20, 2005, no public Internet access.
Boston: Closed 6:30-8:30 on July 26, 2005 due to a power outage.
Central: All PAC workstations were removed from Popular Materials in mid-December 2004 and relocated to BST & HSS.
Depew: Closed on May 16, 2005 due to system failure.
East Delavan: Closed on August 31, 2005 due to a power outage.
Elma: March 28-May 25, Main entrance closed for repairs, disrupting accessibility to the library and meeting room.
Fairfield: Closed early July 12, 2005 (4:30pm), July 13, 2005 (3pm), July 14, 2005 (4pm), July 26, 2005 (5pm).
Orchard Park: Closed on July 11, 2005 due to a power outage.
South Cheektowaga: Closed on June 10, 2005 due to a power outage.
Tonawanda (Town): Brighton was closed on July 28, 2005 due to a water main break.

2004

A clarification of the definition of "Public Access Computers" has resulted in a change in the Number of PAC's at some units.
Spectacular increases at many units due to faster internet connections, better computers, & gaming.
Budget uncertainty may have had either a positive or negative impact depending on the unit.

Amherst: Eggertsville Jan. 8 there were no sign-ups, all computers were down.
Amherst: Williamsville 4/13/04 sign-in sheet is missing and not included in the totals.
Aurora: West Falls is conducting computer classes.
Boston: Several patrons have purchased their own computers.



Central: Six PAC workstations were moved from POP MAT to BST & HSS in June.
Central: Three PAC's were moved from POP MAT to HSS on Dec 7. Four became CAT. only.
Cheektowaga: North continues to experience overflow from JBR.
Dudley: NO computer use on Friday, May 28 due to the system shut down.
Eden: Online school assignments continue to increase.
East Clinton: Computers were down 6/24 (8 hrs.) & 6/26 (6 hrs.)
East Delavan: All computers were down on May 20th from 3:00 PM - 8:00 PM due to a line problem.
Elma: Conducting classes and overflow from JBR continues.
Fairfield: Increased usage on Wednesdays when most branches are closed.
Fronczak: System was down on 4/23 (1:40-6 PM) and 4/24 from (10-2:00).
Grand Island: Local amusement park had fewer temporary workers.
Hamburg: Conducting classes.
Mead: Change of hours and neighborhood activities had a negative impact.
North Collins: Sessions are fewer but longer.
Tonawanda (Town): Brighton no apparent explanation for increase.
Tonawanda (Town): Sheridan Parkside reports possible overflow from Kenmore.