

Buffalo & Erie County Public Library



Public Access Computer Statistics

October 2006

EXECUTIVE SUMMARY: OPEN LIBRARIES COMPARISON

	<u>Oct 2006</u>	<u>Oct 2005</u>		<u>Jan-Oct 2006</u>	<u>Jan-Oct 2005</u>	
CITY OF BUFFALO:						
Central Library	6,421	6,539	-1.8%	67,290	62,465	7.7%
City Branches	5,585	4,676	19.4%	51,104	45,123	13.3%
CONTRACTING LIBRARIES	15,961	14,782	8.0%	170,620	149,605	14.0%
TOTAL Registered Sessions	27,967	25,997	7.6%	289,014	257,193	12.4%

Compares 2005 and 2006 data for the 37 libraries open in 2006

EXECUTIVE SUMMARY: ALL OUTLETS


	<u>Oct 2006</u>	<u>Oct 2005</u>		<u>Jan-Oct 2006</u>	<u>Jan-Oct 2005</u>	
CITY OF BUFFALO:						
Central Library	6,421	6,539	-1.8%	67,290	62,465	7.7%
City Branches	5,585	6,502	-14.1%	51,104	69,037	-26.0%
CONTRACTING LIBRARIES	15,961	15,746	1.4%	170,620	165,889	2.9%
TOTAL Registered Sessions	27,967	28,787	-2.8%	289,014	297,391	-2.8%

Sessions / Public Access Computer


	<u>October 2006</u>	<u>Jan-Oct 2006</u>
CITY OF BUFFALO:		
Central Library	79.3	830.7
City Branches	58.2	532.3
CONTRACTING LIBRARIES	71.9	768.6
SYSTEM	70.1	724.3

Compares 2005 data for 52 libraries with 2006 data for the 37 libraries open in 2006


Registered Public Access Computer Sessions

 Library	October 2006			Oct. 2005	Change	Year to Date 2006			YTD 2005	Change
	Adult Sessions	Juvenile Sessions	Total Sessions	Total Sessions		Adult Sessions	Juvenile Sessions	Total Sessions	Total Sessions	
Ewell (Alden)	110	34	144	170	-15.3%	1,190	343	1,533	1,507	1.7%
<i>Amherst</i>										
Audubon	1,258	155	1,413	1,519	-7.0%	13,484	1,321	14,805	14,600	1.4%
Clearfield	682	126	808	740	9.2%	7,862	635	8,497	7,880	7.8%
Egbertsville-Snyder	228	56	284	247	15.0%	2,952	367	3,319	2,724	21.8%
Williamsville	370	86	456	321	42.1%	3,859	458	4,317	3,335	29.4%
Angola	218	69	287	281	2.1%	2,347	569	2,916	2,956	-1.4%
<i>Aurora</i>										
East Aurora	344	33	377	496	-24.0%	4,373	440	4,813	5,253	-8.4%
West Falls			0	15	-100.0%	0	0	0	330	-100.0%
Boston	67	46	113	151	-25.2%	821	366	1,187	1,165	1.9%
<i>Cheektowaga</i>										
Julia Boyer Reinstein	976	126	1,102	974	13.1%	10,727	1,496	12,223	8,708	40.4%
North			0	149	-100.0%	0	0	0	2,761	-100.0%
Reinstein Memorial	879	110	989	911	8.6%	9,698	1,231	10,929	8,851	23.5%
South						0	0	0	1,382	-100.0%
Clarence	595	243	838	548	52.9%	5,819	1,961	7,780	5,771	34.8%
Collins	215	132	347	400	-13.3%	1,869	1,449	3,318	3,503	-5.3%
Concord	332	287	619	354	74.9%	2,781	1,839	4,620	3,757	23.0%
Eden	97	39	136	135	0.7%	1,014	323	1,337	1,532	-12.7%
Elma	186	49	235	253	-7.1%	1,719	479	2,198	2,858	-23.1%
Grand Island Memorial	299	113	412	373	10.5%	3,668	689	4,357	3,818	14.1%
<i>Hamburg</i>										
Blasdell			0	181	-100.0%	0	0	0	2,046	-100.0%
Hamburg	813	177	990	662	49.5%	10,582	1,496	12,078	8,516	41.8%
Lake Shore	175	46	221	306	-27.8%	1,839	397	2,236	3,143	-28.9%
Lackawanna	439	104	543	495	9.7%	4,088	916	5,004	5,225	-4.2%
<i>Lancaster</i>										
Depew			0	231	-100.0%	0	0	0	2,647	-100.0%
Lancaster	680	95	775	485	59.8%	7,819	692	8,511	4,973	71.1%
Marilla	110	43	153	109	40.4%	953	478	1,431	1,343	6.6%
Newstead (Akron)	270	149	419	447	-6.3%	3,061	1,388	4,449	4,697	-5.3%
North Collins	105	92	197	94	109.6%	1,070	485	1,555	1,085	43.3%
Orchard Park	847	252	1,099	1,365	-19.5%	10,457	2,425	12,882	12,669	1.7%
City of Tonawanda	373	62	435	395	10.1%	3,801	594	4,395	4,634	-5.2%
<i>Town of Tonawanda</i>										
Brighton			0	227	-100.0%	0	0	0	2,948	-100.0%
Greenhaven						0	0	0	1,955	-100.0%
Kenilworth	262	116	378	335	12.8%	3,352	1,218	4,570	3,812	19.9%
Kenmore	1,145	145	1,290	961	34.2%	12,431	1,306	13,737	8,690	58.1%
Sheridan Parkside			0	161	-100.0%	0	0	0	2,215	-100.0%
West Seneca	817	84	901	1,255	-28.2%	10,798	825	11,623	12,600	-7.8%


Registered Public Access Computer Sessions

 Library	October 2006			Oct. 2005	Change	Year to Date 2006			YTD 2005	Change
	Adult Sessions	Juvenile Sessions	Total Sessions	Total Sessions		Adult Sessions	Juvenile Sessions	Total Sessions	Total Sessions	
<i>Buffalo</i>										
Cazenovia			0	475	-100.0%	0	0	0	4,631	-100.0%
Crane	930	80	1,010	775	30.3%	9,906	547	10,453	8,576	21.9%
Dudley	588	238	826	500	65.2%	5,840	1,012	6,852	4,931	39.0%
East Clinton	140	43	183	320	-42.8%	1,714	623	2,337	3,092	-24.4%
East Delavan	310	182	492	857	-42.6%	3,934	1,596	5,530	6,417	-13.8%
Fairfield			0	101	-100.0%	0	0	0	3,729	-100.0%
Fronczak			0	292	-100.0%	0	0	0	3,505	-100.0%
Kensington			0	355	-100.0%	0	0	0	3,714	-100.0%
King			0	142	-100.0%	0	0	0	1,272	-100.0%
Mead			0	64	-100.0%	0	0	0	1,894	-100.0%
Niagara	324	221	545	541	0.7%	3,477	1,813	5,290	5,610	-5.7%
Merriweather	852	507	1,359	437	211.0%	6,448	4,038	10,486	4,747	120.9%
North Park	201	39	240	673	-64.3%	2,666	480	3,146	5,881	-46.5%
Northwest			0	397	-100.0%	0	0	0	5,169	-100.0%
Riverside	487	443	930	573	62.3%	4,417	2,593	7,010	5,869	19.4%
<i>Central</i>										
B S T	1,331	75	1,406	1,624	-13.4%	11,920	658	12,578	15,608	-19.4%
Children's	0	248	248	226	9.7%	2	2,497	2,499	2,675	-6.6%
HSS	4,385	160	4,545	4,307	5.5%	47,425	1,599	49,024	40,456	21.2%
GRO	218	4	222	382	-41.9%	3,115	74	3,189	3,726	-14.4%
System Total	22,658	5,309	27,967	28,787	-2.8%	245,298	43,716	289,014	297,391	-2.8%
Contract Library Total	12,892	3,069	15,961	15,746	1.4%	144,434	26,186	170,620	165,889	2.9%
City Branch Total	3,832	1,753	5,585	6,502	-14.1%	38,402	12,702	51,104	69,037	-26.0%
Central Library	5,934	487	6,421	6,539	-1.8%	62,462	4,828	67,290	62,465	7.7%

Registered Public Access Computer Sessions

 Library		October 2006	Year to Date 2006
	Number of PACs	Sessions/PAC	Sessions/PAC
Ewell (Alden)	3	48.0	511.0
<i>Amherst</i>			
Audubon	9	157.0	1,645.0
Clearfield	7	115.4	1,213.9
Egbertsville-Snyder	3	94.7	1,106.3
Williamsville	4	114.0	1,079.3
Angola	6	47.8	486.0
<i>Aurora</i>			
East Aurora	8	47.1	601.6
West Falls			
Boston	3	37.7	395.7
<i>Cheektowaga</i>			
Julia Boyer Reinstein	16	68.9	763.9
North			
Reinstein Memorial	16	61.8	683.1
South			
Clarence	12	69.8	648.3
Collins	8	43.4	414.8
Concord	8	77.4	577.5
Eden	4	34.0	334.3
Elma	6	39.2	366.3
Grand Island Memorial	9	45.8	484.1
<i>Hamburg</i>			
Blasdell			
Hamburg	10	99.0	1,207.8
Lake Shore	6	36.8	372.7
Lackawanna	8	67.9	625.5
<i>Lancaster</i>			
Depew			
Lancaster	13	59.6	654.7
Marilla	5	30.6	286.2
Newstead (Akron)	8	52.4	556.1
North Collins	6	32.8	259.2
Orchard Park	11	99.9	1,171.1
City of Tonawanda	4	108.8	1,098.8
<i>Town of Tonawanda</i>			
Brighton			
Greenhaven			
Kenilworth	8	47.3	571.3
Kenmore	8	161.3	1,717.1
Sheridan Parkside			
West Seneca	13	69.3	894.1

Registered Public Access Computer Sessions

 Library		October 2006	Year to Date 2006
	Number of PACs	Sessions/PAC	Sessions/PAC
<i>Buffalo</i>			
Cazenovia			
Crane	11	91.8	950.3
Dudley	9	91.8	761.3
East Clinton	8	22.9	292.1
East Delavan	18	27.3	307.2
Fairfield			
Fronczak			
Kensington			
King			
Mead			
Niagara	9	60.6	587.8
Merriweather	17	79.9	616.8
North Park	12	20.0	262.2
Northwest			
Riverside	12	77.5	584.2
<i>Central</i>			
B S T	23	61.1	546.9
Children's	6	41.3	416.5
HSS	46	98.8	1,065.7
GRO	6	37.0	531.5
System Total	399	70.1	724.3
Contract Library Total	222	71.9	768.6
City Branch Total	96	58.2	532.3
Central Library	81	79.3	830.7
PAC = Public Access Computer			



Public Access Computer Statistics Footnotes 2005

*Youth Resource Center computers were added to all locations during Fall 2001. These computers do **not** require registration before use and are not tracked in these statistics. Therefore, juvenile computer use statistics are underreported.*

2006

2006

System-Wide: Many units have an increased number of public access workstations due to reallocation of equipment from permanently closed libraries.

Several libraries reduced operating hours in 2006 due to budget cutbacks. These reductions are in addition to service hour reductions that occurred in January 2005. Fewer service hours affected public computer use at many libraries.

23 locations: The following libraries were closed on 10/18/2006 for Staff Development Day: Central, Crane, E. Clinton, E. Delavan, Merriweather, Niagara, N. Park, Audubon, Clearfield, Williamsville, E. Aurora, Boston, JBR, Reinstein, Clarence, Grand Island, Hamburg, Lackawanna, Lancaster, N. Collins, Orchard Park, Kenilworth, and West Seneca. Also, Eden Eliminated 3 afternoon hours on 10/18/2006 for Staff Development Day.

Central: Closed 10/13 through 10/15/2006 due to snowstorm, power outages and driving bans.

Buffalo City Branches:

Crane: Closed 10/14 and 10/16 due to snowstorm, power outages and driving bans.
Dudley: Closed 10/13 and 10/14 due to snowstorm, power outages and driving bans.
E. Clinton: Closed 10/13 and 10/17 due to snowstorm, power outages and driving bans.
E. Delavan: Closed 10/14 due to snowstorm, power outages and driving bans.
Merriweather: Closed 10/13 through 10/15 due to snowstorm, power outages and driving bans.
Niagara: Closed 10/13 and 10/14 due to snowstorm, power outages and driving bans.
North Park: Closed 10/17 because there was no heat in building due to power outages.
Riverside: Closed 10/13 and 10/14 due to snowstorm, power outages and driving bans.

Alden: Closed 10/14 due to snowstorm.

Amherst Public:

Audubon: Closed 10/13 through 10/16 due to power outage and driving ban.
Clearfield: Closed 10/13 through 10/19 due to storm and power outages.
Egbertsville: Closed 10/13 through 10/22 due to storm and power outages.
Williamsville: Closed 10/13 through 10/19 due to storm and power outages.
Angola Public: Closed 10/13 and 10/14 due to snowstorm, power outages and driving bans.
Aurora Town Public: Closed 10/13 due to storm. PCs down 10/13 through 10/19, which affected circulation.

Cheektowaga Public:
 JBR: Closed 10/13 through 10/16 due to snowstorm and power outages.
 Reinstein: Closed 10/14 through 10/16 due to power outage and lack of heat. Open 10/17 with limited power and no heat.

Clarence Public: Closed 3.5 hrs. early 10/12 and continued shutdown through 10/17 due to storm, power outages and driving bans.

Eden Library: Lost power for 2.5 hrs. on 10/14. Remained open, but circulation was affected.

Elma Public: Closed 10/13 and 10/14 due to snowstorm, power outages and driving bans.

Grand Island Mem.: Closed 10/14 due to snowstorm, power outages and driving bans.

Hamburg Public:
 Hamburg: Closed 10/13 and 10/14 due to snowstorm, power outages and driving bans.
 Lake Shore: Closed 10/14 due to snowstorm, power outages and driving bans.

Lackawanna Public: Closed 10/14 and 10/16 due to snowstorm, power outages and driving bans.

Lancaster Public: Closed 1 hr. early 10/12 and closed 10/13 through 10/16 due to snowstorm, power outages and driving bans.

Marilla Free: Closed 10/14 and 10/16 due to snowstorm, power outages and driving bans.

Newstead Public : Closed 10/13 and 10/14 due to snowstorm, power outages and driving bans.

Orchard Park Public: Closed 10/13 through 10/15 due to storm and lack of power; closed 10/23 from 10-4 due to power outage.

Tonawanda City: Closed 10/13 through 10/17 due to snowstorm, power outages and driving bans.

Tonawanda Town:
 Kenmore: Closed 10/13 through 10/16 due to snowstorm, power outages and driving bans.

West Seneca Public: Closed 10/13 through 10/17 due to storm and lack of power; closed 2 hrs. on 10/23 due to power outage.

2005

SYSTEM-WIDE: 2005 budget reductions had a negative impact on circulation activity throughout the B&ECPL. Refer to January 2005 circulation report for details of service hour reductions at individual locations. Library materials purchasing was severely curtailed, which adversely impacted circulation as well.

Greenhaven: Permanently closed on 10/1/2005.
 South Cheektowaga: Permanently closed on 10/1/2005.
 West Falls Library: Permanently closed on 10/12/2005.
 Fairfield Branch: Permanently closed on 10/14/2005.
 Mead Branch: Permanently closed on 10/14/2005.