

**Director's Report – Clarence Public Library
September 25, 2023**

Financial

The monthly financial statements are included in the board packets. The latest payroll report was sent by Tracy Palicki from the Central Library's Business office on 8/10/2023 and shows a projected ending balance of \$18,934.49. This figure is expected to decrease as it gets closer to the end of the year.

Donations Received:

June 21 – Erie-Niagara Insurance Association (\$500 matching gift)
September 7 – Arlyne Lepie \$300.00

Account Balances:

Savings: \$69,327.39
County Checking: \$11,619.74
Trustees Checking: \$7,102.23

Monthly Statistics – June, July and August

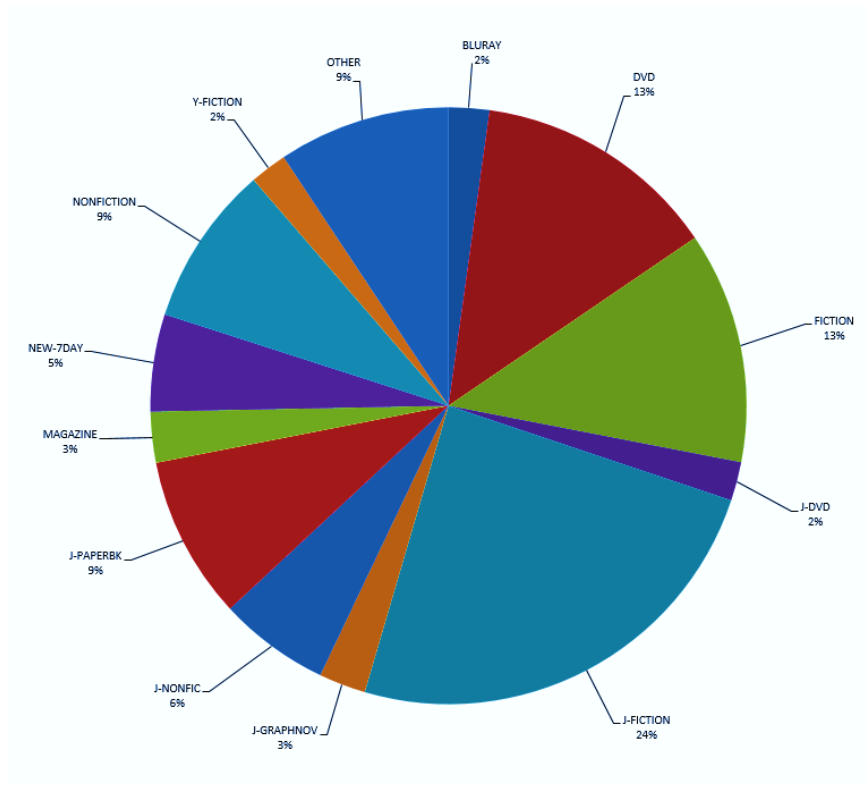
JUNE 2023 MONTHLY REPORT

Circulation

June 2023 Circulation:	20,956
June 2022 Circulation:	19,918
	5.2% percent change
January-June 2023	121,297
January-June 2022	74,711
	62.4% percent change

- Maximum circulation this month was 1,151 on June 8th.
- Maximum Circulation this year was 1,153 on April 6.
- Maximum in 2022 was 1,642 on July 5, 2022.
- Average Circulation per day in June was 670.

- Clarence was ranked 7th in circulation overall for June 2023.
- Clarence was ranked 7th in circulation overall for June 2022.



Highest circulating item types were j-fiction, adult fiction and DVD

Library Visits

June 2023 Visitor Count	6,686	
June 2022 Visitor Count	6,023	
		11.0% percent change
January-June 2023	36,882	
January-June 2022	27,835	
		32.5% percent change

- Maximum Visitor Count in June: 486.
- Maximum in one day in 2023: 486 on June 27th.
- Maximum Library Visits in one day in 2022: 380 on February 22nd.
- The average visits per day in June 2023 was 267.

- Clarence was ranked 10th for Library Visits in June 2023.
- Clarence was ranked 8th for Library Visits in June 2022.

Public Access Computer Sessions

June 2023	428
June 2022	406
	5.4% percent change

WIFI

June 2023	1,421
June 2022	1,210
	17.4% percent change

Clarence Public Library Programming

June 2023

In Library programs: Programs Attendance

For children 5 & under	6	133
For children 6-12	6	51
For teens		
Intergenerational	2	212*
For Adults	6	35

*Paws for Love and Summer Kick-Off

Outreach to Sheridan Hill Elementary School: 220 (Sarah visited on June 8)

Book a Tech-Trainer: 4-4

In Library One-on-One Programs*: Programs Attendance

For children 5 & under	36	36
For children 6-12	32	32
For teens	28	28
Intergenerational		

For Adults	4	4
------------	---	---

Meeting Room Use: 14 (Non-library sponsored meetings/events)

*One-on-One programs are tutoring sessions

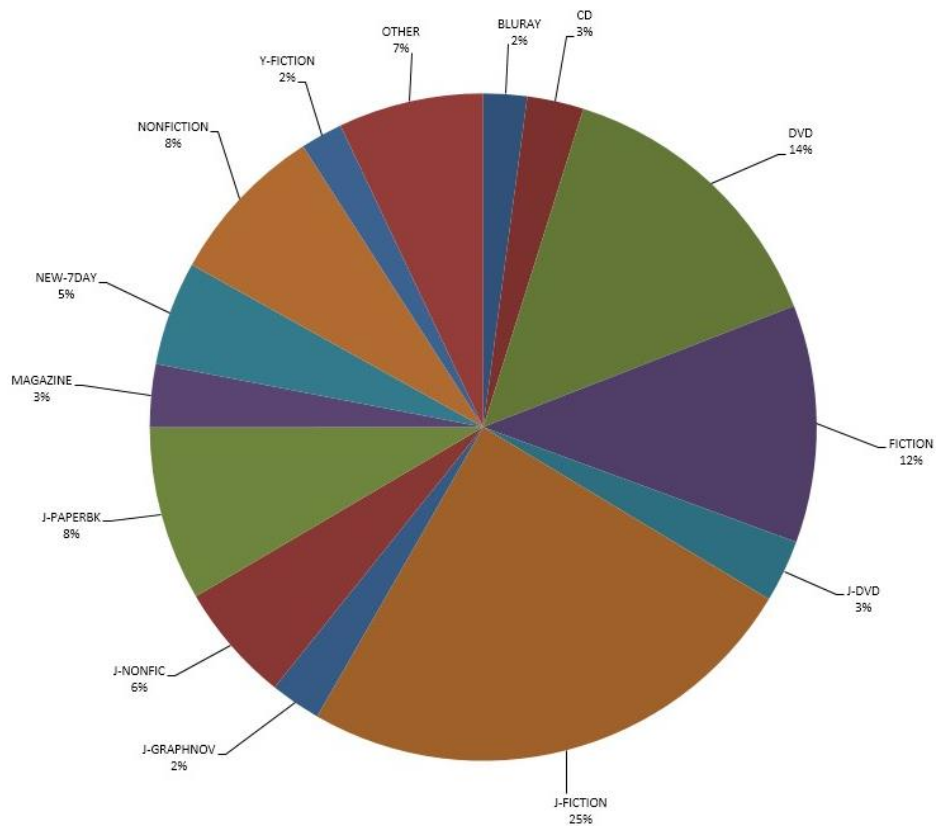
JULY 2023 MONTHLY REPORT

Circulation

July 2023 Circulation:	24,840
July 2022 Circulation:	26,162
	-5.1% percent change
January-July 2023	146,137
January-July 2022	100,873
	44.9% percent change

- Maximum circulation this month was 1,445 on July 3rd.
- Maximum Circulation this year was 1,445 on July 3rd.
- Maximum in 2022 was 1,642 on July 5, 2022.
- Average Circulation per day in July was 861.
- Clarence was ranked 8th in circulation overall for July 2023.
- Clarence was ranked 6th in circulation overall for July 2022.

Branch
1. Audubon
2. Clearfield
3. Kenmore
4. Orchard Park
5. Central
6. Julia Boyer Reinstein
7. Lancaster
8. Clarence



Clarence Public Library July 2023 Pie Chart

Highest circulating item types were j-fiction, DVD and adult fiction

Library Visits

July 2023 Visitor Count	7,088	
July 2022 Visitor Count	6,999	
		1.3% percent change
January-July 2023	43,970	
January-July 2022	34,834	
		26.2% percent change

- Maximum Visitor Count in July: 387.
- Maximum in one day in 2023: 486 on June 27th.
- Maximum Library Visits in one day in 2022: 380 on February 22nd.

- The average visits per day in July 2023 was 283.
- Clarence was ranked 11th for Library Visits in July 2023.
- Clarence was ranked 8th for Library Visits in July 2022.

Branch	July 2023 Library Visits
1. Central	21,488
2. Clearfield	13,551
3. Orchard Park	12,106
4. Audubon	10,206
5. West Seneca	9,359
6. Kenmore	8,976
7. Hamburg	8,853
8. Lancaster	8,356
9. Julia Boyer Reinstein	8,365
10. Merriweather	7,278
11. Clarence	7,088

Public Access Computer Sessions

July 2023	423
July 2022	465
	-9.0%

WIFI

July 2023	1,278
July 2022	1,203
	6.2% percent change

Clarence Public Library Programming

July 2023

In Library programs:

	Programs	Attendance
For children 5 & under	9	246
For children 6-12	12	182
For teens		
Intergenerational	9	112
For Adults	2	18

In Library One-on-One Programs:

	Programs	Attendance
For children 5 & under	8	8
For children 6-12	41	41
For teens	11	11
Intergenerational		
For Adults		

Meeting Room Use: 8 (Non-library sponsored programs)

July 2022 (for comparison to July 2023)

In Library programs:

	Programs	Attendance
For children 5 & under	10	224
For children 6-12	9	140
For teens	2	13 (D&D)
Intergenerational	4	124
For Adults	1	28

*In Library One-on-One Programs:

	Programs	Attendance
For children 5 & under	9	9
For children 6-12	33	33
For teens	1	1
For Adults	1	1

Meeting Room Use (not programs): 7

*One-on-one programs are tutoring sessions

AUGUST 2023 MONTHLY REPORT

Circulation

August 2023 Circulation:	24,730
August 2022 Circulation:	27,494
	-10.1% percent change
January-August 2023	170,867
January-August 2022	128,367
	33.1% percent change

- Maximum circulation this month was 1,723 on August 5th.
- Maximum Circulation this year was 1,723 on August 5th.
- Maximum in 2022 was 1,642 on July 5, 2022.
- Average Circulation per day was 822.
- Clarence was ranked 8th in circulation overall for August 2023.
- Clarence was ranked 6th in circulation overall for August 2022.

Clarence Public Library August 2023 Pie Chart [Not yet posted]

Library Visits

August 2023 Visitor Count	7,501
August 2022 Visitor Count	7,279
	3.0% percent change
January-August 2023	51,471
January-August 2022	42,113
	19.4% percent change

- Maximum Visitor Count in August: 423. The maximum Visitor Count was on the 7th and the day with the highest circulation was the 5th of the month.
- Maximum in one day in 2023: 486 on June 27th.
- Maximum Library Visits in one day in 2022: 380 on February 22nd.
- The average number of visits per day in August 2023 was 279.
- Clarence was ranked 11th for Library Visits in June 2023.
- Clarence was ranked 9th for Library Visits in June 2022.

Public Access Computer Sessions

August 2023	502
August 2022	553
	-9.2%

WIFI

August 2023	1,320
August 2022	1,229
	7.4% percent change

Clarence Public Library Programming

August 2023

In Library programs:	Programs	Attendance
For children 5 & under	6	133
For children 6-12	7	90
For teens		
Intergenerational	5	119
For Adults	4	93

*In Library One-on-One Programs:	Programs	Attendance
----------------------------------	----------	------------

For children 5 & under	5	5
For children 6-12	32	32
For teens	7	7
Intergenerational		
For Adults	5	5

Meeting Room Use: 17 (non-library sponsored programs)

***One-on-One programs are tutoring sessions**

August 2022 (for comparison to August 2023)

In Library programs: Programs Attendance

For children 5 & under	6	95
For children 6-12	4	57
For Teens	4	20
Intergenerational	4	112
For Adults	6	31

In Library One-on-One Programs: Programs Attendance

For children 5 & under	14	14
For children 6-12	15	15
For Teens	6	6
For Adults		

Meeting Room Use (not programs): 5

Notes on Summer Statistics and programming:

Overall, we had a busy summer, particularly at the end of June, as we had a very successful summer reading kickoff program the last week of June. Circulation was up and patron visits were up that month. In July and August, circulation dipped slightly from last year, but we were up slightly in patron visits and programming numbers remained strong and higher, for the most part, than last year. One of the things we noticed in July and August were the high amount of patrons who registered for programs but did not attend. We then began posting signs and asking patrons to call us if they are unable to attend a program for which they had registered. For several programs, we called patrons ahead of time to remind them. Programs such as Story Time, Play Date, Meet Snickers the Dog, Crafternoons and Evening Paint Nights had the highest registration, while programs such as Lego Club, Board Game Afternoon and Family Fun Nights had the lowest registration numbers. The Mike Seege Magic Show was the exception with high registration and attendance numbers.

Summer Programming Report:

Summer Reading 2023

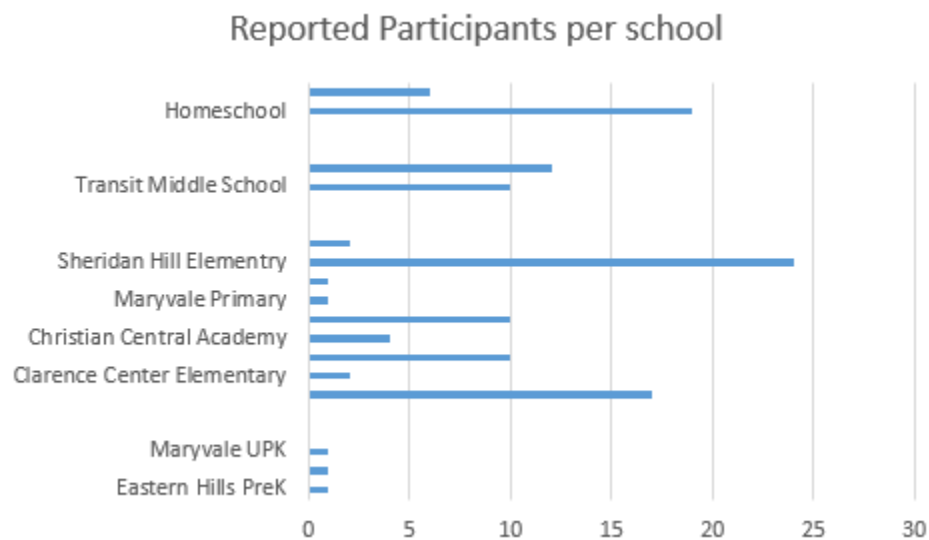
Registered Readers 5 and below: 18
Registered Readers 6-12: 102

We decreased by four readers 5 and below, but increased by 20 for readers 6-12.

Totals Minutes Read: 95,400

We also increased the number of hours read as last year's total was 74,880.

Multiple entries by the same participant counted as one school entry. As compared with 2022 we on average one reading log, but our "Top Readers" submitted more than 4 logs. Our top reader submitted eight logs.



Multiple entries by the same participant counted as one school entry. We had a marked increase in Homeschool participants up from previous years.

Ticket to Read

Entries: 49

Participants: 6

We had the same number of teen participants, but the number of books read was 49 to last year's 131.

Minutes Read: 24,402 (approximate)

Bike and Wagon Raffle 2023

Blue Bike: 179

Purple Bike: 206

Wagon: 121

Bike and Wagon Raffle 2022

Blue Bike: 225

Red Bike: 147

Wagon: 258

We saw a significant decrease in entries for the Bike and Wagon Raffle.

July 2023

	Programs	Attendance
--	----------	------------

For children 5 & under	9	246
For children 6-12	12	182
For teens		
Intergenerational	9	112
For Adults	2	18

July 2022

	Programs	Attendance
--	----------	------------

For children 5 & under	10	224
For children 6-12	9	140
For teens	2	13
Intergenerational	4	124
For Adults	1	28

August 2023

	Programs	Attendance
--	----------	------------

For children 5 & under	5	107
For children 6-12	8	112
For teens		
Intergenerational	6	114
For Adults	2	17

The adult programs in August are Paint Night and the Bike Sale. These numbers only encompass Summer Reading through 8/14/23.

August 2022

	Programs	Attendance
--	----------	------------

For children 5 & under	6	95
For children 6-12	4	57

For Teens	4	20
Intergenerational	4	112
For Adults	6	31

How many of your summer reading programs included parents/caregivers? This question is asking the adult parent/caregiver breakdown (as opposed to total attendance submitted on the monthly programming form) for all summer programs, not just the combined audience question (although those should be included as well). Some programs may require a higher level of involvement by parents, especially when it comes to helping access a virtual program or completing an activity.

What was the total attendance of parents/caregivers? For those higher involvement programs, an estimate of 50% of attendees would be reasonable, but please adjust the number as needed.

All of our programs had the involvement of caregivers. Out of the 873 attendants at programs targeting children and families approximately 291 adults/caregivers attended. Last year attendance for adults was mandatory and they were not always involved. This year there was active involvement that was not mandatory. In the craft programs, many of the adult participants completed a craft themselves instead of merely sitting with the child. This is true of the children's programs as well. For the family story times, there were also more participants of all ages. This year we reoriented with a Playdate that had the involvement of numerous caregivers as it was geared to walkers and toddlers.

How was your summer reading publicized, and how effective were these methods? Also, what publications did you use to promote your programs?

Our programs were promoted in The Clarence Bee, on Facebook and Instagram as well as our website. We also published information on websites geared toward families. We had a large infographic display in the library in addition to our bulletin board. Sarah McLean-Plunkett who runs our storytime and craft programs visited Sheridan Hill which accounted for our largest number of Summer Reading Participants in 2022. We hope to schedule school visits earlier this year in order to accommodate all the schools.

Please share anecdotes about the summer programming at your library. (Ex. Programs conducted, community collaborations, successful activities, etc.)

Our librarian Sarah Mclean-Plunkett also reached out to the Ledgeview Elementary School PE teacher Stephanie Stevens to run/teach cardio drumming sessions at our library. She was amazing and she also offered to conduct reading sessions with her therapy dog Snickers. Monica, our director, was happy to host Snickers. What we did not realize is that Snickers is a local celebrity and children waited in the hallway for him to arrive with Snicker's tee shirts on jumping up and down in excitement to see him.

We also had a visit from Senator Gallivan on July 18. Director Monica Mooney, Board President Judy Hilburger, and Trustee Sue Powers took him on a tour of the library and Children's Reading Garden.

We continue our partnership with the American Red Cross by hosting a Blood Drive on August 15.

We also forged a new partnership with the Iroquois National Wildlife Refuge. They came to the Clarence Public Library for a July evening of Feathers, Fur, and Family Fun.

Other collaborators:

Clarence School District

Clarence Central School District Family Support Center

Clarence Youth Bureau

Alzheimer's Association WNY

Other Items of Note:

- The Clarence Public Library hosted the University Express/Erie County Department of Senior Services Book Club on Friday, September 15. The event was a hybrid virtual and in-person program and was well-received.
- Director Monica Mooney mailed out 25 letter to local nursing homes, and senior care and memory care facilities to promote our Memory/Reminisce Kits that we purchased with funds from the Daniel C. and Beatrice M. Fisher grant funds. A few agencies did respond and we will be setting up an outreach program with at least one of the local facilities where we would set up a monthly schedule for drop off and pick up of kits to the specific facility based on their needs and requests.
- Director Monica Mooney applied again this year for Daniel C. and Beatrice M. Fisher Fund grant. This year, the focus is on Family Literacy and Supporting ENL Initiatives. Grant applicants will be notified in November if funding was approved.
- On September 12, the Clarence Public Library distributed Emergency Care Kits through an Erie County Initiative. All libraries in the BECPL received kits to distribute. The kits were very popular and had to be reserved ahead of time.
- After receiving quotes, we have selected Cleaner Carpets (Clarence, NY) to do the library's carpet cleaning. This will take place on October 9 when the Clarence Library is closed for Columbus Day-Indigenous Peoples' Day.
- We have several interesting programs/author visits and speakers coming up in the next month and a half – author Burt Freiman (*Darker Shades of Night*), author Karen Wielenski (*Pieces of My Puzzle: A Personal Journey Through the 50s, 60s, 70s and Beyond*), speaker Bob Poczik (will review Candice Millard's *River of Doubt*) and historian Bren T. Pryce from the Buffalo Presidential Center will present "Presidents In Buffalo).
- New Staff – We welcomed Meredith Baron to our staff on September 11. Meredith is a page and is also pursuing her Master's Degree in Library Science.

Respectfully Submitted,

Monica Mooney

Director – Clarence Public Library