

This is My Library

The Lancaster Public Library



I can enter the library through the front entrance or the parking lot entrance.



Front Entrance



Parking
Lot
Entrance



**If I enter through the Front Entrance, I will
be in the Front Lobby.**



**If I enter through the Parking Lot Entrance, I
will be in the Downstairs Lobby.**



To get from the Downstairs Lobby to the Library collection, I can use the elevator or the stairs.



My library has rules to keep myself, others, and the library materials safe.

★ I need to use my quiet, inside voice when I talk so I don't disturb others.

★ I will not talk on the phone or play loud music or videos while I am visiting the library.

★ I will be kind to others and be gentle to the books, toys, and furniture.

★ I will use walking feet and keep my hands to myself when visiting the library.

This is the Children's Area.

Sometimes the toys are switched out.



I can look for books in the Children's Area.



I can also look for audiobooks and CDs in the Children's Area.




I can look for Vox Books, Wonder Books, and Read Along Books in the Children's Area.



I can look for children's videos and family videos.



I can look for graphic novels and magazines
in the Children's Area.



I can look for books and other media, and I can play games on a computer in the Children's Area. If I need help looking, I can ask a librarian.




I can find upcoming library programs and events.



I can use my library card to check out materials before I leave the library. There are rules about getting and using a library card. A librarian can provide me with more information about getting and using my library card.



I can ask one of the librarians or staff at the Information Desk if I need help with anything.



If I need to use the restroom during my visit to the library, I can use the restrooms in the Front Lobby of the library. I can get the bathroom keys next to the Community Room.



If I need to get a drink of water, I can use the drinking fountain in the hallway near the elevator.




If I come to the library for a program, it will be in the Community Room.



If I requested an item to be put on hold, I will find it on the hold shelf. The Holds Shelf is in alphabetical order by last name.



By each doorway into the library, I will see clear gates. If items that have not been checked out get too close, the gates will make a loud beep and glow red.




Other things I can find in the library are the Seed Library, the Local History Cabinet and the fireplace. The fireplace is sometimes lit up during the winter.



I can find a reading area behind the fireplace.



This is the Young Adult section. I can find books and graphic novels.



In other parts of the library, I can find
computers for adults,



audiobooks and reference books for adults,




music CDs and DVDs for adults,



non-fiction books for adults,



large print books for adults,



magazines for adults,



fiction books for adults,



new books for adults,



and upcoming programs and events.



There are different types of equipment I can use. I can use the printer, copier, and a low vision video magnifier.

Printer





Copier



Low Vision
Video Magnifier

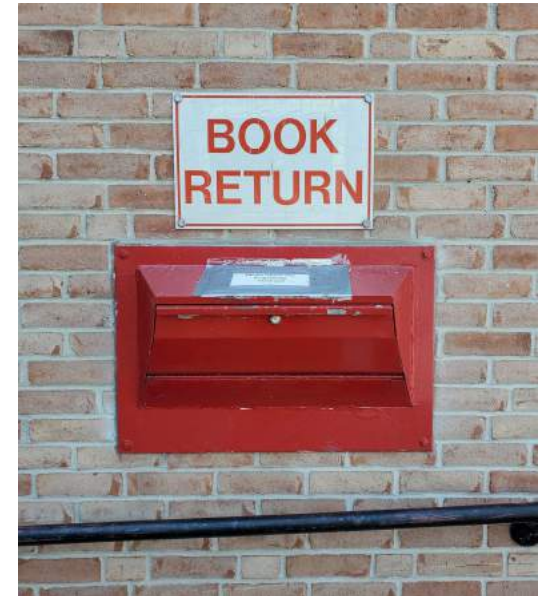
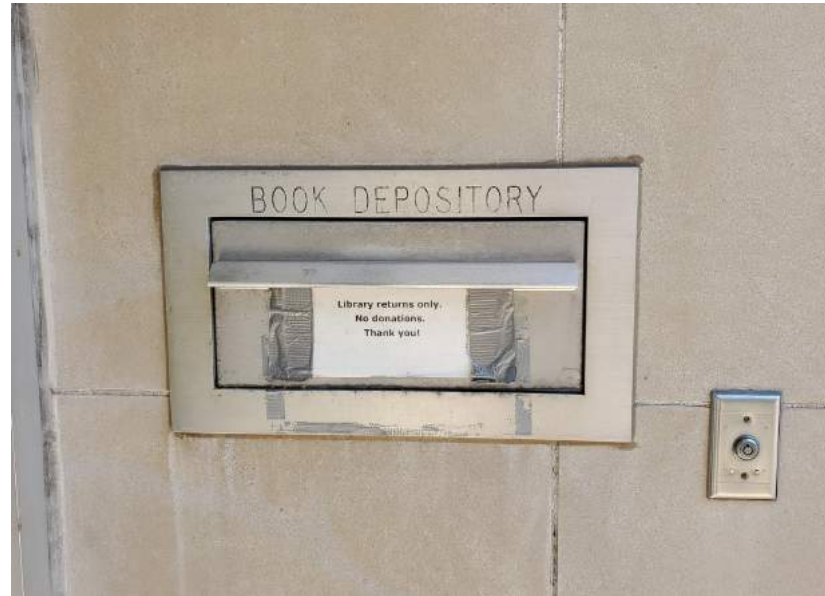


I can check items out at the self-check out machines in the Children's Area and Information Desk, or with library staff at the Information Desk.



**Next time I visit, I can return my books at the
Information Desk return, or at book returns
outside the library entrances.**

Sometimes the Book Return Creature changes.



I love visiting the Lancaster Library!

