

Abstract of Audited Vouchers For Private Checking Account

Newstead Public Library

Date of Audit: 4/13/22

Month Year

Total Claims(\$) 457.91

I certify that the vouchers listed on this abstract were audited by the Newstead Public Library Board on this above date and allowed to be paid to the claimants in the amounts shown.

4/13/22

Date

Authorizing Official

Vouchers				
Voucher #	Claimant	Amount	Check #	Date
1413	BookPage	\$390.00	1413	4/1/2022
1414	Keppler Culligan Water	\$67.91	1414	4/1/2022

Total: \$457.91

Abstract of Audited Vouchers For County Checking Account

Newstead Public Library

Date of Audit: 4/13/22

Month Year

Total Claims(\$) 612.91

I certify that the vouchers listed on this abstract were audited by the Newstead Public Library Board on this above date and allowed to be paid to the claimants in the amounts shown.

4/13/22

Date

Authorizing Official

Vouchers				
Voucher #	Claimant	Amount	Check #	Date
4503	Village of Akron	\$612.91	4503	4/1/2022

Total: \$612.91

Abstract of Audited Vouchers For County Checking Account

Newstead Public Library

Date of Audit: 4/13/22

Month Year

Total Claims(\$) 612.91

I certify that the vouchers listed on this abstract were audited by the Newstead Public Library Board on this above date and allowed to be paid to the claimants in the amounts shown.

4/13/22

Date

Authorizing Official

Vouchers				
Voucher #	Claimant	Amount	Check #	Date
4503	Village of Akron	\$612.91	4503	4/1/2022

Total: \$612.91

CONTRACT MEMBER LIBRARIES - Monthly Financial Report


LIBRARY: NEWSTEAD PUBLIC LIBRARY

MONTH: Feb-22

SAP Acct.	Description	Adopted Budget	Budget Transfers	Year-to-Date Expenditures	Available Budget	Projected Utilization at 12/31	Projected Variance at 12/31	Comments
500000	Salaries - Full-time	0	0	0	0		0	
502000	Fringe Benefits	0	0	0	0		0	
<u>Utility Charges:</u>								
515000	Water	500	0	19	481		500	
515000	Sewer	0	0	16	(16)		0	
515000	Natural Gas	6,000	0	0	6,000		6,000	
515000	Telephone - Maintenance	0	0	0	0		0	
510200	Dues and Fees	200	0	20	180		200	
545000	Rental Charges	0	0	0	0		0	
506200	Repairs & Maintenance Chgs.	2,700	0	0	2,700		2,700	
555050	Insurance Charges	0	0	0	0		0	
510000	Travel & Mileage Expenses	100	0	0	100		100	
530000	Other Expenses & Charges	750	0	98	652		750	
530000	Contingency (Bullet Aid)	0	0	156	(156)		0	
TOTAL EXPENSES		10,250	0	309	9,941	0	10,250	


DIRECT LOCAL INCOME	Adopted Budget	Budget Revisions	Y-T-D Revenues	To Be Realized	Projected Revenues	Projected Variance	Comments
Fines, Lost Books, etc.	1,500	0	522	978		(1,500)	
Copy Machines	300	0	0	300		(300)	
Print Cost Recovery	1,200	0	143	1,057		(1,200)	
Other Income	70	0	0	70		(70)	
State Funding	0	0	0	0		0	
Municipal Support	0	0	0	0		0	
Donations (priv. persons/foundations)	0	0	0	0		0	
Fundraising (events/booksales)	0	0	0	0		0	
Interest Income	0	0	0	0		0	
Misc Income	0	0	0	0		0	
Use of Fund Balance	0	0	0	0		0	
TOTAL DIRECT INCOME	3,070	0	665	2,405	0	(3,070)	

Library Visits

 Library	March			Year to Date Totals			Footnotes
	2022	2021	% of	2022	2021	% of	
	Total Sessions	Total Sessions	Change	Total Sessions	Total Sessions	Change	
Alden (Ewell Free)	917	845	8.5%	2,355	2,130	10.6%	<p>Libraries are operating consistent with guidance from the Erie County Health Department and Centers for Disease Control, emphasizing safety for patrons and staff.</p> <p>Aurora - Closed 3/7/2022-3/9/2022 - LED conversion project.</p> <p>Crane - Closed 3/7/2022-3/18/2022 - Complete construction Phase I.</p> <p>Library2Go - Added to statistical reports 2/2022.</p> <p>Panty - Closed starting 2/14/2022 - Floor replacement.</p>
Amherst							
Audubon	9,297	8,602	8.1%	23,440	18,563	26.3%	
Clearfield	9,098	7,686	18.4%	23,904	17,885	33.7%	
Egbertsville-Snyder	4,767	4,043	17.9%	11,986	9,730	23.2%	
Williamsville	1,653	1,330	24.3%	4,216	3,203	31.6%	
Angola	4,432	3,757	18.0%	11,317	8,601	31.6%	
Aurora	4,539	3,540	28.2%	12,846	8,219	56.3%	
Boston	1,028	1,096	-6.2%	2,855	2,772	3.0%	
Cheektowaga							
Julia Boyer Reinstein	8,071	6,550	23.2%	21,565	15,909	35.6%	
Reinstein Memorial	3,134	2,460	27.4%	7,850	5,593	40.4%	
Clarence	5,902	5,681	3.9%	15,792	12,564	25.7%	
Collins	1,172	1,022	14.7%	3,259	2,671	22.0%	
Concord	2,599	2,043	27.2%	6,767	5,595	20.9%	
Eden	1,296	1,248	3.8%	3,656	3,288	11.2%	
Elma	3,045	2,586	17.7%	8,241	6,102	35.1%	
Grand Island Memorial	3,588	3,101	15.7%	9,306	6,495	43.3%	
Hamburg							
Hamburg	6,815	4,937	38.0%	17,485	12,043	45.2%	
Lake Shore	3,104	2,348	32.2%	8,269	5,712	44.8%	
Lackawanna	5,698	1,950	192.2%	9,657	3,934	145.5%	
Lancaster	6,449	4,433	45.5%	16,279	9,106	78.8%	
Marilla	894	1,066	-16.1%	2,560	2,355	8.7%	
Newstead	2,395	2,458	-2.6%	6,160	6,192	-0.5%	
North Collins	1,022	894	14.3%	2,546	2,378	7.1%	
Orchard Park	10,848	7,232	50.0%	27,227	17,093	59.3%	
City of Tonawanda	3,691	3,226	14.4%	9,192	7,183	28.0%	
Town of Tonawanda							
Kenilworth	2,878	3,582	-19.7%	7,537	7,896	-4.5%	
Kenmore	8,451	6,996	20.8%	22,019	15,657	40.6%	
West Seneca	8,522	6,920	23.2%	21,875	19,420	12.6%	
Buffalo							
Coles	2,768	2,433	13.8%	6,960	6,145	13.3%	
Crane	2,028	1,865	8.7%	7,312	7,338	-0.4%	
Dudley	3,124	2,396	30.4%	7,654	5,650	35.5%	
East Clinton	1,154	864	33.6%	3,143	1,973	59.3%	
González-Soto	3,158	2,394	31.9%	7,432	5,096	45.8%	
Merriweather	5,371	4,271	25.8%	13,393	9,413	42.3%	
North Park	4,715	4,037	16.8%	11,924	9,587	24.4%	
Panty	0	2,171	-100.0%	2,525	4,699	-46.3%	
Central	17,633	11,164	57.9%	43,137	27,086	59.3%	
Bookmobile Services							
Library on Wheels	740	115	543.5%	2,257	216	944.9%	
Library2Go	144	See note.	See note.	144	See note.	See note.	
Institutions							
Correctional Facility	683	1,399	-51.2%	1,768	2,651	-33.3%	
Holding Center	346	336	3.0%	899	875	2.7%	
System	167,169	135,077	23.8%	428,709	319,018	34.4%	
Member Libraries	125,305	101,632	23.3%	320,161	238,289	34.4%	
Buffalo Branches	22,318	20,431	9.2%	60,343	49,901	20.9%	
Central Library	17,633	11,164	57.9%	43,137	27,086	59.3%	
Bookmobile	884	115	668.7%	2,401	216	1011.6%	
Institutions	1,029	1,735	-40.7%	2,667	3,526	-24.4%	


Registered Public Access Computer Sessions

Session Counts Per Outlet

	March			Year to Date Totals			Footnotes
	2022	2021	% of	2022	2021	% of	
	Total Sessions	Total Sessions	Change	Total Sessions	Total Sessions	Change	
Library							
Alden (Ewell Free)	68	70	-2.9%	191	184	3.8%	<p>Libraries are operating consistent with guidance from the Erie County Health Department and Centers for Disease Control, emphasizing safety for patrons and staff.</p> <p>Aurora - Closed 3/7/2022-3/9/2022 - LED conversion project.</p> <p>Crane - Closed 3/7/2022-3/18/2022 - Complete construction Phase I.</p> <p>Library2Go - Added to statistical reports 2/2022.</p> <p>Panty - Closed starting 2/14/2022 - Floor replacement.</p>
Amherst							
Audubon	1,093	1,186	-7.8%	2,654	2,255	17.7%	
Clearfield	787	625	25.9%	1,922	1,317	45.9%	
Eggertsville-Snyder	484	469	3.2%	1,167	1,087	7.4%	
Williamsville	148	135	9.6%	333	305	9.2%	
Angola	237	119	99.2%	571	301	89.7%	
Aurora	330	250	32.0%	878	554	58.5%	
Boston	83	87	-4.6%	203	217	-6.5%	
Cheektowaga							
Julia Boyer Reinstein	1,443	1,107	30.4%	3,713	2,522	47.2%	
Reinstein Memorial	695	539	28.9%	1,677	1,168	43.6%	
Clarence	523	501	4.4%	1,323	1,026	28.9%	
Collins	98	109	-10.1%	264	341	-22.6%	
Concord	193	188	2.7%	583	522	11.7%	
Eden	98	124	-21.0%	283	332	-14.8%	
Elma	186	178	4.5%	540	362	49.2%	
Grand Island Memorial	271	209	29.7%	692	370	87.0%	
Hamburg							
Hamburg	1,015	812	25.0%	2,459	1,940	26.8%	
Lake Shore	256	163	57.1%	592	440	34.5%	
Lackawanna	476	419	13.6%	1,133	757	49.7%	
Lancaster	753	862	-12.6%	1,911	1,450	31.8%	
Marilla	34	40	-15.0%	93	148	-37.2%	
Newstead	147	149	-1.3%	409	493	-17.0%	
North Collins	104	154	-32.5%	260	452	-42.5%	
Orchard Park	638	427	49.4%	1,626	907	79.3%	
City of Tonawanda	614	524	17.2%	1,368	926	47.7%	
Town of Tonawanda							
Kenilworth	429	377	13.8%	1,104	790	39.7%	
Kenmore	1,543	1,054	46.4%	4,060	2,219	83.0%	
West Seneca	1,139	1,094	4.1%	2,742	2,503	9.5%	
Buffalo							
Coles	892	910	-2.0%	2,288	2,271	0.7%	
Crane	291	231	26.0%	1,043	960	8.6%	
Dudley	671	458	46.5%	1,626	1,096	48.4%	
East Clinton	266	212	25.5%	725	525	38.1%	
González-Soto	650	728	-10.7%	1,652	1,569	5.3%	
Merriweather	1,419	1,232	15.2%	3,815	2,836	34.5%	
North Park	941	913	3.1%	2,329	2,135	9.1%	
Panty	0	420	-100.0%	539	898	-40.0%	
Central	6,025	4,265	41.3%	14,189	10,657	33.1%	
Bookmobile Services							
Library on Wheels	0	0	#DIV/0!	0	0	#DIV/0!	
Library2Go	0	See note.	See note.	0	See note.	See note.	
System	25,040	21,340	17.3%	62,957	48,835	28.9%	
Member Libraries	13,885	11,971	16.0%	34,751	25,888	34.2%	
Buffalo Branches	5,130	5,104	0.5%	14,017	12,290	14.1%	
Central Library	6,025	4,265	41.3%	14,189	10,657	33.1%	
Bookmobile Services	0	0	#DIV/0!	0	0	#DIV/0!	


WiFi

Total Logins

 LIBRARY	March			Year to Date Totals			Footnotes
	2022	2021	% of	2022	2021	% of	
	Total Sessions	Total Sessions	Change	Total Sessions	Total Sessions	Change	
Library							
Alden (Ewell Free)	451	355	27.0%	1,160	842	37.8%	<p>Libraries are operating consistent with guidance from the Erie County Health Department and Centers for Disease Control, emphasizing safety for patrons and staff.</p> <p>Aurora - Closed 3/7/2022-3/9/2022 - LED conversion project.</p> <p>Crane - Closed 3/7/2022-3/18/2022 - Complete construction Phase I.</p> <p>Library2Go - Added to statistical reports 2/2022.</p> <p>Panty - Closed starting 2/14/2022 - Floor replacement.</p>
Amherst							
Audubon	2,161	2,154	0.3%	5,856	4,479	30.7%	
Clearfield	1,894	1,746	8.5%	5,166	3,947	30.9%	
Eggertsville-Snyder	1,065	956	11.4%	2,796	2,336	19.7%	
Williamsville	1,320	1,629	-19.0%	3,182	3,188	-0.2%	
Angola	222	169	31.4%	541	376	43.9%	
Aurora	2,028	1,492	35.9%	5,302	3,910	35.6%	
Boston	149	138	8.0%	416	319	30.4%	
Cheektowaga							
Julia Boyer Reinstein	1,362	737	84.8%	3,305	1,815	82.1%	
Reinstein Memorial	670	596	12.4%	1,834	1,126	62.9%	
Clarence	1,259	1,184	6.3%	3,272	2,566	27.5%	
Collins	248	237	4.6%	616	641	-3.9%	
Concord	538	457	17.7%	1,318	1,197	10.1%	
Eden	249	229	8.7%	639	511	25.0%	
Elma	348	283	23.0%	846	718	17.8%	
Grand Island Memorial	634	645	-1.7%	1,679	1,350	24.4%	
Hamburg							
Hamburg	1,898	1,591	19.3%	4,818	3,903	23.4%	
Lake Shore	431	398	8.3%	1,160	966	20.1%	
Lackawanna	488	276	76.8%	1,180	636	85.5%	
Lancaster	1,680	1,418	18.5%	4,225	3,233	30.7%	
Marilla	105	109	-3.7%	257	294	-12.6%	
Newstead	334	701	-52.4%	1,154	1,775	-35.0%	
North Collins	368	333	10.5%	946	755	25.3%	
Orchard Park	1,769	958	84.7%	4,250	2,345	81.2%	
City of Tonawanda	564	746	-24.4%	1,549	1,350	14.7%	
Town of Tonawanda							
Kenilworth	448	329	36.2%	1,086	821	32.3%	
Kenmore	2,216	1,543	43.6%	5,448	3,572	52.5%	
West Seneca	1,937	1,668	16.1%	4,774	3,967	20.3%	
Buffalo							
Coles	936	551	69.9%	2,285	1,434	59.3%	
Crane	371	406	-8.6%	1,150	1,632	-29.5%	
Dudley	1,297	1,781	-27.2%	4,399	3,378	30.2%	
East Clinton	645	449	43.7%	1,667	1,132	47.3%	
González-Soto	2,401	1,702	41.1%	5,541	4,002	38.5%	
Merriweather	985	755	30.5%	2,590	1,738	49.0%	
North Park	1,044	847	23.3%	2,492	2,274	9.6%	
Panty	970	1,025	-5.4%	2,659	2,454	8.4%	
Central	14,618	8,808	66.0%	36,212	22,954	57.8%	
Bookmobile Services							
Library on Wheels	35	48	-27.1%	106	71	49.3%	
Library2Go	0	See note.	See note.	0	See note.	See note.	
System	50,138	39,449	27.1%	127,876	94,007	36.0%	
Member Libraries	26,836	23,077	16.3%	68,775	52,938	29.9%	
Buffalo Branches	8,649	7,516	15.1%	22,783	18,044	26.3%	
Central Library	14,618	8,808	66.0%	36,212	22,954	57.8%	
Bookmobile Services	35	48	-27.1%	106	71	49.3%	

Circulation

Total Circulations

 Library	March			Year to Date Totals			Footnotes
	2022	2021	% of	2022	2021	% of	
	Total	Total	Change	Total	Total	Change	
Circulations	Circulations			Circulations	Circulations		
Alden (Ewell Free)	1,447	1,523	-5.0%	3,559	3,875	-8.2%	<p>Libraries are operating consistent with guidance from the Erie County Health Department and Centers for Disease Control, emphasizing safety for patrons and staff.</p> <p>Aurora - Closed 3/7/2022-3/9/2022 - LED conversion project.</p> <p>Correctional Facility and Holding Center - Numbers not received.</p> <p>Crane - Closed 3/7/2022-3/18/2022 - Complete construction Phase I.</p> <p>Library2Go - Added to statistical reports 2/2022.</p> <p>Music/Music Videos Downloaded - The Library is in the process of implementing a new service provider.</p> <p>Panty - Closed starting 2/14/2022 - Floor replacement.</p>
Amherst							
Audubon	19,386	19,738	-1.8%	51,105	48,255	5.9%	
Clearfield	17,077	17,330	-1.5%	46,128	42,172	9.4%	
Eggertsville-Snyder	8,013	8,176	-2.0%	21,728	21,754	-0.1%	
Williamsville	2,577	2,683	-4.0%	6,230	6,158	1.2%	
Angola	1,909	1,957	-2.5%	4,815	4,817	0.0%	
Aurora	7,435	7,364	1.0%	20,968	18,533	13.1%	
Boston	2,010	2,441	-17.7%	5,291	5,783	-8.5%	
Cheektowaga							
Julia Boyer Reinstein	14,252	13,876	2.7%	39,333	34,325	14.6%	
Reinstein Memorial	4,808	4,574	5.1%	12,360	9,893	24.9%	
Clarence	12,222	13,101	-6.7%	33,514	33,066	1.4%	
Collins	2,357	2,393	-1.5%	6,846	6,730	1.7%	
Concord	3,342	3,244	3.0%	8,379	8,663	-3.3%	
Eden	2,351	3,007	-21.8%	6,793	8,109	-16.2%	
Elma	5,127	5,214	-1.7%	13,982	12,772	9.5%	
Grand Island Memorial	6,319	6,747	-6.3%	17,218	16,234	6.1%	
Hamburg							
Hamburg	10,852	10,352	4.8%	30,332	26,343	15.1%	
Lake Shore	3,794	3,707	2.3%	10,285	8,567	20.1%	
Lackawanna	2,424	2,328	4.1%	6,073	4,737	28.2%	
Lancaster	11,175	9,752	14.6%	29,439	22,224	32.5%	
Marilla	2,282	2,587	-11.8%	5,808	6,862	-15.4%	
Newstead	2,996	2,993	0.1%	8,246	8,889	-7.2%	
North Collins	1,186	1,179	0.6%	2,743	3,039	-9.7%	
Orchard Park	14,764	13,049	13.1%	38,795	32,086	20.9%	
City of Tonawanda	5,887	5,626	4.6%	14,636	13,099	11.7%	
Town of Tonawanda							
Kenilworth	3,307	3,222	2.6%	9,018	8,765	2.9%	
Kenmore	14,995	15,377	-2.5%	41,628	36,285	14.7%	
West Seneca	11,823	12,245	-3.4%	30,669	30,907	-0.8%	
Buffalo							
Coles	1,309	1,090	20.1%	3,312	2,868	15.5%	
Crane	3,296	2,843	15.9%	10,643	10,429	2.1%	
Dudley	2,804	2,405	16.6%	6,814	5,510	23.7%	
East Clinton	1,425	1,097	29.9%	3,795	2,787	36.2%	
González-Soto	2,360	2,199	7.3%	5,848	4,865	20.2%	
Merriweather	1,923	2,565	-25.0%	5,587	6,322	-11.6%	
North Park	5,114	5,038	1.5%	13,103	11,547	13.5%	
Panty	6	1,510	-99.6%	1,810	3,575	-49.4%	
Central	15,416	15,531	-0.7%	41,511	40,413	2.7%	
Bookmobile Services							
Library on Wheels	1,265	834	51.7%	3,533	1,746	102.3%	
Library2Go	158	See note.	See note.	323	See note.	See note.	
Institutions							
Correctional Facility	0	0	#DIV/0!	0	0	#DIV/0!	
Holding Center	0	0	#DIV/0!	0	0	#DIV/0!	
System							
Online Renewals	84,310	94,135	-10.4%	226,809	211,930	7.0%	
Interlibrary Loans	1,294	1,174	10.2%	3,407	3,051	11.7%	
Audio Books Downloaded	44,972	39,168	14.8%	129,352	111,066	16.5%	
Videos Downloaded/Streamed	79	106	-25.5%	244	392	-37.8%	
eBook Checkouts/Downloads	76,628	80,417	-4.7%	230,963	238,422	-3.1%	
Music/Music Videos Downloaded	0	26,879	-100.0%	0	82,588	-100.0%	
B&ECPL Totals	438,476	472,776	-7.3%	1,212,975	1,220,453	-0.6%	
Member Libraries	196,117	195,785	0.2%	525,921	482,942	8.9%	
Buffalo Branches	18,237	18,747	-2.7%	50,912	47,903	6.3%	
Central Library	15,416	15,531	-0.7%	41,511	40,413	2.7%	
Bookmobile Services	1,423	834	70.6%	3,856	1,746	120.8%	
Institutions	0	0	#DIV/0!	0	0	#DIV/0!	
System	207,283	241,879	-14.3%	590,775	647,449	-8.8%	