

Agenda for the Meeting of the Board of Trustees of the Newstead Public Library

Wednesday May 13, 2026 @ 7 pm

Newstead Public Library

33 Main Street, Akron, NY 14001

- 1) Meeting Called to order and attendance
- 2) Approval of minutes of meeting held on Wednesday, April 1, 2026

Action Required

- 3) Approval of the agenda for May 13, 2026
- 4) Public Comment
- 5) Director's report
 - a. Review of monthly report
 - b. Review of monthly library statistics
 - c. Friends of the Newstead Public Library Report
- 6) Finances
 - a. County paid
 - b. Privately paid
 - c. Other bills
 - d. Approval of Voucher Abstract
- 7) New Business
 - a. Library Construction Grant – Fire System job awarded- additional work to use funds
 - b. Approval of State Report
- 8) Building
 - a. Alley Mechanical Room Thermostat
 - b. Floats in Water Tank - Basement
- 9) Old Business
 - a. Julie Fundraiser
- 10) Other Business
- 11) Next Meeting- June 11
- 12) Adjournment of Meeting Action Required

**Newstead Public Library
Board of Trustees
Wednesday April 1, 2026 @ 7:00 pm**

Board Members Present: Sue Sweitzer, Sue Brown, Michelle Cositore, Laura Place

Absent: Mary Mangan

At Large: Library Director Kristine Sutton

Call to Order: 7:01 pm, Motion to call to order-Sue B, Seconded Laura

Approval of Minutes from March 11, 2026, Motion to approve-Sue B, Seconded Michelle

Approval of Agenda for April 1, 2026, Motion to approve- Sue S, Seconded Sue B

Public Comment: None

Directors Report: Reviewed monthly program report and library statistics.

Finances: Bills were all reviewed and approved. Reviewed Monthly Financial Report, Abstract approved-Sue S, Seconded Michelle

New Business: NYS Legislature Grant in Aid approved funds in the amount of \$20,000. This funding sponsored by Assembly member Stephen Hawley can be used for programming to benefit the community. Reviewed and Revised Bylaws.

Building: Estimates from non-proprietary members for the Fire Panel System will be submitted to the town for the bidding process. Dry wall repair quote will be sent to John.

Next meeting: May 13, 2026 @ 7 pm

Meeting Adjourned: 7:51 pm, Motion to adjourn-Sue B, Seconded Laura

Program Report prog

4/2026
NEWSTEAD


Updated
New Record Saved

Action	Program Date	Title	Number of Programs	Total Attendance	Type (R/L/RV)	Type (G/OoO/SDOoO)	Target Audience	Outreach?	Technology/ Digital Literacy	Tutoring/ Literacy
<input type="checkbox"/> Delete	04/01/2026	Bookmark Buddies	4	187	Regular	Group	Intergenerational/Combined	<input type="radio"/> Yes <input checked="" type="radio"/> No	<input type="radio"/> Yes <input checked="" type="radio"/> No	<input type="radio"/> Yes <input checked="" type="radio"/> No
<input type="checkbox"/> Delete	04/01/2026	Drawing for Kids	1	10	Regular	Group	Children 6-11	<input type="radio"/> Yes <input checked="" type="radio"/> No	<input type="radio"/> Yes <input checked="" type="radio"/> No	<input type="radio"/> Yes <input checked="" type="radio"/> No
<input type="checkbox"/> Delete	04/04/2026	Peace Love Yarn	1	12	Regular	Group	Intergenerational/Combined	<input type="radio"/> Yes <input checked="" type="radio"/> No	<input type="radio"/> Yes <input checked="" type="radio"/> No	<input type="radio"/> Yes <input checked="" type="radio"/> No
<input type="checkbox"/> Delete	04/06/2026	Mahjong	4	21	Regular	Group	Adults	<input type="radio"/> Yes <input checked="" type="radio"/> No	<input type="radio"/> Yes <input checked="" type="radio"/> No	<input type="radio"/> Yes <input checked="" type="radio"/> No
<input type="checkbox"/> Delete	04/07/2026	Tai Chi	4	104	Regular	Group	Adults	<input type="radio"/> Yes <input checked="" type="radio"/> No	<input type="radio"/> Yes <input checked="" type="radio"/> No	<input type="radio"/> Yes <input checked="" type="radio"/> No
<input type="checkbox"/> Delete	04/07/2026	Book Club	1	3	Regular	Group	Adults	<input type="radio"/> Yes <input checked="" type="radio"/> No	<input type="radio"/> Yes <input checked="" type="radio"/> No	<input type="radio"/> Yes <input checked="" type="radio"/> No
<input type="checkbox"/> Delete	04/07/2026	Feelings Rock	2	131	Regular	Group	Children 5 and under	<input type="radio"/> Yes <input checked="" type="radio"/> No	<input type="radio"/> Yes <input checked="" type="radio"/> No	<input type="radio"/> Yes <input checked="" type="radio"/> No
<input type="checkbox"/> Delete	04/08/2026	Vais Book Club	3	13	Regular	Group	Teens	<input type="radio"/> Yes <input checked="" type="radio"/> No	<input type="radio"/> Yes <input checked="" type="radio"/> No	<input type="radio"/> Yes <input checked="" type="radio"/> No
<input type="checkbox"/> Delete	04/10/2026	Cinderella	1	56	Regular	Group	Intergenerational/Combined	<input type="radio"/> Yes <input checked="" type="radio"/> No	<input type="radio"/> Yes <input checked="" type="radio"/> No	<input type="radio"/> Yes <input checked="" type="radio"/> No
<input type="checkbox"/> Delete	04/11/2026	Miss Emily's Prechool Storyti	2	37	Regular	Group	Children 5 and under	<input type="radio"/> Yes <input checked="" type="radio"/> No	<input type="radio"/> Yes <input checked="" type="radio"/> No	<input type="radio"/> Yes <input checked="" type="radio"/> No
<input type="checkbox"/> Delete	04/14/2026	Toddvertime	2	112	Regular	Group	Children 5 and under	<input type="radio"/> Yes <input checked="" type="radio"/> No	<input type="radio"/> Yes <input checked="" type="radio"/> No	<input type="radio"/> Yes <input checked="" type="radio"/> No
<input type="checkbox"/> Delete	04/14/2026	Feedmore Farm truck	2	43	Regular	Group	Intergenerational/Combined	<input type="radio"/> Yes <input checked="" type="radio"/> No	<input type="radio"/> Yes <input checked="" type="radio"/> No	<input type="radio"/> Yes <input checked="" type="radio"/> No
<input type="checkbox"/> Delete	04/15/2026	One Church	1	12	Regular	Group	Children 5 and under	<input type="radio"/> Yes <input checked="" type="radio"/> No	<input type="radio"/> Yes <input checked="" type="radio"/> No	<input type="radio"/> Yes <input checked="" type="radio"/> No
<input type="checkbox"/> Delete	04/15/2026	APA preschool visit	1	16	Regular	Group	Children 5 and under	<input type="radio"/> Yes <input checked="" type="radio"/> No	<input type="radio"/> Yes <input checked="" type="radio"/> No	<input type="radio"/> Yes <input checked="" type="radio"/> No
<input type="checkbox"/> Delete	04/16/2026	Literacy Night at Clarence Lil	1	50	Regular	Group	Intergenerational/Combined	<input type="radio"/> Yes <input checked="" type="radio"/> No	<input type="radio"/> Yes <input checked="" type="radio"/> No	<input type="radio"/> Yes <input checked="" type="radio"/> No
<input type="checkbox"/> Delete	04/17/2026	Homeschool Science	1	10	Regular	Group	Intergenerational/Combined	<input type="radio"/> Yes <input checked="" type="radio"/> No	<input type="radio"/> Yes <input checked="" type="radio"/> No	<input type="radio"/> Yes <input checked="" type="radio"/> No
<input type="checkbox"/> Delete	04/18/2026	Lego Club	1	11	Regular	Group	Children 6-11	<input type="radio"/> Yes <input checked="" type="radio"/> No	<input type="radio"/> Yes <input checked="" type="radio"/> No	<input type="radio"/> Yes <input checked="" type="radio"/> No
<input type="checkbox"/> Delete	04/18/2026	Fox Trot Class	1	3	Regular	Group	Adults	<input type="radio"/> Yes <input checked="" type="radio"/> No	<input type="radio"/> Yes <input checked="" type="radio"/> No	<input type="radio"/> Yes <input checked="" type="radio"/> No
<input type="checkbox"/> Delete	04/27/2026	Seasons on the Farm	1	8	Regular	Group	Children 6-11	<input type="radio"/> Yes <input checked="" type="radio"/> No	<input type="radio"/> Yes <input checked="" type="radio"/> No	<input type="radio"/> Yes <input checked="" type="radio"/> No

<input type="checkbox"/>	04/30/2026	Good for Neighborhood	1	175	Regular	Group	Intergenerational/Combined	<input checked="" type="radio"/> Yes <input type="radio"/> No	<input checked="" type="radio"/> Yes <input type="radio"/> No	<input type="radio"/> Yes <input checked="" type="radio"/> No
<input type="checkbox"/>	04/30/2026	In the Kitchen with Val	2	423	Recorded Virtual	Group	Intergenerational/Combined	<input type="radio"/> Yes <input checked="" type="radio"/> No	<input checked="" type="radio"/> Yes <input type="radio"/> No	<input type="radio"/> Yes <input checked="" type="radio"/> No
New Entry										
<input type="checkbox"/>			1		-- Select --	-- Select --	-- Select --	<input type="radio"/> Yes <input checked="" type="radio"/> No	<input type="radio"/> Yes <input checked="" type="radio"/> No	<input checked="" type="radio"/> Yes <input type="radio"/> No

Save Add/Changes
Return to Menu

Library Visits

 Library	April			Year to Date Totals			Footnotes
	2026	2025	% of	2026	2025	% of	
	Total Sessions	Total Sessions	Change	Total Sessions	Total Sessions	Change	
Alden (Ewell Free)	1,071	860	24.5%	3,348	3,393	-1.3%	
<i>Amherst</i>							
Chisholm (formerly Audubon)	14,886	12,788	16.4%	54,049	48,175	12.2%	
Clearfield	10,058	10,469	-3.9%	39,339	40,411	-2.7%	
Eggertsville-Snyder	4,476	4,889	-8.4%	17,538	19,406	-9.6%	
Williamsville	1,711	1,817	-5.8%	5,802	6,589	-11.9%	
Angola	3,825	3,428	11.6%	14,762	12,836	15.0%	
Aurora	5,389	5,790	-6.9%	21,359	22,295	-4.2%	
Boston	1,349	1,228	9.9%	4,631	4,566	1.4%	
<i>Cheektowaga</i>							
Julia Boyer Reinstein	8,993	9,303	-3.3%	34,229	35,049	-2.3%	
Reinstein Memorial	3,814	3,577	6.6%	13,449	12,806	5.0%	
Clarence	6,353	6,428	-1.2%	24,362	24,975	-2.5%	
Collins	1,836	1,877	-2.2%	6,763	6,754	0.1%	
Concord	2,948	2,722	8.3%	10,240	9,596	6.7%	
Eden	1,427	1,360	4.9%	4,634	4,833	-4.1%	
Elma	3,599	3,601	-0.1%	12,176	13,017	-6.5%	
Grand Island Memorial	5,577	5,433	2.7%	16,785	16,044	4.6%	
<i>Hamburg</i>							
Hamburg	7,737	8,192	-5.6%	29,592	31,597	-6.3%	
Lake Shore	3,018	3,794	-20.5%	12,534	12,568	-0.3%	
Lackawanna	2,583	2,574	0.3%	9,384	9,536	-1.6%	
Lancaster	8,547	8,692	-1.7%	29,677	30,344	-2.2%	
Marilla	877	894	-1.9%	3,349	3,144	6.5%	
Newstead	3,221	3,195	0.8%	10,544	10,596	-0.5%	
North Collins	1,081	993	8.9%	3,902	4,080	-4.4%	
Orchard Park	11,425	11,128	2.7%	42,869	43,435	-1.3%	
City of Tonawanda	4,395	4,729	-7.1%	16,350	17,165	-4.7%	
<i>Town of Tonawanda</i>							
Kenilworth	2,267	2,734	-17.1%	9,484	10,277	-7.7%	
Kenmore	10,259	9,332	9.9%	37,669	36,263	3.9%	
West Seneca	11,064	10,469	5.7%	39,357	36,988	6.4%	
<i>Buffalo</i>							
Coles	3,417	3,502	-2.4%	12,084	12,722	-5.0%	
Crane	5,325	5,406	-1.5%	19,685	19,097	3.1%	
Dudley	2,447	2,289	6.9%	9,160	9,318	-1.7%	
East Clinton	1,215	1,306	-7.0%	4,423	5,002	-11.6%	
González-Soto	2,403	2,406	-0.1%	8,623	7,832	10.1%	
Merriweather	9,162	9,100	0.7%	32,713	30,920	5.8%	
North Park	3,485	3,484	0.0%	12,815	14,216	-9.9%	
Panty	2,576	2,596	-0.8%	9,013	9,720	-7.3%	
<i>Central</i>							
Central	28,889	29,768	-3.0%	111,823	116,574	-4.1%	
<i>Bookmobile Services</i>							
Library on Wheels	1,408	643	119.0%	4,817	3,883	24.1%	
Library2Go	336	292	15.1%	1,319	1,125	17.2%	
<i>Institutions</i>							
Correctional Facility	1,314	1,695	-22.5%	4,993	5,787	-13.7%	
Holding Center	565	625	-9.6%	2,399	2,593	-7.5%	
System	206,328	205,408	0.4%	762,044	765,527	-0.5%	
Member Libraries	143,786	142,296	1.0%	528,177	526,738	0.3%	
Buffalo Branches	30,030	30,089	-0.2%	108,516	108,827	-0.3%	
Central Library	28,889	29,768	-3.0%	111,823	116,574	-4.1%	
Bookmobile	1,744	935	86.5%	6,136	5,008	22.5%	
Institutions	1,879	2,320	-19.0%	7,392	8,380	-11.8%	

System-wide - 4/1/2026 - Network Outage (all libraries except Central) reported 10:30 am, and resolved 3:30 pm.

Alden - Closed 4/4/2026 - Saturday before holiday.

Amherst Libraries - 4/17/2026 Closed - Professional Development Day.

Holding Center - Closed 4/13/2026 and 4/28/2026 - No guard on duty.

Julia Boyer Reinstein - Closed 4/20/2026 - Heating issues.

Kenilworth - Closed beginning 4/27/2026 - Construction.


Kenmore - Starting 4/27/2026, the Kenmore Library will temporarily be open extended hours until 8pm on Mondays and Fridays during Kenilworth construction.

Library on Wheels Bookmobile - 4/6/2026-4/10/2026 - The majority of school stops cancelled/rescheduled for spring break.

West Seneca - Closed 4/6/2026, and partial day 4/7/2026 - Power outage.

Circulation

Total Circulations

 Library	April			Year to Date Totals			Footnotes
	2026	2025	% of	2026	2025	% of	
	Total	Total	Change	Total	Total	Change	
	Circulations	Circulations		Circulations	Circulations		
Alden (Ewell Free)	1,902	2,084	-8.7%	7,924	9,059	-12.5%	
<i>Amherst</i>							
Chisholm (formerly Audubon)	36,193	35,623	1.6%	140,658	140,607	0.0%	
Clearfield	25,822	26,777	-3.6%	97,791	103,498	-5.5%	
Eggertsville-Snyder	12,697	13,743	-7.6%	50,000	53,406	-6.4%	
Williamsville	3,215	4,168	-22.9%	11,816	15,031	-21.4%	
Angola	2,354	2,537	-7.2%	10,025	10,030	0.0%	
Aurora	14,742	14,307	3.0%	58,248	57,436	1.4%	
Boston	2,608	2,931	-11.0%	10,393	11,353	-8.5%	
<i>Cheektowaga</i>							
Julia Boyer Reinstein	20,812	23,088	-9.9%	81,949	89,287	-8.2%	
Reinstein Memorial	8,974	8,274	8.5%	33,208	30,839	7.7%	
Clarence	17,901	19,657	-8.9%	68,704	74,806	-8.2%	
Collins	4,788	5,027	-4.8%	17,169	19,171	-10.4%	
Concord	5,292	5,316	-0.5%	20,778	19,847	4.7%	
Eden	3,120	3,376	-7.6%	11,502	13,798	-16.6%	
Elma	8,092	8,835	-8.4%	30,516	33,936	-10.1%	
Grand Island Memorial	9,523	10,661	-10.7%	34,632	38,626	-10.3%	
<i>Hamburg</i>							
Hamburg	18,509	18,951	-2.3%	70,160	71,934	-2.5%	
Lake Shore	5,834	5,746	1.5%	20,667	21,099	-2.0%	
Lackawanna	3,642	4,063	-10.4%	14,220	15,739	-9.7%	
Lancaster	20,655	20,644	0.1%	82,037	82,020	0.0%	
Marilla	2,802	3,555	-21.2%	12,363	12,769	-3.2%	
Newstead	5,446	5,022	8.4%	19,093	18,532	3.0%	
North Collins	1,404	1,305	7.6%	5,436	5,504	-1.2%	
Orchard Park	24,089	24,536	-1.8%	91,966	93,069	-1.2%	
City of Tonawanda	7,623	8,090	-5.8%	30,630	31,815	-3.7%	
<i>Town of Tonawanda</i>							
Kenilworth	4,014	5,122	-21.6%	16,309	18,671	-12.7%	
Kenmore	24,715	25,231	-2.0%	97,016	97,502	-0.5%	
West Seneca	18,730	19,397	-3.4%	71,365	74,978	-4.8%	
<i>Buffalo</i>							
Coles	2,065	1,950	5.9%	8,798	7,520	17.0%	
Crane	9,705	9,783	-0.8%	37,758	37,818	-0.2%	
Dudley	4,268	3,786	12.7%	16,122	15,880	1.5%	
East Clinton	1,705	2,335	-27.0%	5,898	9,524	-38.1%	
González-Soto	2,743	2,285	20.0%	9,751	7,464	30.6%	
Merriweather	3,256	3,674	-11.4%	13,351	14,478	-7.8%	
North Park	7,477	8,338	-10.3%	29,174	32,887	-11.3%	
Panty	3,034	2,750	10.3%	10,615	9,889	7.3%	
Central	17,049	19,027	-10.4%	68,640	76,447	-10.2%	
<i>Bookmobile Services</i>							
Library on Wheels	2,506	1,543	62.4%	9,819	7,600	29.2%	
Library2Go	2,014	2,210	-8.9%	8,260	8,651	-4.5%	
<i>Institutions</i>							
Correctional Facility	6,703	7,739	-13.4%	27,135	29,818	-9.0%	
Holding Center	9,599	12,143	-21.0%	43,407	54,245	-20.0%	
<i>System</i>							
Online Renewals	430	559	-23.1%	1,847	2,137	-13.6%	
Interlibrary Loans	1,653	1,707	-3.2%	6,463	5,529	16.9%	
eAudiobooks	73,984	73,292	0.9%	296,222	294,851	0.5%	
eVideos	0	1,589	-100.0%	0	6,734	-100.0%	
eBooks	85,247	85,939	-0.8%	348,282	356,752	-2.4%	
eMusic	0	260	-100.0%	0	1,006	-100.0%	
eMagazines	36,299	30,211	20.2%	143,543	118,268	21.4%	
B&ECP Totals	585,235	599,186	-2.3%	2,301,660	2,361,860	-2.5%	
Member Libraries	315,498	328,066	-3.8%	1,216,575	1,264,362	-3.8%	
Buffalo Branches	34,253	34,901	-1.9%	131,467	135,460	-2.9%	
Central Library	17,049	19,027	-10.4%	68,640	76,447	-10.2%	
Bookmobile Services	4,520	3,753	20.4%	18,079	16,251	11.2%	
Institutions	16,302	19,882	-18.0%	70,542	84,063	-16.1%	
System	197,613	193,557	2.1%	796,357	785,277	1.4%	

System-wide - 4/1/2026 - Network Outage (all libraries except Central) reported 10:30 am, and resolved 3:30 pm.

Alden - Closed 4/4/2026 - Saturday before holiday.

Amherst Libraries - 4/17/2026 Closed - Professional Development Day.

Holding Center - Closed 4/13/2026 and 4/28/2026 - No guard on duty.

Julia Boyer Reinstein - Closed 4/20/2026 - Heating issues.

Kenilworth - Closed beginning 4/27/2026 - Construction.


Kenmore - Starting 4/27/2026, the Kenmore Library will temporarily be open extended hours until 8pm on Mondays and Fridays during Kenilworth construction.

Library on Wheels Bookmobile - 4/6/2026-4/10/2026 - The majority of school stops cancelled/rescheduled for spring break.

West Seneca - Closed 4/6/2026, and partial day 4/7/2026 - Power outage.

WiFi

Total Logins

 Library	April			Year to Date Totals			Footnotes
	2026	2025	% of	2026	2025	% of	
	Total Sessions	Total Sessions	Change	Total Sessions	Total Sessions	Change	
Alden (Ewell Free)	681	618	10.2%	2,302	2,164	6.4%	System-wide - 4/1/2026 - Network Outage (all libraries except Central) reported 10:30 am, and resolved 3:30 pm. Alden - Closed 4/4/2026 - Saturday before holiday. Amherst Libraries - 4/17/2026 Closed - Professional Development Day. Holding Center - Closed 4/13/2026 and 4/28/2026 - No guard on duty. Julia Boyer Reinstein - Closed 4/20/2026 - Heating issues. Kenilworth - Closed beginning 4/27/2026 - Construction. Kenmore - Starting 4/27/2026, the Kenmore Library will temporarily be open extended hours until 8pm on Mondays and Fridays during Kenilworth construction. Library on Wheels Bookmobile - 4/6/2026-4/10/2026 - The majority of school stops cancelled/rescheduled for spring break. West Seneca - Closed 4/6/2026, and partial day 4/7/2026 - Power outage.
<i>Amherst</i>							
Chisholm (formerly Audubon)	4,769	5,407	-11.8%	17,636	19,966	-11.7%	
Clearfield	2,597	2,620	-0.9%	10,221	10,043	1.8%	
Eggertsville-Snyder	1,330	1,296	2.6%	4,909	5,035	-2.5%	
Williamsville	1,710	1,599	6.9%	6,192	5,224	18.5%	
Angola	226	151	49.7%	795	485	63.9%	
Aurora	2,273	2,074	9.6%	8,358	7,796	7.2%	
Boston	270	196	37.8%	903	768	17.6%	
<i>Cheektowaga</i>							
Julia Boyer Reinstein	1,812	1,734	4.5%	6,820	6,741	1.2%	
Reinstein Memorial	1,258	1,009	24.7%	3,781	3,628	4.2%	
Clarence	1,811	1,619	11.9%	6,864	6,187	10.9%	
Collins	304	381	-20.2%	1,165	1,339	-13.0%	
Concord	654	711	-8.0%	2,177	2,447	-11.0%	
Eden	256	265	-3.4%	1,037	833	24.5%	
Elma	505	387	30.5%	1,767	1,454	21.5%	
Grand Island Memorial	953	958	-0.5%	3,529	3,269	8.0%	
<i>Hamburg</i>							
Hamburg	2,386	2,152	10.9%	8,348	8,058	3.6%	
Lake Shore	531	523	1.5%	2,179	1,863	17.0%	
Lackawanna	581	454	28.0%	1,890	1,778	6.3%	
Lancaster	2,374	2,358	0.7%	8,551	7,901	8.2%	
Marilla	144	99	45.5%	461	359	28.4%	
Newstead	565	532	6.2%	1,965	1,830	7.4%	
North Collins	365	335	9.0%	1,324	1,483	-10.7%	
Orchard Park	2,222	2,305	-3.6%	8,495	8,889	-4.4%	
City of Tonawanda	1,629	1,599	1.9%	5,839	5,451	7.1%	
<i>Town of Tonawanda</i>							
Kenilworth	464	480	-3.3%	1,987	1,805	10.1%	
Kenmore	2,785	2,576	8.1%	10,341	9,546	8.3%	
West Seneca	3,112	2,892	7.6%	11,399	10,194	11.8%	
<i>Buffalo</i>							
Coles	1,282	1,141	12.4%	4,461	4,623	-3.5%	
Crane	2,477	2,260	9.6%	9,121	7,935	14.9%	
Dudley	3,518	2,946	19.4%	12,115	11,745	3.2%	
East Clinton	1,216	1,324	-8.2%	4,650	4,991	-6.8%	
González-Soto	1,337	1,300	2.8%	4,594	4,209	9.1%	
Merriweather	1,187	2,171	-45.3%	4,057	7,742	-47.6%	
North Park	1,121	1,115	0.5%	4,109	4,255	-3.4%	
Panty	1,670	1,867	-10.6%	5,736	6,220	-7.8%	
Central	22,280	20,986	6.2%	83,497	80,387	3.9%	
<i>Bookmobile Services</i>							
Library on Wheels	57	25	128.0%	184	161	14.3%	
Library2Go	0	0	#DIV/0!	0	0	#DIV/0!	
System	74,712	72,465	3.1%	273,759	268,804	1.8%	
Member Libraries	38,567	37,330	3.3%	141,235	136,536	3.4%	
Buffalo Branches	13,808	14,124	-2.2%	48,843	51,720	-5.6%	
Central Library	22,280	20,986	6.2%	83,497	80,387	3.9%	
Bookmobile Services	57	25	128.0%	184	161	14.3%	

Registered Public Access Computer Sessions

Session Counts Per Outlet



Library	April			Year to Date Totals		
	2026	2025	% of	2026	2025	% of
	Total Sessions	Total Sessions	Change	Total Sessions	Total Sessions	Change
Alden (Ewell Free)	69	94	-26.6%	247	329	-24.9%
<i>Amherst</i>						
Chisholm (formerly Audubon)	1,167	970	20.3%	4,476	4,038	10.8%
Clearfield	748	838	-10.7%	2,931	3,119	-6.0%
Eggertsville-Snyder	442	538	-17.8%	1,737	1,986	-12.5%
Williamsville	101	137	-26.3%	364	502	-27.5%
Angola	105	183	-42.6%	518	712	-27.2%
Aurora	369	388	-4.9%	1,291	1,453	-11.1%
Boston	52	57	-8.8%	175	184	-4.9%
<i>Cheektowaga</i>						
Julia Boyer Reinstein	1,560	1,481	5.3%	5,603	5,973	-6.2%
Reinstein Memorial	726	793	-8.4%	2,632	2,902	-9.3%
Clarence	396	464	-14.7%	1,482	1,733	-14.5%
Collins	167	112	49.1%	608	538	13.0%
Concord	198	179	10.6%	666	617	7.9%
Eden	123	107	15.0%	435	411	5.8%
Elma	188	145	29.7%	736	690	6.7%
Grand Island Memorial	284	238	19.3%	1,008	909	10.9%
<i>Hamburg</i>						
Hamburg	731	834	-12.4%	2,898	3,482	-16.8%
Lake Shore	233	230	1.3%	827	784	5.5%
Lackawanna	476	490	-2.9%	1,633	1,830	-10.8%
Lancaster	641	586	9.4%	2,404	2,589	-7.1%
Marilla	36	32	12.5%	127	148	-14.2%
Newstead	167	152	9.9%	647	626	3.4%
North Collins	101	106	-4.7%	317	369	-14.1%
Orchard Park	788	757	4.1%	2,893	2,936	-1.5%
City of Tonawanda	821	843	-2.6%	3,056	3,157	-3.2%
<i>Town of Tonawanda</i>						
Kenilworth	303	386	-21.5%	1,330	1,448	-8.1%
Kenmore	1,338	1,366	-2.0%	5,318	5,299	0.4%
West Seneca	1,061	1,062	-0.1%	4,108	4,047	1.5%
<i>Buffalo</i>						
Coles	936	1,096	-14.6%	3,306	4,301	-23.1%
Crane	1,035	875	18.3%	3,758	3,541	6.1%
Dudley	547	456	20.0%	1,899	2,093	-9.3%
East Clinton	232	289	-19.7%	807	1,046	-22.8%
González-Soto	477	467	2.1%	1,625	1,582	2.7%
Merriweather	1,754	1,663	5.5%	6,360	6,014	5.8%
North Park	600	696	-13.8%	2,198	2,907	-24.4%
Panty	501	408	22.8%	1,768	1,774	-0.3%
Central	6,329	6,419	-1.4%	24,668	27,984	-11.8%
<i>Bookmobile Services</i>						
Library on Wheels	0	0	#DIV/0!	0	0	#DIV/0!
Library2Go	0	0	#DIV/0!	0	0	#DIV/0!
System	25,802	25,937	-0.5%	96,856	104,053	-6.9%
Member Libraries	13,391	13,568	-1.3%	50,467	52,811	-4.4%
Buffalo Branches	6,082	5,950	2.2%	21,721	23,258	-6.6%
Central Library	6,329	6,419	-1.4%	24,668	27,984	-11.8%
Bookmobile Services	0	0	#DIV/0!	0	0	#DIV/0!

Footnotes

System-wide - 4/1/2026 - Network Outage (all libraries except Central) reported 10:30 am, and resolved 3:30 pm.

Alden - Closed 4/4/2026 - Saturday before holiday.

Amherst Libraries - 4/17/2026 Closed - Professional Development Day.

Holding Center - Closed 4/13/2026 and 4/28/2026 - No guard on duty.

Julia Boyer Reinstein - Closed 4/20/2026 - Heating issues.

Kenilworth - Closed beginning 4/27/2026 - Construction.

Kenmore - Starting 4/27/2026, the Kenmore Library will temporarily be open extended hours until 8pm on Mondays and Fridays during Kenilworth construction.

Library on Wheels Bookmobile - 4/6/2026-4/10/2026 - The majority of school stops cancelled/rescheduled for spring break.

West Seneca - Closed 4/6/2026, and partial day 4/7/2026 - Power outage.

CONTRACT MEMBER LIBRARIES - Monthly Financial Report

LIBRARY: NEWSTEAD PUBLIC LIBRARY

MONTH: May-26

SAP Acct.	Description	Adopted Budget	Budget Transfers	Year-to-Date Expenditures	Available Budget	Projected Utilization at 12/31	Projected Variance at 12/31	Comments
500000	Salaries - Full-time	0	0	0	0		0	
502000	Fringe Benefits	0	0	0	0		0	
	Utility Charges:							
515000	Water	500	0	76	424		500	
515000	Sewer	500	0	70	430		500	
515000	Electric	7,000	0	4,867	2,133		7,000	
515000	Telephone - Maintenance	0	0	0	0		0	
510200	Dues and Fees	20	0	20	0		20	
545000	Rental Charges	0	0	0	0		0	
506200	Repairs & Maintenance Chgs.	1,750	0	512	1,238		1,750	
555050	Insurance Charges	0	0	0	0		0	
510000	Travel & Mileage Expenses	100	0	0	100		100	
516030	Refus Pickup	200	0	68	132		200	
530000	Other Expenses & Charges	1,300	0	400	900		1,300	
530000	Contingency (Bulet Aid)	0	0	0	0		0	
	TOTAL EXPENSES	11,370	0	6,013	5,357		11,370	

DIRECT LOCAL INCOME	Adopted Budget	Budget Revisions	Y-T-D Revenues	To Be Realized	Projected Revenues	Projected Variance	Comments
Fines, Lost Books, etc.	50	0	0	50		(50)	
Copy Machines	600	0	95	505		(600)	
Print Cost Recovery	1,200	0	279	921		(1,200)	
Other Income	0	0	10	(10)		0	
State Funding	0	0	20,311	(20,311)		0	
Municipal Support	0	0	20,000	(20,000)		0	
Donations (priv. persons/foundations)	0	0	0	0		0	
Fundraising (events/booksales)	0	0	0	0		0	
Interest Income	0	0	0	0		0	
Misc Income	0	0	0	0		0	
Use of Fund Balance	0	0	0	0		0	
TOTAL DIRECT INCOME	1,850	0	40,695	(38,845)	0	(1,850)	

CONTRACT MEMBER LIBRARIES - Monthly Financial Report

LIBRARY: NEWSTEAD PUBLIC LIBRARY

MONTH: May-26

SAP Acct.	Description	Adopted Budget	Budget Transfers	Year-to-Date Expenditures	Available Budget	Projected Utilization at 12/31	Projected Variance at 12/31	Comments
500000	Salaries - Full-time	0	0	0	0		0	
502000	Fringe Benefits	0	0	0	0		0	
Utility Charges:								
515000	Water	500	0	76	424		500	
515000	Sewer	500	0	70	430		500	
515000	Electric	7,000	0	4,867	2,133		7,000	
515000	Telephone - Maintenance	0	0	0	0		0	
510200	Dues and Fees	20	0	20	0		20	
545000	Rental Charges	0	0	0	0		0	
506200	Repairs & Maintenance Chgs.	1,750	0	512	1,238		1,750	
555050	Insurance Charges	0	0	0	0		0	
510000	Travel & Mileage Expenses	100	0	0	100		100	
516030	Refus Pickup	200	0	68	132		200	
530000	Other Expenses & Charges	1,300	0	400	900		1,300	
530000	Contingency (Bullet Aid)	0	0	0	0		0	
TOTAL EXPENSES		11,370	0	6,013	5,357	0	11,370	
DIRECT LOCAL INCOME								
	Fines, Lost Books, etc.	50	0	0	50		(50)	
	Copy Machines	600	0	95	505		(600)	
	Print Cost Recovery	1,200	0	279	921		(1,200)	
	Other Income	0	0	10	(10)		0	
	State Funding	0	0	20,311	(20,311)		0	
	Municipal Support	0	0	20,000	(20,000)		0	
	Donations (priv. persons/foundations)	0	0	0	0		0	
	Fundraising (events/booksales)	0	0	0	0		0	
	Interest Income	0	0	0	0		0	
	Misc Income	0	0	0	0		0	
	Use of Fund Balance	0	0	0	0		0	
TOTAL DIRECT INCOME		1,850	0	40,695	(38,845)	0	(1,850)	