

Agenda for the Meeting of the Board of Trustees of the Newstead Public Library

Wednesday, September 13 @ 7 pm

Newstead Public Library

33 Main Street, Akron, NY 14001

- 1) Meeting Called to order and attendance
- 2) Approval of minutes of meeting held on Wednesday, July 12 2023

Action Required

- 3) Approval of the agenda for September 13, 2023
- 4) Public Comment
- 5) Director's report
 - a. Review of monthly report
 - b. Review of monthly library statistics
 - c. Friends of the Newstead Public Library Report
- 6) Finances
 - a. County paid
 - b. Privately paid
 - c. Other bills
 - d. Approval of Voucher Abstract
- 7) Building
- 8) New Business
 - a. Review of Summer Reading Activities
 - b. HVAC Project update
 - c. Roof update
- 9) Next Meeting October 11, 2023 @ 7 pm
- 10) Adjournment of Meeting **Action Required**

**Newstead Public Library
Board of Trustees
Wednesday, July 12 @ 7 pm**

Board Members Present: Sue Brown, Sue Sweitzer, Tara Middaugh, Michele Cositore
At Large: Library Director Kristine Sutton

Call to Order: 7:03, Motion to approve- Sue S, Seconded – Michele

Approval of Minutes from June 14, 2023, Motion to approve- Sue S, seconded- Sue B

Approval of the Agenda for July 12, 2023, Motion to approve – Sue S, seconded – Michele

Library Business

Public Comment: None

Directors Report: Reviewed monthly Program Report and Library Statistics

Finances: Bills were all reviewed and approved & reviewed Monthly Financial Report, Abstract approved – Sue B, seconded – Sue S

Building:

Old Business:

New Business: Approval of 2023 Contract, Approval of Meeting Room policy, all 4 said aye

Next meeting: September 14, 2023 @ 7 pm

Meeting Adjourned: 7:10 pm, Motion to adjourn – Sue S, Seconded – Michele

| Branch | Program D: Title | Number of Total Atten | Type(r/lv/r | Type (G/Oc | Target Aud | Our Tec | Tut ESC | Earl Sum | Adult | Early | ESO | Summer | Re |
|------------------|-------------------|-----------------------|-------------|-------------|---------------|---------|---------|----------|-------|-------|-----|--------|---------------------------|
| NEWSTE, 8/1/2023 | Book Club | 1 | 5 Regular | Group | Adults | n | n | n | n | n | n | n | No Cc No C/No (No Collabo |
| NEWSTE, 8/1/2023 | Build a Birdhou: | 1 | 28 Regular | Group | Intergener:n | n | n | n | n | n | n | y | No Cc No C/No (Other |
| NEWSTE, 8/1/2023 | Rainbow youth | 4 | 21 Regular | Group | Teens | n | n | n | n | n | n | y | No Cc No C/No (No Collabo |
| NEWSTE, 8/2/2023 | stories in the p: | 3 | 63 Regular | Group | Intergener:y | n | n | n | n | n | n | y | No Cc No C/No (No Collabo |
| NEWSTE, 8/2/2023 | Spread the Love | 1 | 9 Regular | Group | Teens | n | n | n | n | n | n | y | No Cc No C/No (No Collabo |
| NEWSTE, 8/2/2023 | Don't Tread on | 1 | 6 Regular | Group | Intergener:n | n | n | n | n | n | n | y | No Cc No C/No (No Collabo |
| NEWSTE, 8/4/2023 | Time travel Gra | 2 | 13 Regular | Group | Children 6- n | n | n | n | n | n | n | y | No Cc No C/No (No Collabo |
| NEWSTE, 8/5/2023 | Peace love Yarr | 1 | 7 Regular | Group | Adults | n | n | n | n | n | n | n | No Cc No C/No (No Collabo |
| NEWSTE, 8/7/2023 | Mahjong | 4 | 28 Regular | Group | Adults | n | n | n | n | n | n | n | No Cc No C/No (No Collabo |
| NEWSTE, 8/7/2023 | ASL Class | 2 | 30 Regular | Group | Adults | n | n | n | n | n | n | y | No Cc No C/No (Other |
| NEWSTE, 8/7/2023 | Fizz pop Bang | 1 | 20 Regular | Group | Children 6- n | n | n | n | n | n | n | y | No Cc No C/No (No Collabo |
| NEWSTE, 8/8/2023 | Cold Blooded Ci | 1 | 103 Regular | Group | Intergener:n | n | n | n | n | n | n | y | No Cc No C/No (Other |
| NEWSTE, 8/8/2023 | Hello! Pen Pal | 12 | 12 Regular | One-on-On | Intergener:n | n | n | n | n | n | n | y | No Cc No C/No (Other |
| NEWSTE, 8/9/2023 | Steve hawley hr | 1 | 100 Regular | Group | Intergener:n | n | n | n | n | n | n | y | No Cc No C/No (Other |
| NEWSTE, 8/9/2023 | Mike Randall & | 1 | 70 Regular | Group | Intergener:n | n | n | n | n | n | n | y | No Cc No C/No (No Collabo |
| NEWSTE, ##### | Bubble Snake - | 1 | 6 Regular | Group | Children 6- n | n | n | n | n | n | n | y | No Cc No C/No (No Collabo |
| NEWSTE, ##### | Read to Ruby | 18 | 18 Regular | One-on-On | Intergener:n | n | n | n | n | n | n | y | No Cc No C/No (No Collabo |
| NEWSTE, ##### | Feelings Rock w | 2 | 91 Regular | Group | Intergener:n | n | n | n | n | n | n | y | No Cc No C/No (No Collabo |
| NEWSTE, ##### | Rock Painting w | 1 | 15 Regular | Group | Intergener:n | n | n | n | n | n | n | y | No Cc No C/No (No Collabo |
| NEWSTE, ##### | Yoga for Ages 4 | 1 | 14 Regular | Group | Intergener:y | n | n | n | n | n | n | y | No Cc No C/No (No Collabo |
| NEWSTE, ##### | Good for the ne | 80 | 80 Regular | Self-Direct | Intergener:y | n | n | n | n | n | n | y | No Cc No C/No (Other |
| NEWSTE, ##### | Lego Club | 1 | 10 Regular | Group | Children 6- n | n | n | n | n | n | n | y | No Cc No C/No (No Collabo |
| NEWSTE, ##### | Stuffed Animal | 1 | 15 Regular | Group | Intergener:n | n | n | n | n | n | n | y | No Cc No C/No (No Collabo |


Library Visits



| Library | August | | | Year to Date Totals | | | Footnotes |
|-----------------------|----------------|----------------|--------------|---------------------|------------------|--------------|--|
| | 2023 | 2022 | % of | 2023 | 2022 | % of | |
| | Total Sessions | Total Sessions | Change | Total Sessions | Total Sessions | Change | |
| Alden (Ewell Free) | 1,076 | 962 | 11.9% | 6,993 | 6,918 | 1.1% | <p>Libraries are operating consistent with guidance from the Erie County Department of Health (ECDOH) and Centers for Disease Control, emphasizing safety for patrons and staff.</p> <p>Central - New visitor counters installed 7/13/2023.</p> <p>Crane - Closed starting 8/15/2022 - Phase 2 construction.</p> <p>Dudley - Closed 8/24/2023 - No water.</p> <p>González-Soto - Closed 9/12/2022 - 8/27/2023 - Phase 1 Construction. Re-opened 8/28/2023.</p> |
| Amherst | | | | | | | |
| Audubon | 11,516 | 11,414 | 0.9% | 60,389 | 71,081 | -15.0% | |
| Clearfield | 13,018 | 13,021 | 0.0% | 95,555 | 78,410 | 21.9% | |
| Egbertsville-Snyder | 5,614 | 5,685 | -1.2% | 38,146 | 35,045 | 8.8% | |
| Williamsville | 2,339 | 3,091 | -24.3% | 14,575 | 14,923 | -2.3% | |
| Angola | 2,617 | 2,997 | -12.7% | 23,135 | 26,133 | -11.5% | |
| Aurora | 6,182 | 5,182 | 19.3% | 42,550 | 37,774 | 12.6% | |
| Boston | 1,330 | 1,428 | -6.9% | 9,548 | 9,237 | 3.4% | |
| Cheektowaga | | | | | | | |
| Julia Boyer Reinstein | 8,825 | 8,557 | 3.1% | 65,188 | 61,162 | 6.6% | |
| Reinstein Memorial | 4,307 | 4,019 | 7.2% | 29,583 | 24,767 | 19.4% | |
| Clarence | 7,501 | 7,279 | 3.0% | 51,471 | 42,113 | 22.2% | |
| Collins | 1,747 | 1,483 | 17.8% | 11,412 | 9,351 | 22.0% | |
| Concord | 2,951 | 2,638 | 11.9% | 20,908 | 20,270 | 3.1% | |
| Eden | 1,719 | 1,569 | 9.6% | 10,917 | 10,682 | 2.2% | |
| Elma | 4,096 | 3,959 | 3.5% | 27,842 | 25,430 | 9.5% | |
| Grand Island Memorial | 5,074 | 4,840 | 4.8% | 32,551 | 30,332 | 7.3% | |
| Hamburg | | | | | | | |
| Hamburg | 8,357 | 7,830 | 6.7% | 61,708 | 51,103 | 20.8% | |
| Lake Shore | 3,485 | 3,274 | 6.4% | 24,471 | 22,640 | 8.1% | |
| Lackawanna | 3,318 | 3,080 | 7.7% | 21,926 | 23,385 | -6.2% | |
| Lancaster | 8,313 | 7,744 | 7.3% | 58,673 | 50,461 | 16.3% | |
| Marilla | 1,185 | 1,171 | 1.2% | 7,563 | 7,195 | 5.1% | |
| Newstead | 3,081 | 2,704 | 13.9% | 22,591 | 19,338 | 16.8% | |
| North Collins | 1,441 | 1,312 | 9.8% | 8,879 | 7,868 | 12.8% | |
| Orchard Park | 12,829 | 11,827 | 8.5% | 87,294 | 79,536 | 9.8% | |
| City of Tonawanda | 4,693 | 4,321 | 8.6% | 33,164 | 29,132 | 13.8% | |
| Town of Tonawanda | | | | | | | |
| Kenilworth | 3,829 | 3,068 | 24.8% | 24,204 | 21,973 | 10.2% | |
| Kenmore | 9,720 | 9,145 | 6.3% | 68,451 | 62,686 | 9.2% | |
| West Seneca | 10,292 | 9,650 | 6.7% | 67,758 | 62,305 | 8.8% | |
| Buffalo | | | | | | | |
| Coles | 3,503 | 3,357 | 4.3% | 24,521 | 15,863 | 54.6% | |
| Crane | 0 | 1,606 | -100.0% | 0 | 21,250 | -100.0% | |
| Dudley | 2,439 | 2,857 | -14.6% | 19,611 | 20,481 | -4.2% | |
| East Clinton | 1,434 | 1,639 | -12.5% | 9,446 | 9,783 | -3.4% | |
| González-Soto | 281 | 3,205 | -91.2% | 281 | 21,887 | -98.7% | |
| Merriweather | 8,627 | 8,429 | 2.3% | 58,798 | 53,758 | 9.4% | |
| North Park | 5,868 | 5,361 | 9.5% | 41,810 | 35,139 | 19.0% | |
| Panty | 3,931 | 3,603 | 9.1% | 21,321 | 15,097 | 41.2% | |
| Central | 24,749 | 16,354 | 51.3% | 170,126 | 123,169 | 38.1% | |
| Bookmobile Services | | | | | | | |
| Library on Wheels | 1,531 | 1,375 | 11.3% | 10,273 | 9,502 | 8.1% | |
| Library2Go | 176 | 194 | -9.3% | 1,639 | 1,974 | -17.0% | |
| Institutions | | | | | | | |
| Correctional Facility | 1,293 | 695 | 86.0% | 9,156 | 4,760 | 92.4% | |
| Holding Center | 624 | 594 | 5.1% | 4,926 | 2,695 | 82.8% | |
| System | 204,911 | 192,519 | 6.4% | 1,399,353 | 1,276,608 | 9.6% | |
| Member Libraries | 150,455 | 143,250 | 5.0% | 1,027,445 | 941,250 | 9.2% | |
| Buffalo Branches | 26,083 | 30,057 | -13.2% | 175,788 | 193,258 | -9.0% | |
| Central Library | 24,749 | 16,354 | 51.3% | 170,126 | 123,169 | 38.1% | |
| Bookmobile | 1,707 | 1,569 | 8.8% | 11,912 | 11,476 | 3.8% | |
| Institutions | 1,917 | 1,289 | 48.7% | 14,082 | 7,455 | 88.9% | |


Circulation

Total Circulations

|  | August | | | Year to Date Totals | | | Footnotes |
|--|----------------|----------------|---------------|---------------------|------------------|--------------|--|
| | 2023 | 2022 | % of | 2023 | 2022 | % of | |
| | Total | Total | Change | Total | Total | Change | |
| Library | Circulations | Circulations | Change | Circulations | Circulations | Change | |
| Alden (Ewell Free) | 2,440 | 2,379 | 2.6% | 15,447 | 13,735 | 12.5% | Libraries are operating consistent with guidance from the Erie County Department of Health (ECDOH) and Centers for Disease Control, emphasizing safety for patrons and staff. Correctional Facility and Holding Center - Correctional Facility numbers reported again starting 9/2022. Crane - Closed starting 8/15/2022 - Phase 2 construction. Dudley - Closed 8/24/2023 - No water. González-Soto - Closed 9/12/2022 - 8/27/2023 - Phase 1 Construction. Re-opened 8/28/2023. |
| <i>Amherst</i> | | | | | | | |
| Audubon | 42,713 | 41,213 | 3.6% | 216,379 | 225,818 | -4.2% | |
| Clearfield | 38,464 | 38,158 | 0.8% | 288,363 | 204,556 | 41.0% | |
| Eggertsville-Snyder | 17,299 | 17,588 | -1.6% | 120,395 | 95,616 | 25.9% | |
| Williamsville | 4,980 | 7,567 | -34.2% | 36,215 | 31,990 | 13.2% | |
| Angola | 3,852 | 4,001 | -3.7% | 25,861 | 20,396 | 26.8% | |
| Aurora | 16,617 | 16,608 | 0.1% | 113,544 | 88,101 | 28.9% | |
| Boston | 3,410 | 3,624 | -5.9% | 23,987 | 20,570 | 16.6% | |
| <i>Cheektowaga</i> | | | | | | | |
| Julia Boyer Reinstein | 26,878 | 26,310 | 2.2% | 193,800 | 156,570 | 23.8% | |
| Reinstein Memorial | 10,185 | 9,819 | 3.7% | 70,465 | 54,896 | 28.4% | |
| Clarence | 24,730 | 27,494 | -10.1% | 170,867 | 128,367 | 33.1% | |
| Collins | 4,783 | 4,907 | -2.5% | 38,828 | 27,782 | 39.8% | |
| Concord | 6,033 | 6,434 | -6.2% | 42,421 | 34,650 | 22.4% | |
| Eden | 4,838 | 4,996 | -3.2% | 31,795 | 27,506 | 15.6% | |
| Elma | 10,590 | 11,113 | -4.7% | 77,069 | 60,328 | 27.7% | |
| Grand Island Memorial | 14,066 | 13,396 | 5.0% | 91,349 | 72,399 | 26.2% | |
| <i>Hamburg</i> | | | | | | | |
| Hamburg | 22,484 | 23,460 | -4.2% | 154,204 | 125,126 | 23.2% | |
| Lake Shore | 7,503 | 7,513 | -0.1% | 52,143 | 41,444 | 25.8% | |
| Lackawanna | 4,832 | 5,007 | -3.5% | 33,581 | 27,086 | 24.0% | |
| Lancaster | 26,341 | 24,206 | 8.8% | 170,838 | 129,028 | 32.4% | |
| Marilla | 3,712 | 4,017 | -7.6% | 26,881 | 23,270 | 15.5% | |
| Newstead | 5,673 | 6,472 | -12.3% | 38,525 | 34,977 | 10.1% | |
| North Collins | 1,909 | 1,896 | 0.7% | 14,977 | 10,958 | 36.7% | |
| Orchard Park | 29,083 | 28,884 | 0.7% | 199,287 | 160,593 | 24.1% | |
| City of Tonawanda | 10,801 | 10,385 | 4.0% | 75,988 | 61,579 | 23.4% | |
| <i>Town of Tonawanda</i> | | | | | | | |
| Kenilworth | 6,919 | 6,796 | 1.8% | 47,932 | 38,073 | 25.9% | |
| Kenmore | 30,233 | 30,574 | -1.1% | 214,086 | 169,678 | 26.2% | |
| West Seneca | 25,746 | 24,940 | 3.2% | 165,680 | 134,210 | 23.4% | |
| <i>Buffalo</i> | | | | | | | |
| Coles | 3,107 | 2,393 | 29.8% | 20,290 | 9,790 | 107.3% | |
| Crane | 162 | 6,742 | -97.6% | 382 | 50,730 | -99.2% | |
| Dudley | 5,017 | 5,142 | -2.4% | 37,218 | 28,636 | 30.0% | |
| East Clinton | 3,154 | 2,992 | 5.4% | 22,037 | 16,115 | 36.7% | |
| González-Soto | 454 | 4,559 | -90.0% | 454 | 24,776 | -98.2% | |
| Merriweather | 4,670 | 4,277 | 9.2% | 37,933 | 23,763 | 59.6% | |
| North Park | 13,663 | 9,830 | 39.0% | 97,616 | 53,866 | 81.2% | |
| Panty | 2,460 | 2,459 | 0.0% | 17,922 | 12,123 | 47.8% | |
| <i>Central</i> | 28,819 | 32,709 | -11.9% | 230,558 | 185,100 | 24.6% | |
| <i>Bookmobile Services</i> | | | | | | | |
| Library on Wheels | 2,373 | 2,766 | -14.2% | 26,580 | 15,410 | 72.5% | |
| Library2Go | 1,906 | 889 | 114.4% | 15,804 | 3,497 | 351.9% | |
| <i>Institutions</i> | | | | | | | |
| Correctional Facility | 5,522 | 0 | See note. | 41,032 | 0 | See note. | |
| Holding Center | 12,939 | 3,587 | 260.7% | 78,086 | 3,587 | 2076.9% | |
| <i>System</i> | | | | | | | |
| Online Renewals | 742 | 719 | 3.2% | 5,426 | 250,409 | -97.8% | |
| Interlibrary Loans | 1,492 | 1,113 | 34.1% | 10,319 | 8,927 | 15.6% | |
| eAudiobooks | 63,768 | 50,723 | 25.7% | 465,157 | 363,365 | 28.0% | |
| eVideos | 851 | 878 | -3.1% | 5,656 | 2,957 | 91.3% | |
| eBooks | 87,415 | 80,373 | 8.8% | 678,560 | 610,445 | 11.2% | |
| eMusic | 228 | 305 | -25.2% | 1,768 | 1,043 | 69.5% | |
| eMagazines | 7,635 | 7,371 | 3.6% | 56,973 | 20,925 | 172.3% | |
| B&ECPL Totals | 653,491 | 629,584 | 3.8% | 4,600,678 | 3,904,766 | 17.8% | |
| Member Libraries | 407,114 | 409,757 | -0.6% | 2,750,907 | 2,219,302 | 24.0% | |
| Buffalo Branches | 32,687 | 38,394 | -14.9% | 233,852 | 219,799 | 6.4% | |
| Central Library | 28,819 | 32,709 | -11.9% | 230,558 | 185,100 | 24.6% | |
| Bookmobile Services | 4,279 | 3,655 | 17.1% | 42,384 | 18,907 | 124.2% | |
| Institutions | 18,461 | 3,587 | 414.7% | 119,118 | 3,587 | 3220.8% | |
| System | 162,131 | 141,482 | 14.6% | 1,223,859 | 1,258,071 | -2.7% | |


Registered Public Access Computer Sessions

Session Counts Per Outlet

|  | August | | | Year to Date Totals | | | Footnotes |
|---|----------------|----------------|--------------|---------------------|----------------|-------------|--|
| | 2023 | 2022 | % of | 2023 | 2022 | % of | |
| | Total Sessions | Total Sessions | Change | Total Sessions | Total Sessions | Change | |
| Alden (Ewell Free) | 93 | 74 | 25.7% | 560 | 485 | 15.5% | Libraries are operating consistent with guidance from the Erie County Department of Health (ECDOH) and Centers for Disease Control, emphasizing safety for patrons and staff. Crane - Closed starting 8/15/2022 - Phase 2 construction. Dudley - Closed 8/24/2023 - No water. González-Soto - Closed 9/12/2022 - 8/27/2023 - Phase 1 Construction. Re-opened 8/28/2023. |
| <i>Amherst</i> | | | | | | | |
| Audubon | 1,100 | 1,084 | 1.5% | 5,629 | 7,492 | -24.9% | |
| Clearfield | 991 | 876 | 13.1% | 7,220 | 5,689 | 26.9% | |
| Eggertsville-Snyder | 475 | 577 | -17.7% | 3,680 | 3,562 | 3.3% | |
| Williamsville | 188 | 260 | -27.7% | 1,033 | 1,195 | -13.6% | |
| Angola | 172 | 210 | -18.1% | 1,326 | 1,387 | -4.4% | |
| Aurora | 452 | 428 | 5.6% | 3,061 | 2,627 | 16.5% | |
| Boston | 64 | 68 | -5.9% | 472 | 550 | -14.2% | |
| <i>Cheektowaga</i> | | | | | | | |
| Julia Boyer Reinstein | 1,343 | 1,464 | -8.3% | 10,529 | 10,412 | 1.1% | |
| Reinstein Memorial | 1,000 | 885 | 13.0% | 6,449 | 5,689 | 13.4% | |
| Clarence | 502 | 553 | -9.2% | 3,550 | 3,189 | 11.3% | |
| Collins | 189 | 114 | 65.8% | 1,021 | 741 | 37.8% | |
| Concord | 249 | 222 | 12.2% | 1,535 | 1,534 | 0.1% | |
| Eden | 128 | 137 | -6.6% | 871 | 819 | 6.3% | |
| Elma | 251 | 191 | 31.4% | 1,658 | 1,477 | 12.3% | |
| Grand Island Memorial | 305 | 305 | 0.0% | 1,814 | 2,010 | -9.8% | |
| <i>Hamburg</i> | | | | | | | |
| Hamburg | 876 | 1,004 | -12.7% | 6,945 | 6,871 | 1.1% | |
| Lake Shore | 310 | 273 | 13.6% | 1,907 | 1,811 | 5.3% | |
| Lackawanna | 599 | 620 | -3.4% | 3,964 | 3,446 | 15.0% | |
| Lancaster | 696 | 717 | -2.9% | 5,078 | 5,209 | -2.5% | |
| Marilla | 51 | 48 | 6.3% | 311 | 256 | 21.5% | |
| Newstead | 255 | 258 | -1.2% | 1,472 | 1,248 | 17.9% | |
| North Collins | 113 | 162 | -30.2% | 738 | 838 | -11.9% | |
| Orchard Park | 746 | 630 | 18.4% | 5,619 | 4,494 | 25.0% | |
| City of Tonawanda | 741 | 703 | 5.4% | 5,217 | 4,584 | 13.8% | |
| <i>Town of Tonawanda</i> | | | | | | | |
| Kenilworth | 439 | 468 | -6.2% | 2,970 | 3,149 | -5.7% | |
| Kenmore | 1,373 | 1,494 | -8.1% | 10,085 | 10,541 | -4.3% | |
| West Seneca | 1,231 | 1,268 | -2.9% | 8,275 | 8,218 | 0.7% | |
| <i>Buffalo</i> | | | | | | | |
| Coles | 1,215 | 1,036 | 17.3% | 7,969 | 5,059 | 57.5% | |
| Crane | 0 | 267 | -100.0% | 0 | 3,273 | -100.0% | |
| Dudley | 544 | 554 | -1.8% | 4,032 | 4,380 | -7.9% | |
| East Clinton | 342 | 391 | -12.5% | 2,207 | 2,277 | -3.1% | |
| González-Soto | 36 | 729 | -95.1% | 36 | 4,671 | -99.2% | |
| Merriweather | 1,647 | 1,351 | 21.9% | 11,755 | 10,583 | 11.1% | |
| North Park | 1,340 | 1,218 | 10.0% | 9,088 | 7,324 | 24.1% | |
| Panty | 654 | 639 | 2.3% | 4,175 | 2,944 | 41.8% | |
| <i>Central</i> | 5,728 | 6,511 | -12.0% | 52,176 | 44,542 | 17.1% | |
| <i>Bookmobile Services</i> | | | | | | | |
| Library on Wheels | 0 | 0 | #DIV/0! | 0 | 0 | #DIV/0! | |
| Library2Go | 0 | 0 | #DIV/0! | 0 | 0 | #DIV/0! | |
| System | 26,438 | 27,789 | -4.9% | 194,427 | 184,576 | 5.3% | |
| Member Libraries | 14,932 | 15,093 | -1.1% | 102,989 | 99,523 | 3.5% | |
| Buffalo Branches | 5,778 | 6,185 | -6.6% | 39,262 | 40,511 | -3.1% | |
| Central Library | 5,728 | 6,511 | -12.0% | 52,176 | 44,542 | 17.1% | |
| Bookmobile Services | 0 | 0 | #DIV/0! | 0 | 0 | #DIV/0! | |

WiFi

Total Logins

|  | August | | | Year to Date Totals | | | Footnotes |
|---|----------------|----------------|--------------|---------------------|----------------|--------------|--|
| | 2023 | 2022 | % of | 2023 | 2022 | % of | |
| | Total Sessions | Total Sessions | Change | Total Sessions | Total Sessions | Change | |
| Library | | | | | | | |
| Alden (Ewell Free) | 481 | 431 | 11.6% | 3,403 | 3,416 | -0.4% | Libraries are operating consistent with guidance from the Erie County Department of Health (ECDOH) and Centers for Disease Control, emphasizing safety for patrons and staff. Crane - Closed starting 8/15/2022 - Phase 2 construction. Dudley - Closed 8/24/2023 - No water. González-Soto - Closed 9/12/2022 - 8/27/2023 - Phase 1 Construction. Re-opened 8/28/2023. |
| <i>Amherst</i> | | | | | | | |
| Audubon | 3,903 | 2,411 | 61.9% | 22,609 | 16,259 | 39.1% | |
| Clearfield | 2,731 | 2,795 | -2.3% | 21,206 | 17,304 | 22.5% | |
| Egbertsville-Snyder | 1,107 | 1,032 | 7.3% | 7,752 | 8,087 | -4.1% | |
| Williamsville | 1,437 | 1,457 | -1.4% | 9,120 | 10,704 | -14.8% | |
| Angola | 163 | 205 | -20.5% | 986 | 1,657 | -40.5% | |
| Aurora | 1,847 | 2,178 | -15.2% | 14,314 | 16,495 | -13.2% | |
| Boston | 209 | 228 | -8.3% | 1,468 | 1,371 | 7.1% | |
| <i>Cheektowaga</i> | | | | | | | |
| Julia Boyer Reinstein | 1,282 | 1,089 | 17.7% | 10,132 | 8,991 | 12.7% | |
| Reinstein Memorial | 909 | 754 | 20.6% | 5,764 | 5,240 | 10.0% | |
| Clarence | 1,320 | 1,229 | 7.4% | 10,578 | 8,481 | 24.7% | |
| Collins | 352 | 238 | 47.9% | 2,170 | 1,806 | 20.2% | |
| Concord | 601 | 570 | 5.4% | 4,113 | 4,248 | -3.2% | |
| Eden | 205 | 233 | -12.0% | 1,360 | 1,736 | -21.7% | |
| Elma | 441 | 369 | 19.5% | 2,933 | 2,540 | 15.5% | |
| Grand Island Memorial | 803 | 804 | -0.1% | 5,294 | 5,386 | -1.7% | |
| <i>Hamburg</i> | | | | | | | |
| Hamburg | 1,819 | 1,793 | 1.5% | 13,293 | 13,604 | -2.3% | |
| Lake Shore | 535 | 428 | 25.0% | 3,621 | 3,218 | 12.5% | |
| Lackawanna | 489 | 486 | 0.6% | 3,740 | 3,278 | 14.1% | |
| Lancaster | 1,615 | 1,659 | -2.7% | 11,831 | 12,503 | -5.4% | |
| Marilla | 76 | 86 | -11.6% | 663 | 714 | -7.1% | |
| Newstead | 540 | 432 | 25.0% | 3,713 | 3,088 | 20.2% | |
| North Collins | 316 | 331 | -4.5% | 2,797 | 2,802 | -0.2% | |
| Orchard Park | 2,029 | 1,753 | 15.7% | 14,773 | 12,541 | 17.8% | |
| City of Tonawanda | 1,052 | 646 | 62.8% | 6,720 | 4,636 | 45.0% | |
| <i>Town of Tonawanda</i> | | | | | | | |
| Kenilworth | 526 | 535 | -1.7% | 3,662 | 3,493 | 4.8% | |
| Kenmore | 2,116 | 2,092 | 1.1% | 15,677 | 15,462 | 1.4% | |
| West Seneca | 2,048 | 2,034 | 0.7% | 14,850 | 14,341 | 3.5% | |
| <i>Buffalo</i> | | | | | | | |
| Coles | 1,155 | 970 | 19.1% | 7,570 | 5,925 | 27.8% | |
| Crane | 688 | 334 | 106.0% | 1,355 | 3,332 | -59.3% | |
| Dudley | 2,350 | 1,380 | 70.3% | 14,980 | 10,573 | 41.7% | |
| East Clinton | 616 | 858 | -28.2% | 4,469 | 5,387 | -17.0% | |
| González-Soto | 514 | 2,266 | -77.3% | 3,513 | 16,245 | -78.4% | |
| Merriweather | 1,231 | 1,103 | 11.6% | 9,745 | 8,681 | 12.3% | |
| North Park | 1,198 | 1,126 | 6.4% | 8,734 | 7,976 | 9.5% | |
| Panty | 1,483 | 1,319 | 12.4% | 9,748 | 8,926 | 9.2% | |
| <i>Central</i> | 14,526 | 15,021 | -3.3% | 116,506 | 108,214 | 7.7% | |
| <i>Bookmobile Services</i> | | | | | | | |
| Library on Wheels | 103 | 92 | 12.0% | 667 | 485 | 37.5% | |
| Library2Go | 0 | 0 | #DIV/0! | 0 | 0 | #DIV/0! | |
| System | 54,816 | 52,767 | 3.9% | 395,829 | 379,145 | 4.4% | |
| Member Libraries | 30,952 | 28,298 | 9.4% | 218,542 | 203,401 | 7.4% | |
| Buffalo Branches | 9,235 | 9,356 | -1.3% | 60,114 | 67,045 | -10.3% | |
| Central Library | 14,526 | 15,021 | -3.3% | 116,506 | 108,214 | 7.7% | |
| Bookmobile Services | 103 | 92 | 12.0% | 667 | 485 | 37.5% | |

Abstract of Audited Vouchers For Private Checking Account

Newstead Public Library

Date of Audit: 9-13-23

Month Year

Total Claims(\$) 290.51

I certify that the vouchers listed on this abstract were audited by the Newstead Public Library Board on this above date and allowed to be paid to the claimants in the amounts shown.

9-13-23

Date

Authorizing Official

| Voucher # | Claimant | Vouchers | | Date |
|-----------|----------------|----------|---------|-----------|
| | | Amount | Check # | |
| 1430 | Demco | \$54.31 | 1430 | 7/19/2023 |
| 1431 | Scholastic Inc | \$236.20 | 1431 | 7/31/2023 |

Total: \$290.51

Abstract of Audited Vouchers For Member Aid Checking Account

Newstead Public Library

Date of Audit: 9.13.23

Month Year

Total Claims(\$) 152.28

I certify that the vouchers listed on this abstract were audited by the Newstead Public Library Board on this above date and allowed to be paid to the claimants in the amounts shown.

9.13.23

Date

Authorizing Official

| Voucher # | Claimant | Vouchers | | |
|-----------|----------|----------|---------|-----------|
| | | Amount | Check # | Date |
| 110 | B&ECPL | \$57.11 | 110 | 7/24/2023 |
| 111 | B&ECPL | \$95.17 | 111 | 8/21/2023 |

Total: \$152.28

Abstract of Audited Vouchers For County Checking Account

Newstead Public Library

Date of Audit: 9.13.23

Month Year

Total Claims(\$) 706.99

I certify that the vouchers listed on this abstract were audited by the Newstead Public Library Board on this above date and allowed to be paid to the claimants in the amounts shown.

9.13.23

Date

Authorizing Official

| Voucher # | Claimant | Vouchers | | Date |
|-----------|-------------------|----------|---------|-----------|
| | | Amount | Check # | |
| 7/28/2023 | Corr Distributors | \$236.90 | 4547 | 7/28/2023 |
| 8/7/2023 | Village of Akron | \$470.09 | 4548 | 8/7/2023 |

Total: \$706.99

Abstract of Audited Vouchers For County Checking Account

Newstead Public Library

Date of Audit: 9.13.23

Month Year

Total Claims(\$)639.59

I certify that the vouchers listed on this abstract were audited by the Newstead Public Library Board on this above date and allowed to be paid to the claimants in the amounts shown.

9.13.23

Date

Authorizing Official

| Voucher # | Claimant | Vouchers | | Date |
|-----------|----------------------|----------|---------|----------|
| | | Amount | Check # | |
| 4549 | Village of Akron | \$623.42 | 4549 | 9/6/2023 |
| 4550 | Hector's Hardware | \$16.17 | 4550 | 9/6/2023 |

Total: \$639.59